



# Test Report

Product Name : WIRELESS-B/G/N 26DBM  
NETWORK MINI PCI ADAPTER  
Model No. : IWAVEPORT WLM200N2-26  
FCC ID : TK4-WLM200N2-26

Applicant : Compex Systems Pte Ltd  
Address : 135 Joo Seng Road, #08-01 PM Industrial Building  
Singapore 368363

Date of Receipt : 2008/10/29  
Issued Date : 2009/03/02  
Report No. : 08BS044R-RF-US-P05V01

The test results relate only to the samples tested.

The test results shown in the test report are traceable to the national/international standard through the calibration of the equipment and evaluated measurement uncertainty herein.

This report must not be used to claim product endorsement by CNLA, NVLAP or any agency of the Government.  
The test report shall not be reproduced except in full without the written approval of QuieTek Corporation.

# Test Report Certification

Issued Date : 2009/03/02

Report No. : 08BS044R-RF-US-P05V01



Product Name : WIRELESS-B/G/N 26DBM NETWORK MINI PCI ADAPTER

Applicant : Compex Systems Pte Ltd

Address : 135 Joo Seng Road, #08-01 PM Industrial Building  
Singapore 368363

Manufacturer : Compex Systems Pte Ltd

Address : 135 Joo Seng Road, #08-01 PM Industrial Building  
Singapore 368363

Model No. : IWAVEPORT WLM200N2-26

FCC ID : TK4-WLM200N2-26

EUT Voltage : DC 3.3V

Trade Name : Compex

Applicable Standard : FCC CFR Title 47 Part 15 Subpart C: 2008  
ANSI C63.4: 2003

Test Result : Complied

Performed Location : SuZhou EMC laboratory  
No.99 Hongye Rd., Suzhou Industrial Park Loufeng  
Hi-Tech Development Zone., SuZhou, China  
TEL: +86-512-6251-5088 / FAX: +86-512-6251-5098  
FCC Registration Number: 800392

Documented By :

( Any Liu )

Reviewed By :

( Marlin Chen )

Approved By :

( Gene Zhang )

## Laboratory Information

We , **Quietek Corporation**, are an independent EMC and safety consultancy that was established the whole facility in our laboratories. The test facility has been accredited by the following accreditation Bodies in compliance with ISO 17025, EN 45001 and Guide 25:

<b>Taiwan R.O.C.</b>	<b>: BSMI, DGT, CNLA</b>
<b>Germany</b>	<b>: TUV Rheinland</b>
<b>Norway</b>	<b>: Nemko, DNV</b>
<b>USA</b>	<b>: FCC, NVLAP</b>
<b>Japan</b>	<b>: VCCI</b>

The related certificate for our laboratories about the test site and management system can be downloaded from Quietek Corporation's Web Site : <http://tw.quietek.com/modules/myalbum/>  
The address and introduction of Quietek Corporation's laboratories can be founded in our Web site : <http://www.quietek.com/>  
If you have any comments, Please don't hesitate to contact us. Our contact information is as below:

### HsinChu Testing Laboratory :

No.75-2, 3rd Lin, Wangye Keng, Yonghxing Tsuen, Qionglin Shiang, Hsinchu County 307, Taiwan, R.O.C.  
TEL:+886-3-592-8858 / FAX:+886-3-592-8859 E-Mail : service@quietek.com



### LinKou Testing Laboratory :

No. 5, Ruei-Shu Valley, Ruei-Ping Tsuen, Lin-Kou Shiang, Taipei, Taiwan, R.O.C.  
TEL : +886-2-8601-3788 / FAX : 886-2-8601-3789 E-Mail : service@quietek.com



### Suzhou Testing Laboratory :

No.99 Hongye Rd., Suzhou Industrial Park Loufeng Hi-Tech Development Zone., SuZhou, China  
TEL : +86-512-6251-5088 / FAX : 86-512-6251-5098 E-Mail : service@quietek.com



## TABLE OF CONTENTS

Description	
Page	
1. General Information .....	6
1.1. EUT Description .....	6
1.2. Mode of Operation .....	8
1.3. Tested System Details .....	9
1.4. Configuration of Tested System .....	10
1.5. EUT Exercise Software .....	10
2. Technical Test .....	12
2.1. Summary of Test Result .....	12
2.2. Test Environment .....	13
3. Conducted Emission .....	14
3.1. Test Equipment .....	14
3.2. Test Setup .....	14
3.3. Limit .....	15
3.4. Test Procedure .....	15
3.5. Uncertainty .....	15
3.6. Test Result .....	16
3.7. Test Photograph .....	22
4. Radiated Emission .....	23
4.1. Test Equipment .....	23
4.2. Test Setup .....	24
4.3. Limit .....	25
4.4. Test Procedure .....	25
4.5. Uncertainty .....	25
4.6. Test Result .....	26
4.7. Test Photograph .....	206
5. RF Antenna Conducted Spurious .....	208
5.1. Test Equipment .....	208
5.2. Test Setup .....	208
5.3. Limit .....	208
5.4. Test Procedure .....	209
5.5. Uncertainty .....	209
5.6. Test Result .....	210
6. Radiated Emission Band Edge .....	226
6.1. Test Equipment .....	226
6.2. Test Setup .....	227
6.3. Limit .....	227

6.4.	Test Procedure .....	227
6.5.	Uncertainty .....	227
6.6.	Test Result .....	228
7.	Operation Frequency Range of 20dB Bandwidth .....	308
7.1.	Test Equipment .....	308
7.2.	Test Setup .....	308
7.3.	Limit.....	308
7.4.	Test Procedure .....	308
7.5.	Uncertainty .....	309
7.6.	Test Result .....	310
8.	Occupied Bandwidth .....	326
8.1.	Test Equipment .....	326
8.2.	Test Setup .....	326
8.3.	Limit.....	326
8.4.	Test Procedure .....	326
8.5.	Uncertainty .....	327
8.6.	Test Result .....	328
9.	Power Output.....	344
9.1.	Test Equipment .....	344
9.2.	Test Setup .....	344
9.3.	Limit.....	344
9.4.	Test Procedure .....	344
9.5.	Uncertainty .....	345
9.6.	Test Result .....	346
10.	Power Spectral Density .....	350
10.1.	Test Equipment.....	370
10.2.	Test Setup .....	370
10.3.	Limit.....	370
10.4.	Test Procedure .....	370
10.5.	Uncertainty .....	371
10.6.	Test Result.....	372
11.	Attachment .....	396
	EUT Photograph.....	396

## 1. General Information

### 1.1. EUT Description

Product Name	WIRELESS-B/G/N 26DBM NETWORK MINI PCI ADAPTER
Trade Name	Compex
Model No.	IWAVEPORT WLM200N2-26
FCC ID	TK4-WLM200N2-26
Working Voltage	DC 3.3V
Frequency Range	For 2.4GHz Band 802.11b/g/n(20MHz): 2412 - 2472 MHz 802.11n(40MHz): 2422 - 2452 MHz
Channel Number	For 2.4GHz Band 802.11b/g/n(20MHz): 13 802.11n(40MHz): 7
Type of Modulation	802.11b: DSSS 802.11g/n: OFDM
Data Rate	802.11g: 6/9/12/18/24/36/48/54 Mbps 802.11b: 1/2/5.5/11 Mbps 802.11n: up to 135 Mbps
Channel Control	Auto
Antenna Type	Dipole
Antenna Gain	Refer to the "Antenna List"

802.11b/g/n(20MHz) Working Frequency of Each Channel:							
Channel	Frequency	Channel	Frequency	Channel	Frequency	Channel	Frequency
01	2412 MHz	02	2417 MHz	03	2422 MHz	04	2427 MHz
05	2432 MHz	06	2437 MHz	07	2442 MHz	08	2447 MHz
09	2452 MHz	10	2457 MHz	11	2462 MHz	N/A	N/A

802.11n(40MHz) Working Frequency of Each Channel:							
Channel	Frequency	Channel	Frequency	Channel	Frequency	Channel	Frequency
03	2422 MHz	04	2427 MHz	05	2432 MHz	06	2437 MHz
07	2442 MHz	08	2447 MHz	09	2452 MHz	N/A	N/A

### 802.11b/g/n Antenna List

Antenna	Manufacturer	Model No.	Peak Gain
Combined Antenna	Exceltek Electronics (Kunshan) Co.,Ltd	C0053-ANG0004	2.0dBi

## 1.2. Mode of Operation

Quietek has verified the construction and function in typical operation. All the test modes were carried out with the EUT in normal operation, which was shown in this test report and defined as:

Test Mode
Mode 1: Transmit by 802.11b (Chain 1X 010, Chain 1X 100)
Mode 2: Transmit by 802.11g (Chain 1X 010, Chain 1X 100)
Mode 3: Transmit by 802.11n (20MHz) (Chain 1X 010, Chain 1X 100, Chain 2X 110)
Mode 4: Transmit by 802.11n (40MHz) (Chain 1X 010, Chain 1X 100, Chain 2X 110)

Note:

1. Regards to the frequency band operation: the lowest, middle and highest frequency of channel were selected to perform the test, then shown on this report.

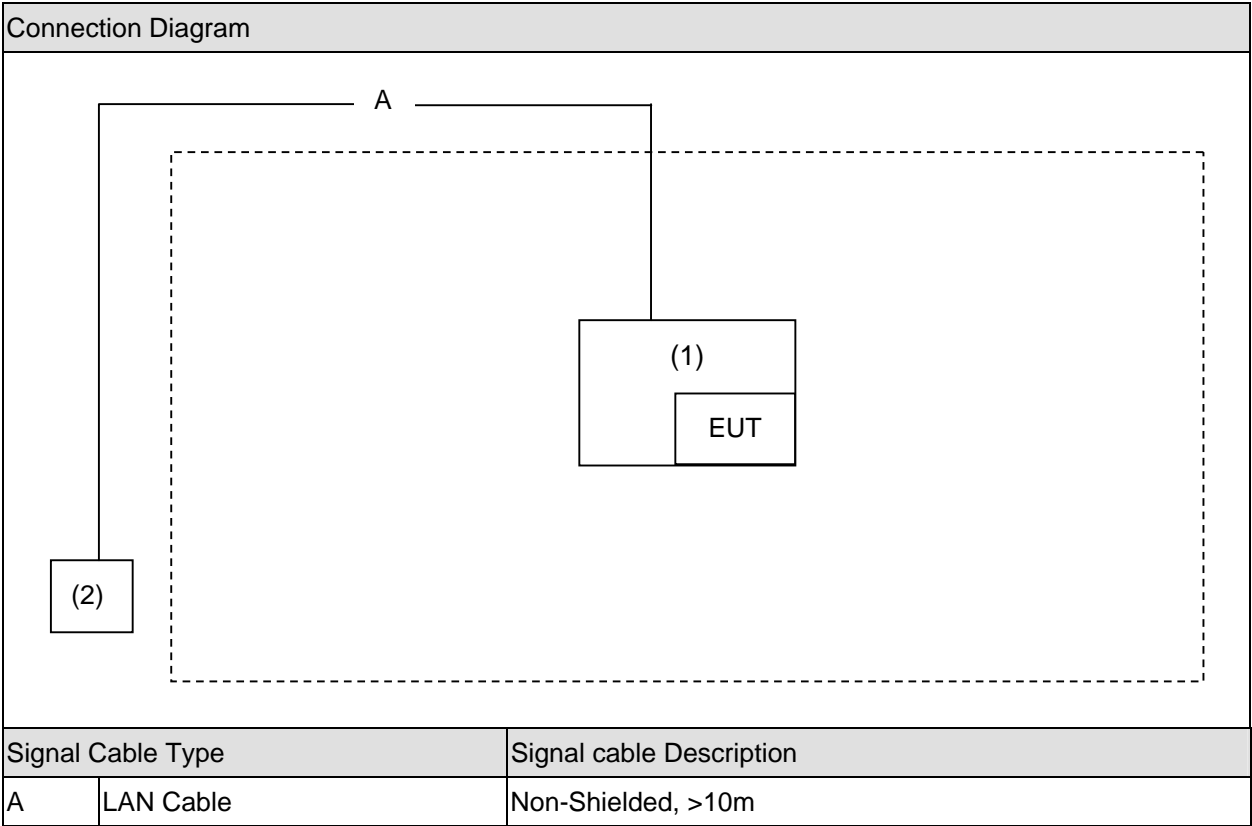


### 1.3. Tested System Details

The types for all equipments, plus descriptions of all cables used in the tested system (including inserted cards) are:

Product		Manufacturer	Model No.	Serial No.	Power Cord
1	Wireless Router Set	Compex	C-7D01543PW	N/A	N/A
2	Notebook	DELL	PP19L	JH097 A01	Power by adapter

1.4. Configuration of Tested System



## 1.5. EUT Exercise Software

1	Setup the EUT and simulators as shown on above.
2	Turn on the power of equipment.
3	Execute "ART" Test program on the PC.
4	Setup the test channel and the test mode press ok to start the Continue Transmit or Receive.

## 2. Technical Test

### 2.1. Summary of Test Result

- ☒ No deviations from the test standards
- ☐ Deviations from the test standards as below description:

Performed Test Item	Normative References	Test Performed	Deviation
Conducted Emission	FCC CFR Title 47 Part 15 Subpart C: 2007 Section 15.207	Yes	No
Radiated Emission	FCC CFR Title 47 Part 15 Subpart C: 2007 Section 15.209	Yes	No
RF Antenna Conducted Spurious	FCC CFR Title 47 Part 15 Subpart C: 2007 Section 15.247(d)	Yes	No
Radiated Emission Band Edge	FCC CFR Title 47 Part 15 Subpart C: 2007 15.247(d)	Yes	No
Operation Frequency Range of 20dB Bandwidth	FCC CFR Title 47 Part 15 Subpart C: 2007 15.215(c)	Yes	No
Occupied Bandwidth	FCC CFR Title 47 Part 15 Subpart C: 2007 Section 15.247(a)(2)	Yes	No
Power Output	FCC CFR Title 47 Part 15 Subpart C: 2007 Section 15.247(b)(3)	Yes	No
Power Spectral Density	FCC CFR Title 47 Part 15 Subpart C: 2007 Section 15.247(e)	Yes	No

## 2.2. Test Environment

Items	Required (IEC 68-1)	Actual
Temperature (°C)	15-35	21
Humidity (%RH)	25-75	50
Barometric pressure (mbar)	860-1060	950-1000

### 3. Conducted Emission

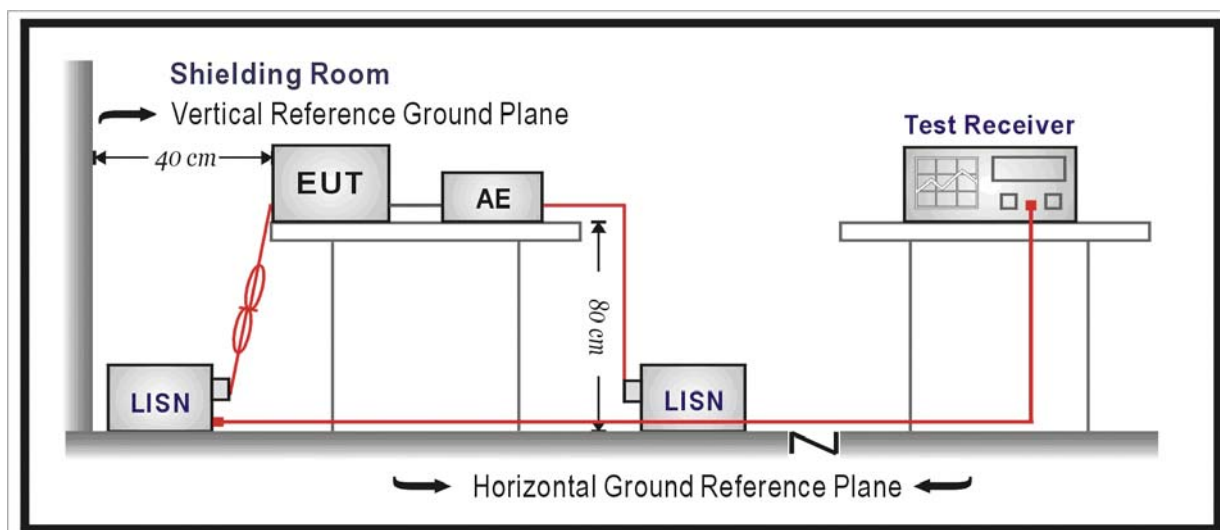
#### 3.1. Test Equipment

Conducted Emission / SR-1

Instrument	Manufacturer	Type No.	Serial No.	Cal. Date
EMI Test Receiver	R&S	ESCI	100726	2008/02/07
Two-Line V-Network	R&S	ENV216	100013	2008/11/15
Two-Line V-Network	R&S	ENV216	100014	2008/11/15
50ohm Coaxial Switch	Anritsu	MP59B	6200464462	2008/11/25
50ohm Termination	SHX	TF2	07081401	2008/10/19
Coaxial Cable	Luthi	RG214	519358	2008/11/25
Temperature/Humidity Meter	zhicheng	ZC1-2	QT-TH004	2008/03/31

Note: All equipments are calibrated with traceable calibrations. Each calibration is traceable to the national or international standards.

#### 3.2. Test Setup



### 3.3. Limit

FCC Part 15 Subpart C Paragraph 15.207 Limits		
Frequency (MHz)	QP (dBuV)	AV (dBuV)
0.15 - 0.50	66 - 56	56 - 46
0.50 - 5.0	56	46
5.0 - 30	60	50

Note 1: The lower limit shall apply at the transition frequencies.

Note 2: The limit decreases linearly with the logarithm of the frequency in the range 0.15 MHz to 0.5 MHz.

### 3.4. Test Procedure

The EUT was setup according to ANSI C63.4, 2003 and tested according to DTS test procedure of Oct 2002 KDB558074 for compliance to FCC 47CFR 15.247 requirements. The EUT was placed on a platform of nominal size, 1 m by 1.5 m, raised 80 cm above the conducting ground plane. The vertical conducting plane was located 40 cm to the rear of the EUT. All other surfaces of EUT were at least 80 cm from any other grounded conducting surface. The EUT and simulators are connected to the main power through a line impedance stabilization network (LISN). The LISN provides a 50 ohm /50uH coupling impedance for the measuring equipment. The peripheral devices are also connected to the main power through a LISN. (Please refer to the block diagram of the test setup and photographs)

Each current-carrying conductor of the EUT power cord, except the ground (safety) conductor, was individually connected through a LISN to the input power source.

The excess length of the power cord between the EUT and the LISN receptacle were folded back and forth at the center of the lead to form a bundle not exceeding 40 cm in length.

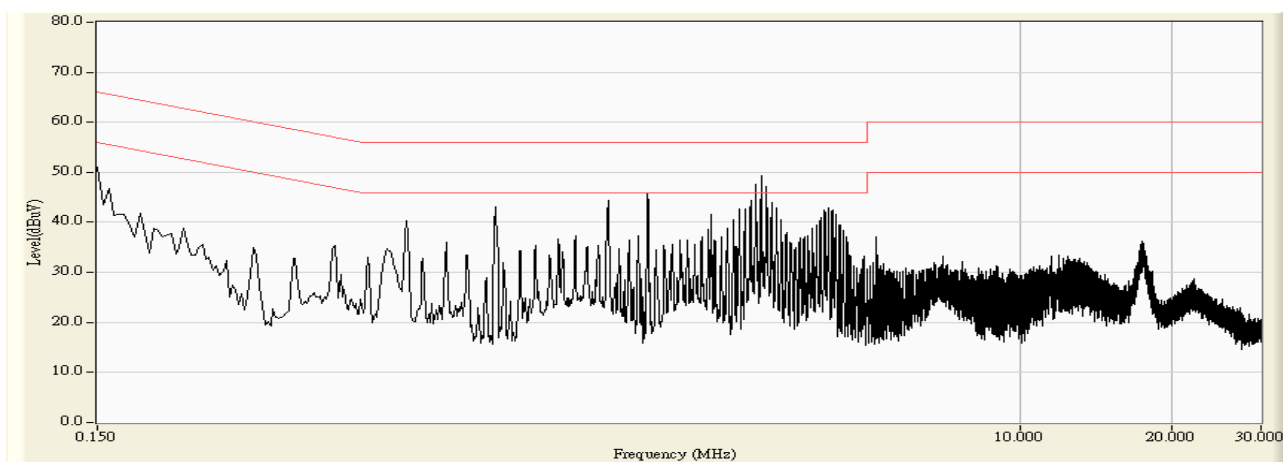
Conducted emissions were investigated over the frequency range from 0.15MHz to 30MHz using a receiver bandwidth of 9kHz.

### 3.5. Uncertainty

The measurement uncertainty is defined as  $\pm 2.02$  dB

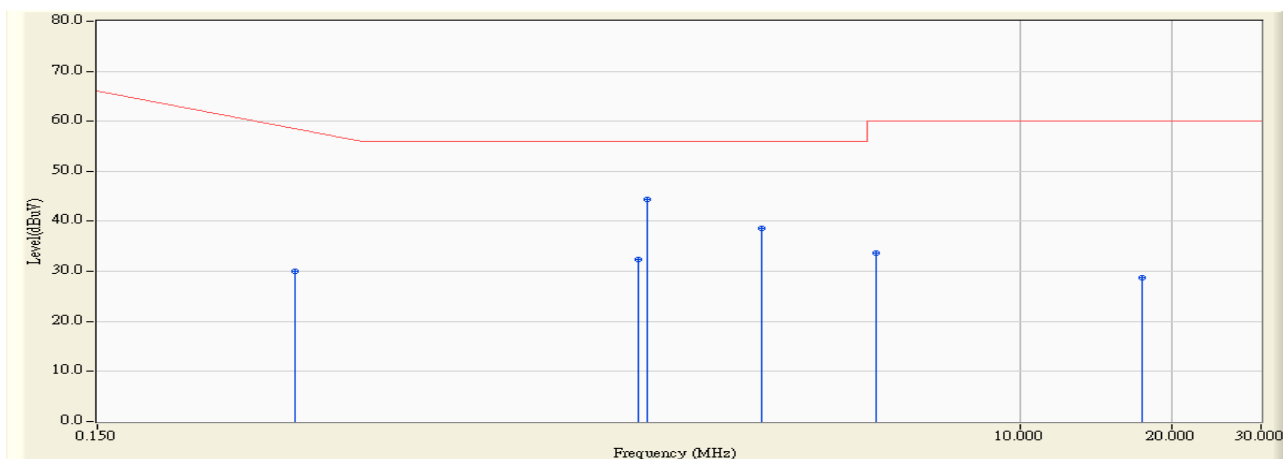
### 3.6. Test Result

Engineer : Jame	
Site : SR-1 (Conducted Emission and Power Disturbance Test)	Time : 2008/12/05 - 16:43
Limit : FCC_Part15.207_00M_QP	Margin : 10
EUT : Wireless-B/G/N 26dBm Network Mini PCI Adapter	Probe : ENV216_100014(0.009-30MHz) - Line1
Power : AC 120V/60Hz	Note : Mode 1: Transmit by 802.11b





Engineer : Jame	
Site : SR-1 (Conducted Emission and Power Disturbance Test)	Time : 2008/12/05 - 16:51
Limit : FCC_Part15.207_00M_QP	Margin : 0
EUT : Wireless-B/G/N 26dBm Network Mini PCI Adapter	Probe : ENV216_100014(0.009-30MHz) - Line1
Power : AC 120V/60Hz	Note : Mode 1: Transmit by 802.11b

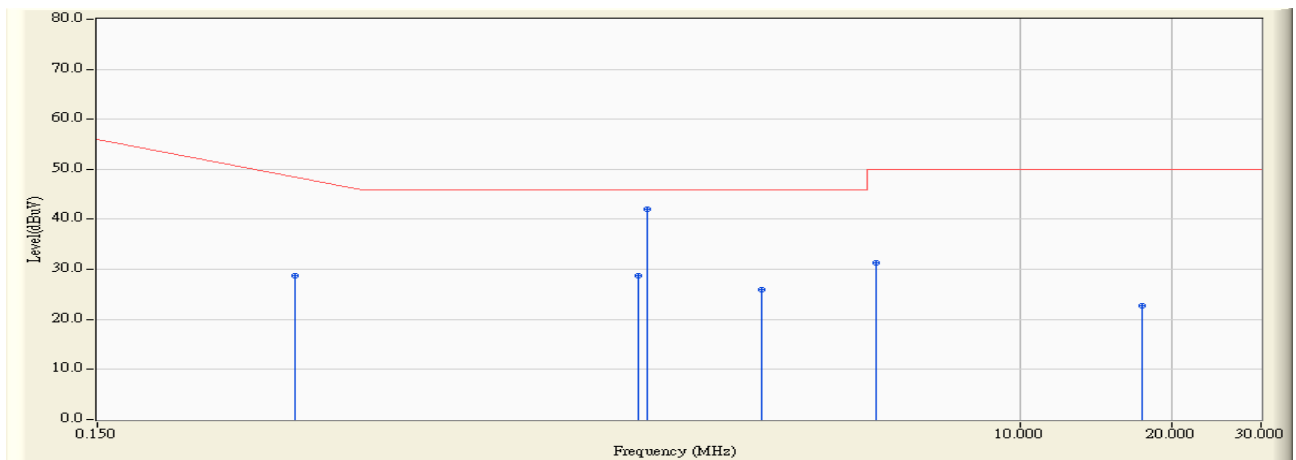


		Frequency (MHz)	Correct Factor (dB)	Reading Level (dBuV)	Measure Level (dBuV)	Margin (dB)	Limit (dBuV)	Detector Type
1		0.370	9.551	20.500	30.051	-29.663	59.714	QUASIPeAK
2		1.762	9.695	22.600	32.295	-23.705	56.000	QUASIPeAK
3	*	1.838	9.690	34.800	44.490	-11.510	56.000	QUASIPeAK
4		3.082	9.760	28.800	38.560	-17.440	56.000	QUASIPeAK
5		5.214	9.880	23.700	33.580	-26.420	60.000	QUASIPeAK
6		17.486	10.070	18.700	28.770	-31.230	60.000	QUASIPeAK

## Note:

1. All Reading Levels are Quasi-Peak and average value.
2. " \* ", means this data is the worst emission level.
3. Measurement Level = Reading Level + Correct Factor

Engineer : Jame	
Site : SR-1 (Conducted Emission and Power Disturbance Test)	Time : 2008/12/05 - 16:51
Limit : FCC_Part15.207_00M_AV	Margin : 0
EUT : Wireless-B/G/N 26dBm Network Mini PCI Adapter	Probe : ENV216_100014(0.009-30MHz) - Line1
Power : AC 120V/60Hz	Note : Mode 1: Transmit by 802.11b

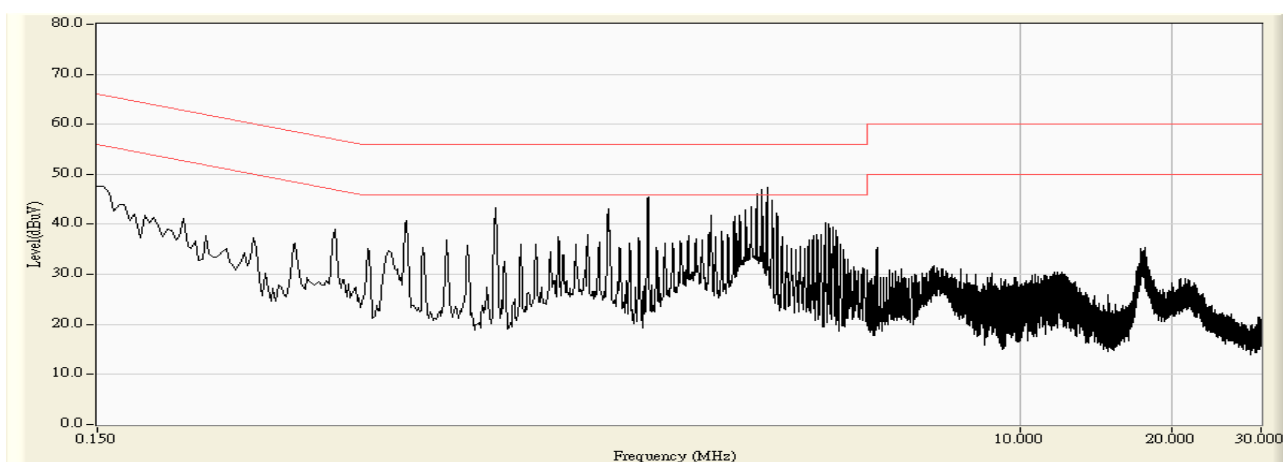


		Frequency (MHz)	Correct Factor (dB)	Reading Level (dBuV)	Measure Level (dBuV)	Margin (dB)	Limit (dBuV)	Detector Type
1		0.370	9.551	19.100	28.651	-21.063	49.714	AVERAGE
2		1.762	9.695	19.000	28.695	-17.305	46.000	AVERAGE
3	*	1.838	9.690	32.400	42.090	-3.910	46.000	AVERAGE
4		3.082	9.760	16.100	25.860	-20.140	46.000	AVERAGE
5		5.214	9.880	21.500	31.380	-18.620	50.000	AVERAGE
6		17.486	10.070	12.700	22.770	-27.230	50.000	AVERAGE

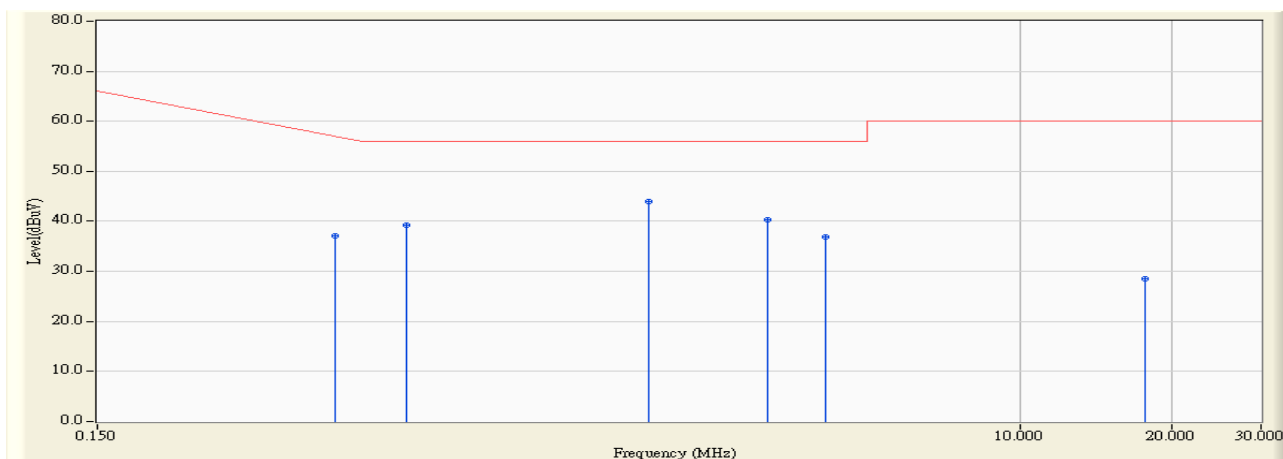
## Note:

1. All Reading Levels are Quasi-Peak and average value.
2. " \* ", means this data is the worst emission level.
3. Measurement Level = Reading Level + Correct Factor

Engineer : Jame	
Site : SR-1 (Conducted Emission and Power Disturbance Test)	Time : 2008/12/05 - 16:59
Limit : FCC_Part15.207_00M_QP	Margin : 10
EUT : Wireless-B/G/N 26dBm Network Mini PCI Adapter	Probe : ENV216_100014(0.009-30MHz) - Line2
Power : AC 120V/60Hz	Note : Mode 1: Transmit by 802.11b



Engineer : Jame	
Site : SR-1 (Conducted Emission and Power Disturbance Test)	Time : 2008/12/05 - 17:03
Limit : FCC_Part15.207_00M_QP	Margin : 0
EUT : Wireless-B/G/N 26dBm Network Mini PCI Adapter	Probe : ENV216_100014(0.009-30MHz) - Line2
Power : AC 120V/60Hz	Note : Mode 1: Transmit by 802.11b

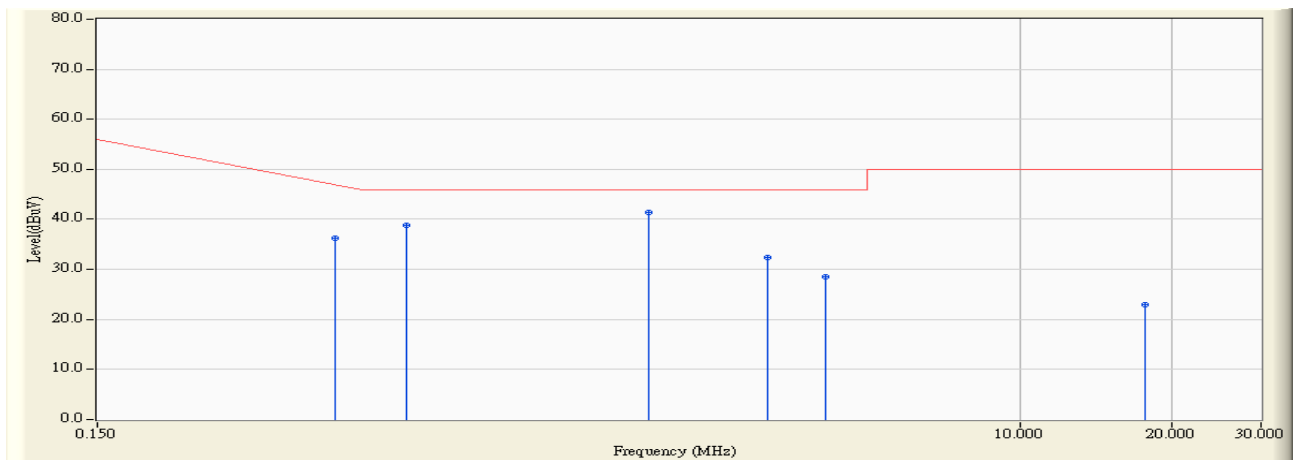


		Frequency (MHz)	Correct Factor (dB)	Reading Level (dBuV)	Measure Level (dBuV)	Margin (dB)	Limit (dBuV)	Detector Type
1		0.442	9.614	27.500	37.114	-20.543	57.657	QUASIPeAK
2		0.614	9.713	29.600	39.313	-16.687	56.000	QUASIPeAK
3	*	1.842	9.680	34.200	43.880	-12.120	56.000	QUASIPeAK
4		3.166	9.690	30.700	40.390	-15.610	56.000	QUASIPeAK
5		4.126	9.710	27.200	36.910	-19.090	56.000	QUASIPeAK
6		17.678	10.150	18.300	28.450	-31.550	60.000	QUASIPeAK

## Note:

1. All Reading Levels are Quasi-Peak and average value.
2. " \* ", means this data is the worst emission level.
3. Measurement Level = Reading Level + Correct Factor

Engineer : Jame	
Site : SR-1 (Conducted Emission and Power Disturbance Test)	Time : 2008/12/05 - 17:03
Limit : FCC_Part15.207_00M_AV	Margin : 0
EUT : Wireless-B/G/N 26dBm Network Mini PCI Adapter	Probe : ENV216_100014(0.009-30MHz) - Line2
Power : AC 120V/60Hz	Note : Mode 1: Transmit by 802.11b



		Frequency (MHz)	Correct Factor (dB)	Reading Level (dBuV)	Measure Level (dBuV)	Margin (dB)	Limit (dBuV)	Detector Type
1		0.442	9.614	26.700	36.314	-11.343	47.657	AVERAGE
2		0.614	9.713	29.200	38.913	-7.087	46.000	AVERAGE
3	*	1.842	9.680	31.800	41.480	-4.520	46.000	AVERAGE
4		3.166	9.690	22.800	32.490	-13.510	46.000	AVERAGE
5		4.126	9.710	18.900	28.610	-17.390	46.000	AVERAGE
6		17.678	10.150	12.900	23.050	-26.950	50.000	AVERAGE

## Note:

1. All Reading Levels are Quasi-Peak and average value.
2. " \* ", means this data is the worst emission level.
3. Measurement Level = Reading Level + Correct Factor

### 3.7. Test Photograph

Description: Front View of Conducted Emission Test Setup



Description: Back View of Conducted Emission Test Setup



## 4. Radiated Emission

### 4.1. Test Equipment

☒ Radiated Emission / AC-2

Instrument	Manufacturer	Type No.	Serial No.	Cal. Date
Spectrum Analyzer	Agilent	E4408B	MY45102679	2008/11/12
EMI Test Receiver	R&S	ESCI	100573	2008/05/10
Preamplifier	Quietek	AP-025C	QT-AP003	2008/11/25
Preamplifier	Quietek	AP-180C	CHM-0602012	2008/11/25
Bilog Type Antenna	Schaffner	CBL6112B	2932	2008/11/22
Broad-Band Horn Antenna	Schwarzbeck	BBHA9120D	496	2008/11/25
High-Pass Filter	Wainwright	WHKX2.8/18G-12SS	SN1	2008/03/03
Band Reject Filter	Wainwright	WRCG2400/2485-2375 /2510-60/11SS	SN9	2008/03/03
High-Pass Filter	Wainwright	WHKX7.0/18G-8SS	SN16	2008/03/03
Low-Pass Filter	Wainwright	WLKS4500-9SS	SN2	2008/03/03
50ohm Coaxial Switch	Anritsu	MP59B	6200447304	2008/11/25
Coaxial Cable	Huber+Suhner	AC2-C	04	2008/11/25
Temperature/Humidity Meter	zhicheng	ZC1-2	QT-TH002	2008/03/31

☐ Radiated Emission / AC-3

Instrument	Manufacturer	Type No.	Serial No.	Cal. Date
Spectrum Analyzer	Agilent	N9010A	MY48030494	2008/04/24
EMI Test Receiver	R&S	ESCI	100176	2008/11/15
Preamplifier	Quietek	AP-025C	QT-AP004	2008/11/25
Preamplifier	Quietek	AP-180C	CHM-0602012	2008/11/25
Bilog Type Antenna	Schaffner	CBL6112D	22254	2008/11/22
Broad-Band Horn Antenna	Schwarzbeck	BBHA9120D	496	2008/11/25
High-Pass Filter	Wainwright	WHKX2.8/18G-12SS	SN1	2008/03/03
Band Reject Filter	Wainwright	WRCG2400/2485-2375 /2510-60/11SS	SN9	2008/03/03
High-Pass Filter	Wainwright	WHKX7.0/18G-8SS	SN16	2008/03/03
Low-Pass Filter	Wainwright	WLKS4500-9SS	SN2	2008/03/03
50ohm Coaxial Switch	Anritsu	MP59B	6200464463	2008/11/25
Coaxial Cable	Huber+Suhner	AC2-C	05	2008/11/25

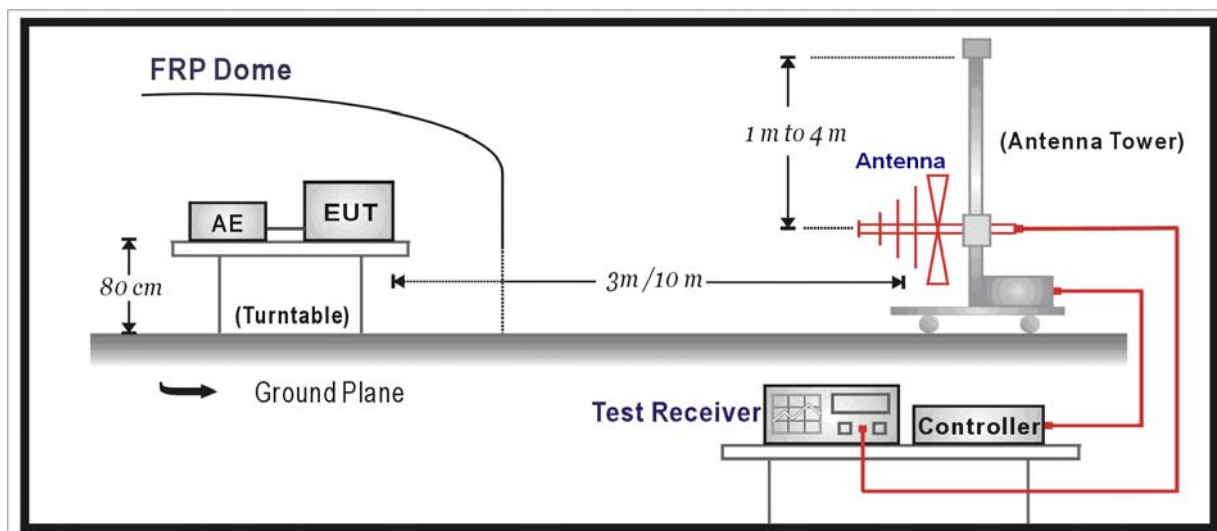
Temperature/Humidity Meter	zhicheng	ZC1-2	QT-TH003	2008/03/31
----------------------------	----------	-------	----------	------------

Note 1: All equipments are calibrated with traceable calibrations. Each calibration is traceable to the national or international standards.

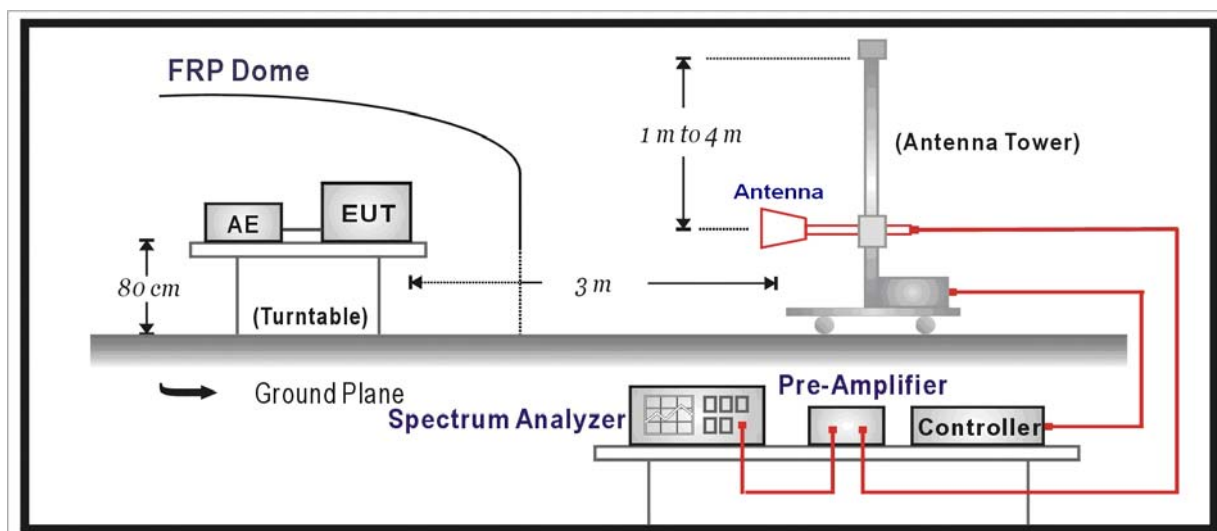
Note 2: The test instruments marked with "X" are used to measure the final test results.

## 4.2. Test Setup

Under 1GHz Test Setup:



Above 1GHz Test Setup:





#### 4.3. Limit

FCC Part 15 Subpart C Paragraph 15.209		
Frequency (MHz)	Distance (m)	Level (dBuV/m)
30 - 88	3	40
88 - 216	3	43.5
216 - 960	3	46
Above 960	3	54

Note 1: The lower limit shall apply at the transition frequency.

Note 2: Distance refers to the distance in meters between the measuring instrument antenna and the closed point of any part of the device or system.

Note 3: E field strength (dBuV/m) = 20 log E field strength (uV/m)

#### 4.4. Test Procedure

The EUT was setup according to ANSI C63.4, 2003 and tested according to DTS test procedure of Oct 2002 KDB558074 for compliance to FCC 47CFR 15.247 requirements.

The EUT is placed on a turn table which is 0.8 meter above ground. The turn table is rotated 360 degrees to determine the position of the maximum emission level. The EUT was positioned such that the distance from antenna to the EUT was 3 meters.

The antenna is scanned from 1 meter to 4 meters to find out the maximum emission level. This is repeated for both horizontal and vertical polarization of the antenna. In order to find the maximum emission, all of the interface cables were manipulated according to ANSI C63.4:2003 on radiated measurement.

The resolution bandwidth below 1GHz setting on the field strength meter is 120 kHz and above 1GHz is 1MHz.

The frequency range from 30MHz to 10th harmonic is checked.

Note: When measurement above 1GHz, the horn antenna will bend down a little (as horn antenna have the narrow beamwidth) in order to find the maximum emission of EUT.

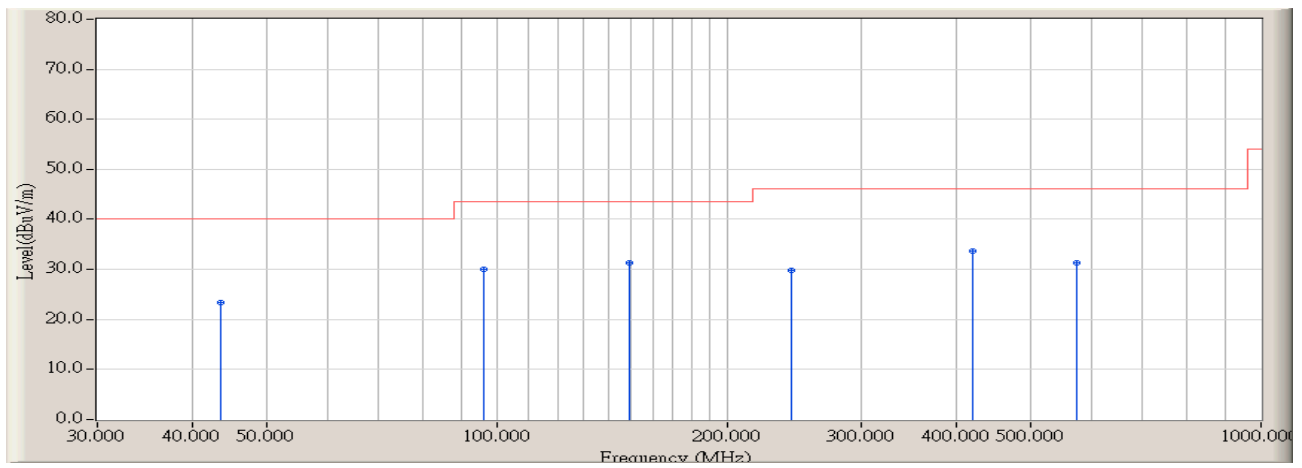
#### 4.5. Uncertainty

The measurement uncertainty above 1G is defined as  $\pm 3.9$  dB

below 1G is defined as  $\pm 3.8$  dB

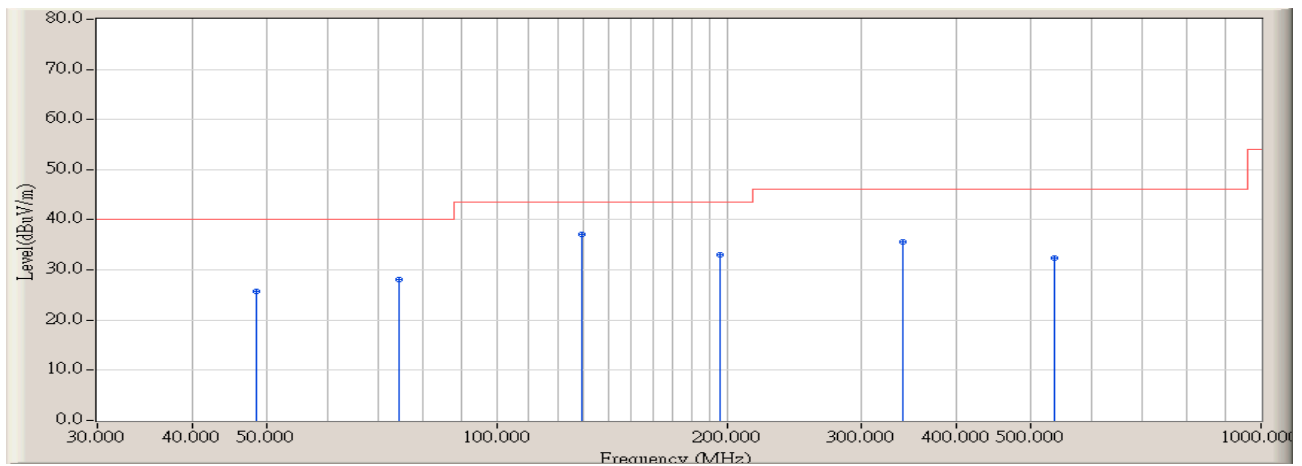
#### 4.6. Test Result

Engineer : Jame	
Site : AC-2 (3m Semi-Anechoic Chamber)	Time : 2008/12/18 - 10:52
Limit : FCC_SpartC_15.209_03M_QP	Margin : 0
EUT : Wireless-B/G/N 26dBm Network Mini PCI Adapter	Probe : CBL6112B_2932(30-2000MHz) - HORIZONTAL
Power : AC 120V/60Hz	Note : Mode 1: Transmit by 802.11b (Chain 1X 010) at channel 2412MHz



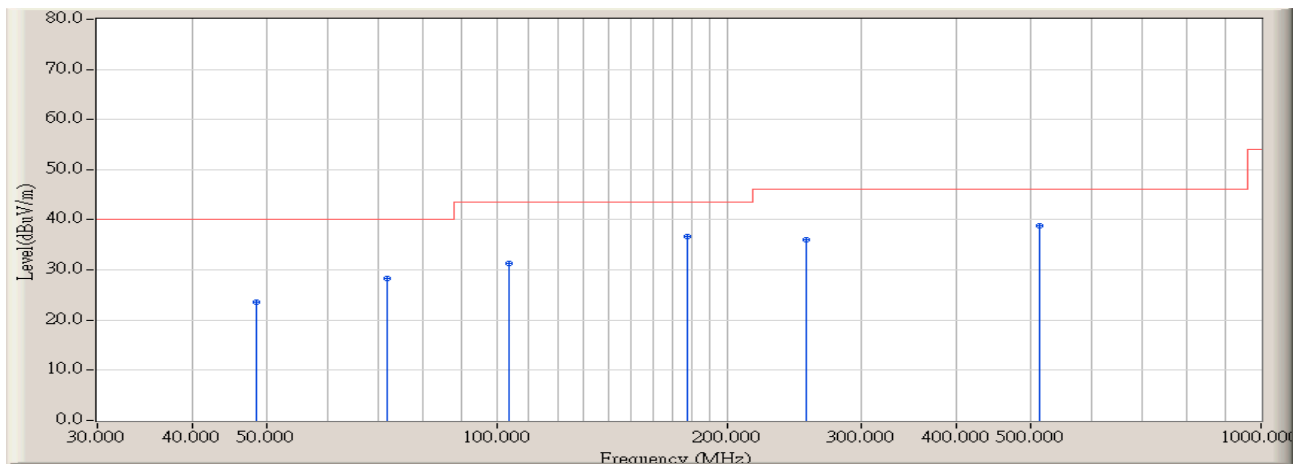
		Frequency (MHz)	Correct Factor (dB)	Reading Level (dBuV)	Measure Level (dBuV/m)	Margin (dB)	Limit (dBuV/m)	Detector Type	Ant Pos (cm)	Table Pos (deg)
1		43.580	-5.189	28.574	23.385	-16.615	40.000	QUASIPeAK	125.000	116.400
2		95.960	-12.020	42.035	30.015	-13.505	43.520	QUASIPeAK	145.300	96.500
3	*	149.310	-9.428	40.794	31.366	-12.154	43.520	QUASIPeAK	241.000	73.200
4		243.400	-9.184	38.901	29.717	-16.303	46.020	QUASIPeAK	215.200	12.500
5		419.940	-4.628	38.224	33.596	-12.424	46.020	QUASIPeAK	144.200	88.100
6		573.200	-1.335	32.655	31.320	-14.700	46.020	QUASIPeAK	116.200	65.600

Engineer : Jame	
Site : AC-2 (3m Semi-Anechoic Chamber)	Time : 2008/12/18 - 10:52
Limit : FCC_SpartC_15.209_03M_QP	Margin : 0
EUT : Wireless-B/G/N 26dBm Network Mini PCI Adapter	Probe : CBL6112B_2932(30-2000MHz) - VERTICAL
Power : AC 120V/60Hz	Note : Mode 1: Transmit by 802.11b (Chain 1X 010) at channel 2412MHz



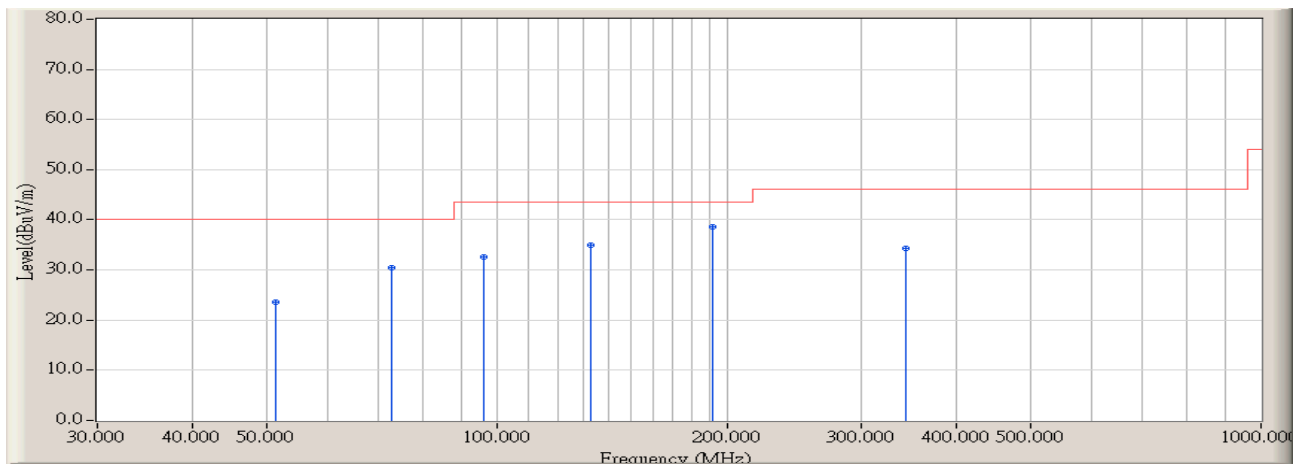
		Frequency (MHz)	Correct Factor (dB)	Reading Level (dBuV)	Measure Level (dBuV/m)	Margin (dB)	Limit (dBuV/m)	Detector Type	Ant Pos (cm)	Table Pos (deg)
1		48.430	-7.614	33.290	25.676	-14.324	40.000	QUASIPeAK	100.000	74.600
2		74.620	-14.305	42.307	28.002	-11.998	40.000	QUASIPeAK	102.600	45.300
3	*	128.940	-9.467	46.677	37.210	-6.310	43.520	QUASIPeAK	100.000	92.500
4		195.870	-11.082	44.169	33.087	-10.433	43.520	QUASIPeAK	100.000	322.800
5		339.430	-6.407	42.071	35.664	-10.356	46.020	QUASIPeAK	100.000	42.500
6		536.340	-3.069	35.399	32.330	-13.690	46.020	QUASIPeAK	100.000	115.800

Engineer : Jame	
Site : AC-2 (3m Semi-Anechoic Chamber)	Time : 2008/12/18 - 10:52
Limit : FCC_SpartC_15.209_03M_QP	Margin : 0
EUT : Wireless-B/G/N 26dBm Network Mini PCI Adapter	Probe : CBL6112B_2932(30-2000MHz) - HORIZONTAL
Power : AC 120V/60Hz	Note : Mode 1: Transmit by 802.11b (Chain 1X 010) at channel 2437MHz



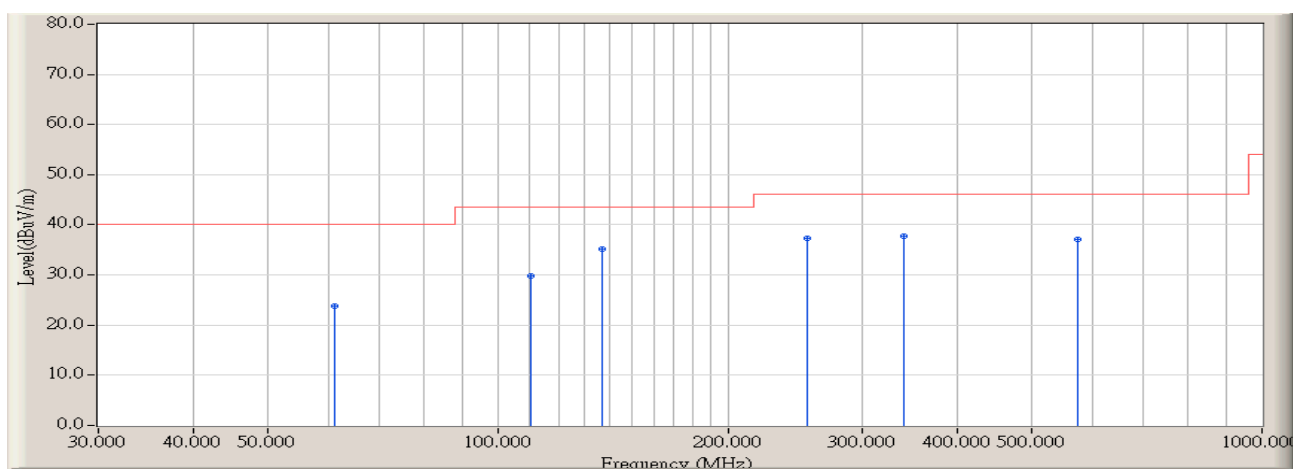
		Frequency (MHz)	Correct Factor (dB)	Reading Level (dBuV)	Measure Level (dBuV/m)	Margin (dB)	Limit (dBuV/m)	Detector Type	Ant Pos (cm)	Table Pos (deg)
1		48.430	-7.614	31.131	23.517	-16.483	40.000	QUASIPeAK	125.200	74.600
2		71.710	-14.448	42.738	28.290	-11.710	40.000	QUASIPeAK	216.400	85.900
3		103.720	-11.094	42.365	31.271	-12.249	43.520	QUASIPeAK	312.500	96.000
4	*	177.440	-11.234	47.872	36.638	-6.882	43.520	QUASIPeAK	204.000	117.500
5		254.070	-8.653	44.680	36.027	-9.993	46.020	QUASIPeAK	133.000	77.500
6		513.060	-3.214	41.989	38.775	-7.245	46.020	QUASIPeAK	146.000	228.000

Engineer : Jame	
Site : AC-2 (3m Semi-Anechoic Chamber)	Time : 2008/12/18 - 10:52
Limit : FCC_SpartC_15.209_03M_QP	Margin : 0
EUT : Wireless-B/G/N 26dBm Network Mini PCI Adapter	Probe : CBL6112B_2932(30-2000MHz) - VERTICAL
Power : AC 120V/60Hz	Note : Mode 1: Transmit by 802.11b (Chain 1X 010) at channel 2437MHz



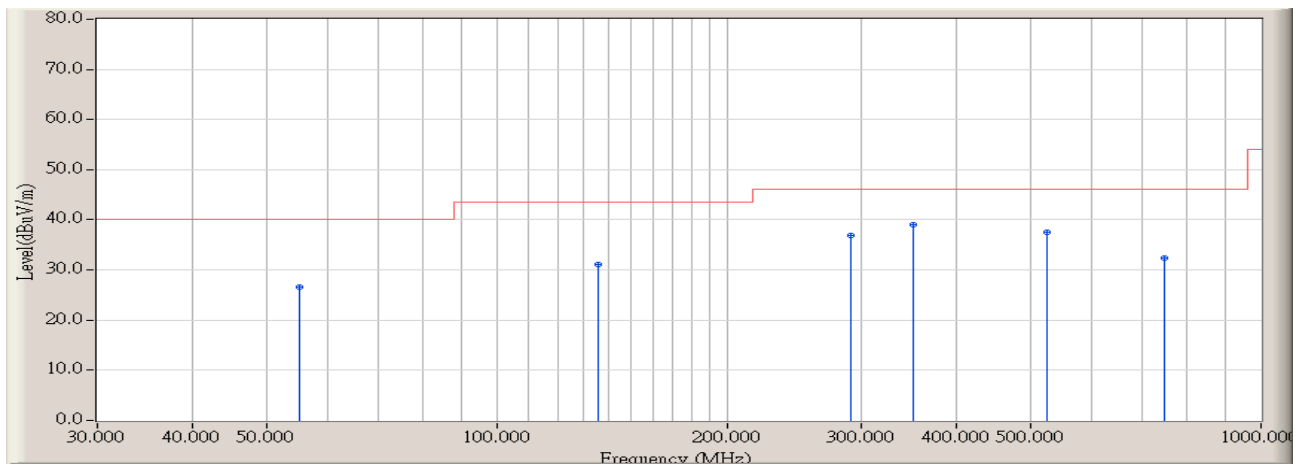
		Frequency (MHz)	Correct Factor (dB)	Reading Level (dBuV)	Measure Level (dBuV/m)	Margin (dB)	Limit (dBuV/m)	Detector Type	Ant Pos (cm)	Table Pos (deg)
1		51.340	-8.886	32.487	23.601	-16.399	40.000	QUASIPeAK	100.000	65.900
2		72.680	-14.413	44.891	30.478	-9.522	40.000	QUASIPeAK	112.500	46.900
3		95.960	-12.020	44.579	32.559	-10.961	43.520	QUASIPeAK	104.600	117.000
4		132.820	-9.428	44.473	35.045	-8.475	43.520	QUASIPeAK	100.000	99.300
5	*	191.990	-11.279	49.869	38.590	-4.930	43.520	QUASIPeAK	100.000	114.700
6		343.310	-6.258	40.543	34.285	-11.735	46.020	QUASIPeAK	100.000	89.400

Engineer : Jame	
Site : AC-2 (3m Semi-Anechoic Chamber)	Time : 2008/12/18 - 10:52
Limit : FCC_SpartC_15.209_03M_QP	Margin : 0
EUT : Wireless-B/G/N 26dBm Network Mini PCI Adapter	Probe : CBL6112B_2932(30-2000MHz) - HORIZONTAL
Power : AC 120V/60Hz	Note : Mode 1: Transmit by 802.11b (Chain 1X 010) at channel 2462MHz



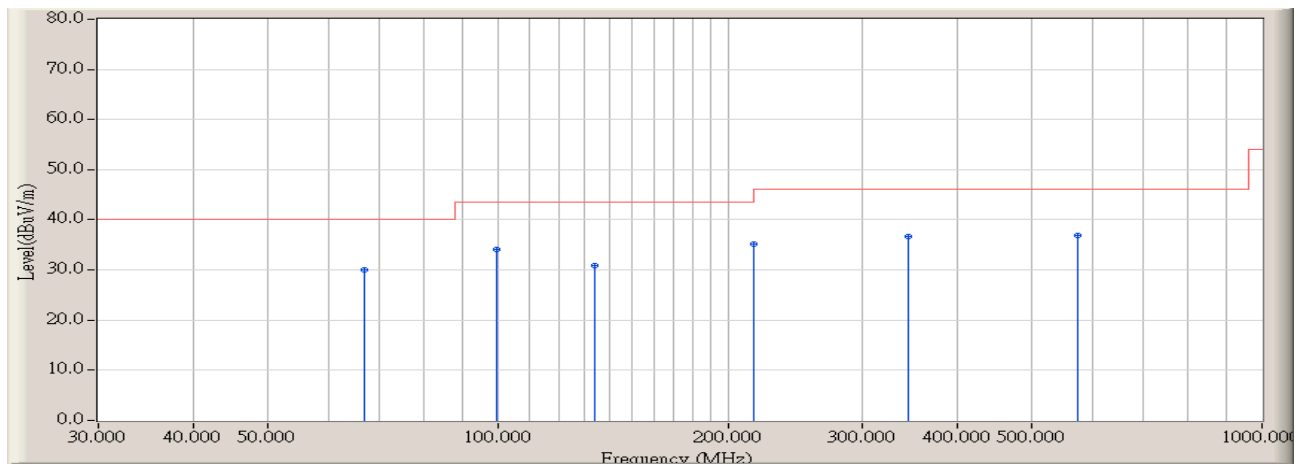
		Frequency (MHz)	Correct Factor (dB)	Reading Level (dBuV)	Measure Level (dBuV/m)	Margin (dB)	Limit (dBuV/m)	Detector Type	Ant Pos (cm)	Table Pos (deg)
1		61.040	-13.122	36.973	23.851	-16.149	40.000	QUASIPeAK	214.600	78.400
2		110.510	-10.578	40.488	29.910	-13.610	43.520	QUASIPeAK	322.600	46.200
3		136.700	-9.394	44.527	35.133	-8.387	43.520	QUASIPeAK	122.600	136.900
4		254.070	-8.653	45.886	37.233	-8.787	46.020	QUASIPeAK	109.500	83.000
5	*	339.430	-6.407	44.061	37.654	-8.366	46.020	QUASIPeAK	100.000	74.900
6		573.200	-1.335	38.344	37.009	-9.011	46.020	QUASIPeAK	106.200	115.700

Engineer : Jame	
Site : AC-2 (3m Semi-Anechoic Chamber)	Time : 2008/12/18 - 10:53
Limit : FCC_SpartC_15.209_03M_QP	Margin : 0
EUT : Wireless-B/G/N 26dBm Network Mini PCI Adapter	Probe : CBL6112B_2932(30-2000MHz) - VERTICAL
Power : AC 120V/60Hz	Note : Mode 1: Transmit by 802.11b (Chain 1X 010) at channel 2462MHz



		Frequency (MHz)	Correct Factor (dB)	Reading Level (dBuV)	Measure Level (dBuV/m)	Margin (dB)	Limit (dBuV/m)	Detector Type	Ant Pos (cm)	Table Pos (deg)
1		55.220	-10.770	37.369	26.599	-13.401	40.000	QUASIPeAK	100.000	36.400
2		135.730	-9.420	40.452	31.032	-12.488	43.520	QUASIPeAK	104.500	93.300
3		290.930	-8.465	45.451	36.986	-9.034	46.020	QUASIPeAK	115.200	265.300
4	*	350.100	-6.155	45.177	39.022	-6.998	46.020	QUASIPeAK	100.000	84.700
5		523.730	-3.180	40.778	37.598	-8.422	46.020	QUASIPeAK	100.000	172.600
6		746.830	1.337	31.014	32.351	-13.669	46.020	QUASIPeAK	100.000	49.000

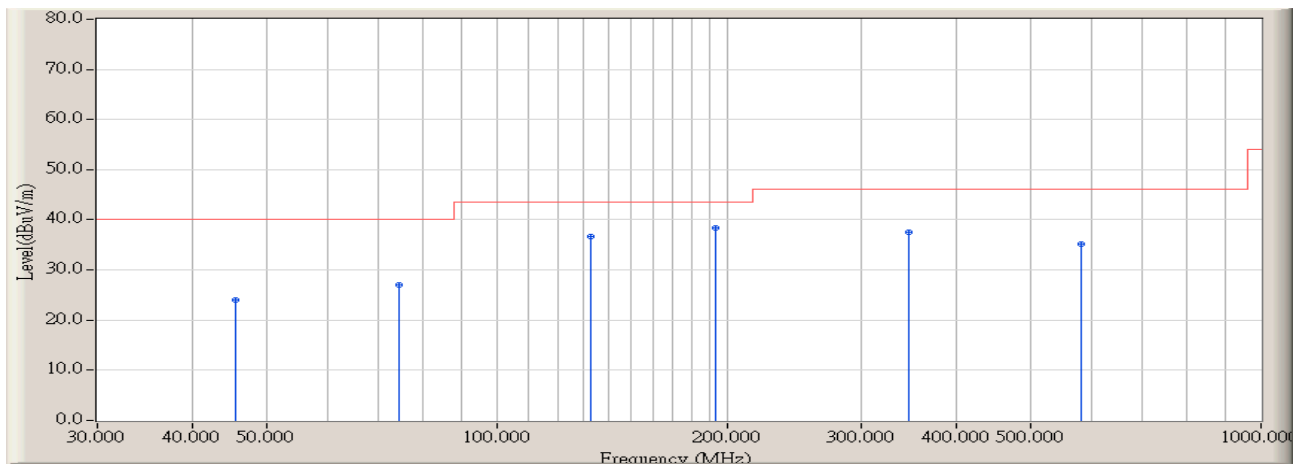
Engineer : Jame	
Site : AC-2 (3m Semi-Anechoic Chamber)	Time : 2008/12/18 - 10:53
Limit : FCC_SpartC_15.209_03M_QP	Margin : 0
EUT : Wireless-B/G/N 26dBm Network Mini PCI Adapter	Probe : CBL6112B_2932(30-2000MHz) - HORIZONTAL
Power : AC 120V/60Hz	Note : Mode 2: Transmit by 802.11g (Chain 1X 010) at channel 2412MHz



		Frequency (MHz)	Correct Factor (dB)	Reading Level (dBuV)	Measure Level (dBuV/m)	Margin (dB)	Limit (dBuV/m)	Detector Type	Ant Pos (cm)	Table Pos (deg)
1		66.860	-14.233	44.175	29.942	-10.058	40.000	QUASIPeAK	106.200	75.400
2		99.840	-11.550	45.670	34.120	-9.400	43.520	QUASIPeAK	126.000	99.500
3		133.790	-9.433	40.393	30.960	-12.560	43.520	QUASIPeAK	140.000	125.000
4		216.240	-9.469	44.647	35.178	-10.842	46.020	QUASIPeAK	100.000	84.900
5		344.280	-6.229	42.948	36.719	-9.301	46.020	QUASIPeAK	203.000	77.900
6	*	574.170	-1.297	38.217	36.920	-9.100	46.020	QUASIPeAK	114.000	82.300

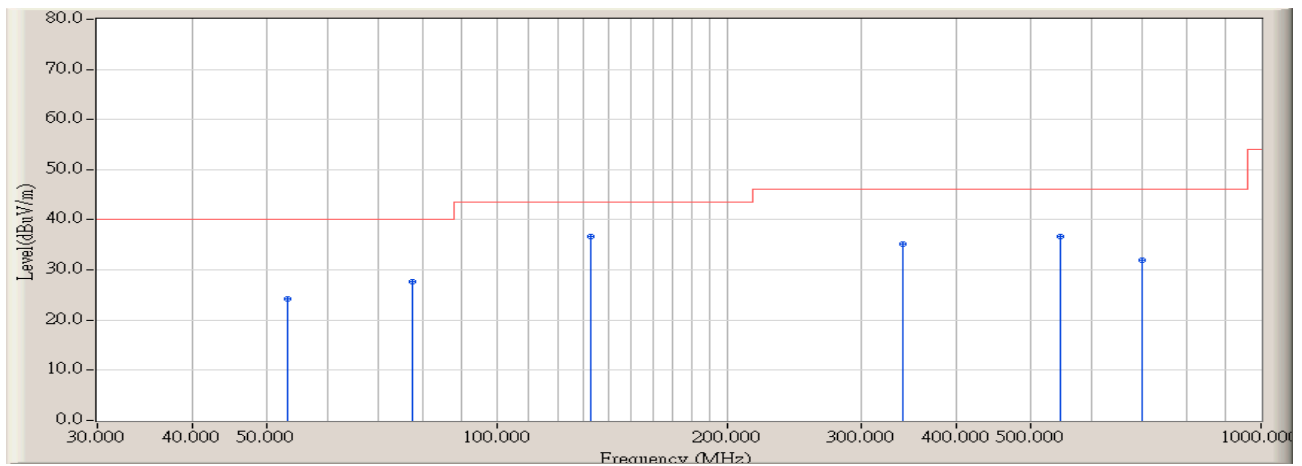


Engineer : Jame	
Site : AC-2 (3m Semi-Anechoic Chamber)	Time : 2008/12/18 - 10:53
Limit : FCC_SpartC_15.209_03M_QP	Margin : 0
EUT : Wireless-B/G/N 26dBm Network Mini PCI Adapter	Probe : CBL6112B_2932(30-2000MHz) - VERTICAL
Power : AC 120V/60Hz	Note : Mode 2: Transmit by 802.11g (Chain 1X 010) at channel 2412MHz



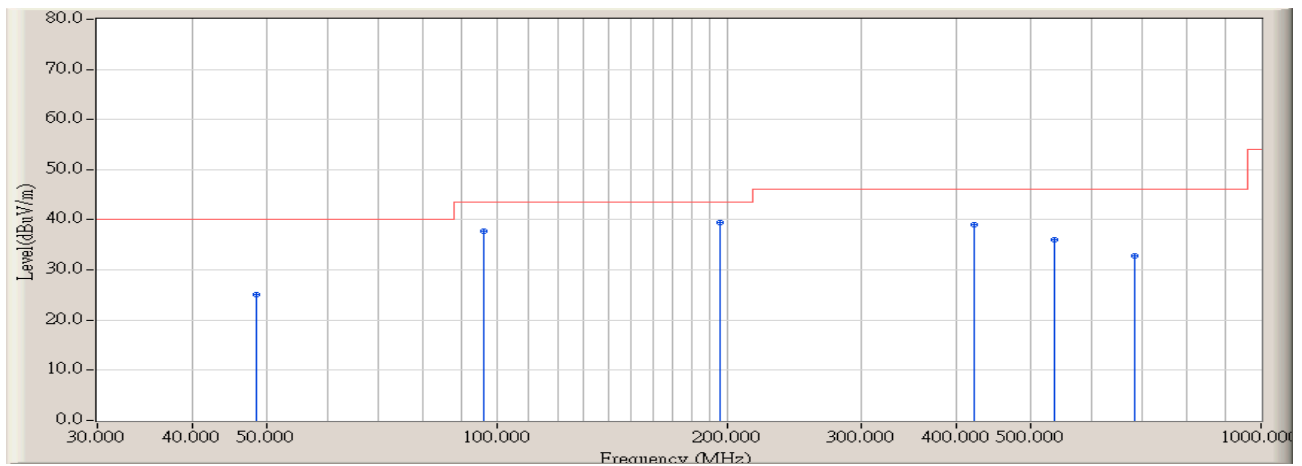
		Frequency (MHz)	Correct Factor (dB)	Reading Level (dBuV)	Measure Level (dBuV/m)	Margin (dB)	Limit (dBuV/m)	Detector Type	Ant Pos (cm)	Table Pos (deg)
1		45.520	-6.088	30.084	23.996	-16.004	40.000	QUASIPeAK	100.000	36.400
2		74.620	-14.305	41.412	27.107	-12.893	40.000	QUASIPeAK	100.000	78.500
3		132.820	-9.428	46.128	36.700	-6.820	43.520	QUASIPeAK	106.300	105.000
4	*	192.960	-11.235	49.630	38.395	-5.125	43.520	QUASIPeAK	100.000	49.300
5		346.220	-6.194	43.741	37.547	-8.473	46.020	QUASIPeAK	100.000	116.900
6		580.960	-1.623	36.855	35.232	-10.788	46.020	QUASIPeAK	100.000	244.500

Engineer : Jame	
Site : AC-2 (3m Semi-Anechoic Chamber)	Time : 2008/12/18 - 10:54
Limit : FCC_SpartC_15.209_03M_QP	Margin : 0
EUT : Wireless-B/G/N 26dBm Network Mini PCI Adapter	Probe : CBL6112B_2932(30-2000MHz) - HORIZONTAL
Power : AC 120V/60Hz	Note : Mode 2: Transmit by 802.11g (Chain 1X 010) at channel 2437MHz



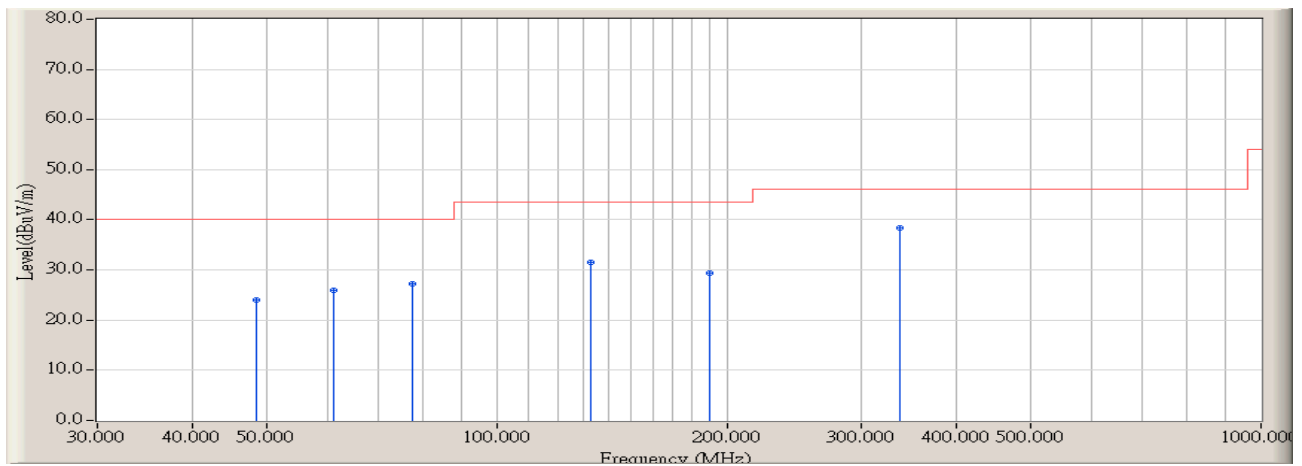
		Frequency (MHz)	Correct Factor (dB)	Reading Level (dBuV)	Measure Level (dBuV/m)	Margin (dB)	Limit (dBuV/m)	Detector Type	Ant Pos (cm)	Table Pos (deg)
1		53.280	-9.808	34.015	24.207	-15.793	40.000	QUASIPeAK	201.000	74.600
2		77.530	-14.057	41.730	27.673	-12.327	40.000	QUASIPeAK	312.600	95.400
3	*	132.820	-9.428	46.128	36.700	-6.820	43.520	QUASIPeAK	135.700	65.800
4		339.430	-6.407	41.538	35.131	-10.889	46.020	QUASIPeAK	100.000	93.800
5		546.040	-2.369	39.073	36.704	-9.316	46.020	QUASIPeAK	185.000	49.000
6		697.360	0.428	31.616	32.044	-13.976	46.020	QUASIPeAK	109.500	215.700

Engineer : Jame	
Site : AC-2 (3m Semi-Anechoic Chamber)	Time : 2008/12/18 - 10:54
Limit : FCC_SpartC_15.209_03M_QP	Margin : 0
EUT : Wireless-B/G/N 26dBm Network Mini PCI Adapter	Probe : CBL6112B_2932(30-2000MHz) - VERTICAL
Power : AC 120V/60Hz	Note : Mode 2: Transmit by 802.11g (Chain 1X 010) at channel 2437MHz



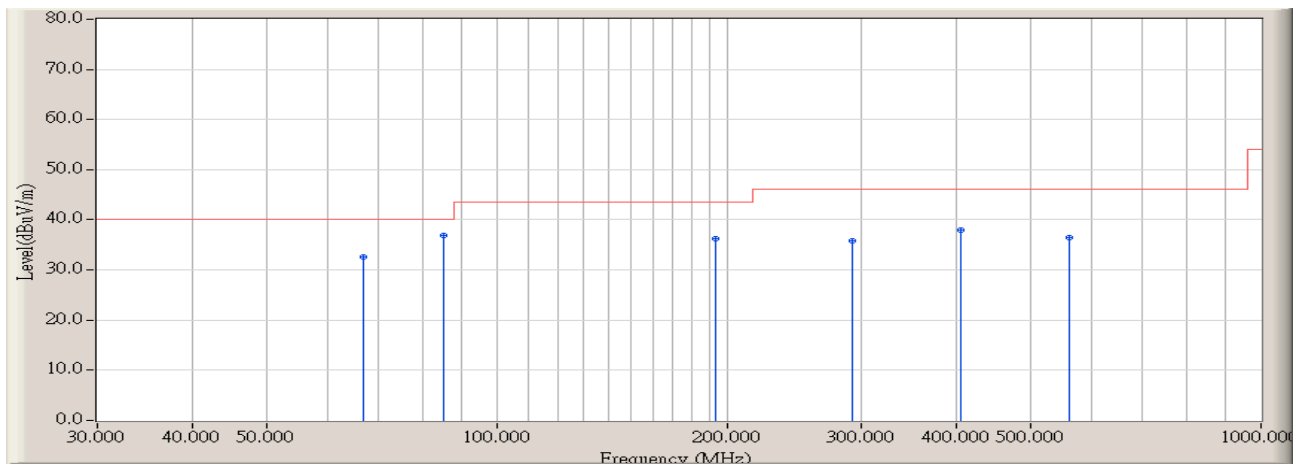
		Frequency (MHz)	Correct Factor (dB)	Reading Level (dBuV)	Measure Level (dBuV/m)	Margin (dB)	Limit (dBuV/m)	Detector Type	Ant Pos (cm)	Table Pos (deg)
1		48.430	-7.614	32.628	25.014	-14.986	40.000	QUASIPeAK	100.000	62.900
2		95.960	-12.020	49.820	37.800	-5.720	43.520	QUASIPeAK	112.600	84.900
3	*	195.870	-11.082	50.583	39.501	-4.019	43.520	QUASIPeAK	100.000	253.900
4		420.910	-4.604	43.580	38.976	-7.044	46.020	QUASIPeAK	100.000	169.400
5		536.340	-3.069	39.097	36.028	-9.992	46.020	QUASIPeAK	100.000	354.000
6		683.780	0.099	32.660	32.759	-13.261	46.020	QUASIPeAK	100.000	115.900

Engineer : Jame	
Site : AC-2 (3m Semi-Anechoic Chamber)	Time : 2008/12/18 - 10:54
Limit : FCC_SpartC_15.209_03M_QP	Margin : 0
EUT : Wireless-B/G/N 26dBm Network Mini PCI Adapter	Probe : CBL6112B_2932(30-2000MHz) - HORIZONTAL
Power : AC 120V/60Hz	Note : Mode 2: Transmit by 802.11g (Chain 1X 010) at channel 2462MHz



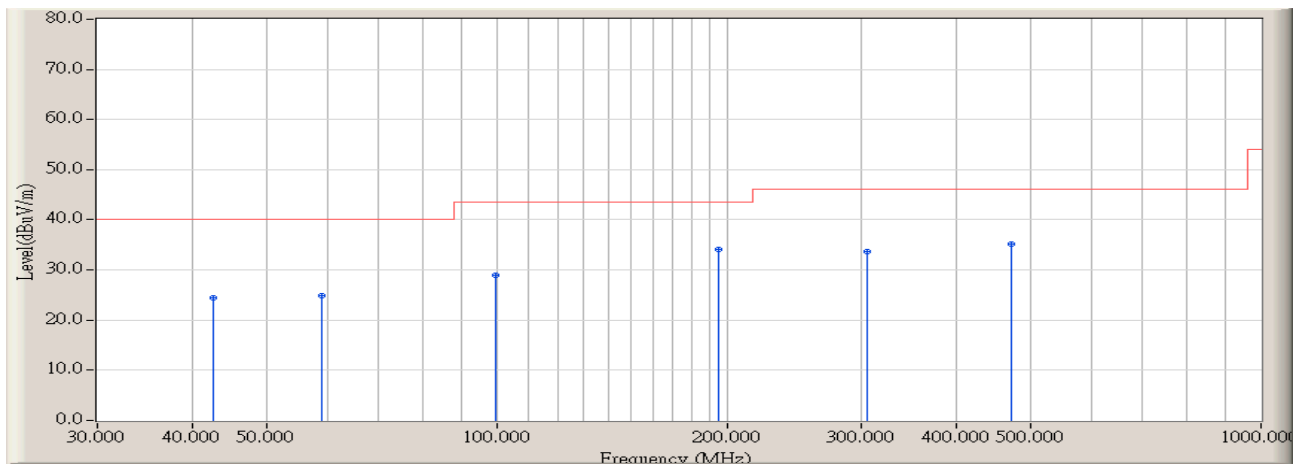
		Frequency (MHz)	Correct Factor (dB)	Reading Level (dBuV)	Measure Level (dBuV/m)	Margin (dB)	Limit (dBuV/m)	Detector Type	Ant Pos (cm)	Table Pos (deg)
1		48.430	-7.614	31.625	24.011	-15.989	40.000	QUASIPeAK	133.400	76.900
2		61.040	-13.122	39.023	25.901	-14.099	40.000	QUASIPeAK	206.000	146.000
3		77.530	-14.057	41.360	27.303	-12.697	40.000	QUASIPeAK	175.600	49.000
4		132.820	-9.428	40.885	31.457	-12.063	43.520	QUASIPeAK	203.000	116.900
5		190.050	-11.318	40.789	29.471	-14.049	43.520	QUASIPeAK	100.000	94.600
6	*	336.520	-6.510	44.859	38.349	-7.671	46.020	QUASIPeAK	114.800	71.900

Engineer : Jame	
Site : AC-2 (3m Semi-Anechoic Chamber)	Time : 2008/12/18 - 10:54
Limit : FCC_SpartC_15.209_03M_QP	Margin : 0
EUT : Wireless-B/G/N 26dBm Network Mini PCI Adapter	Probe : CBL6112B_2932(30-2000MHz) - VERTICAL
Power : AC 120V/60Hz	Note : Mode 2: Transmit by 802.11g (Chain 1X 010) at channel 2462MHz



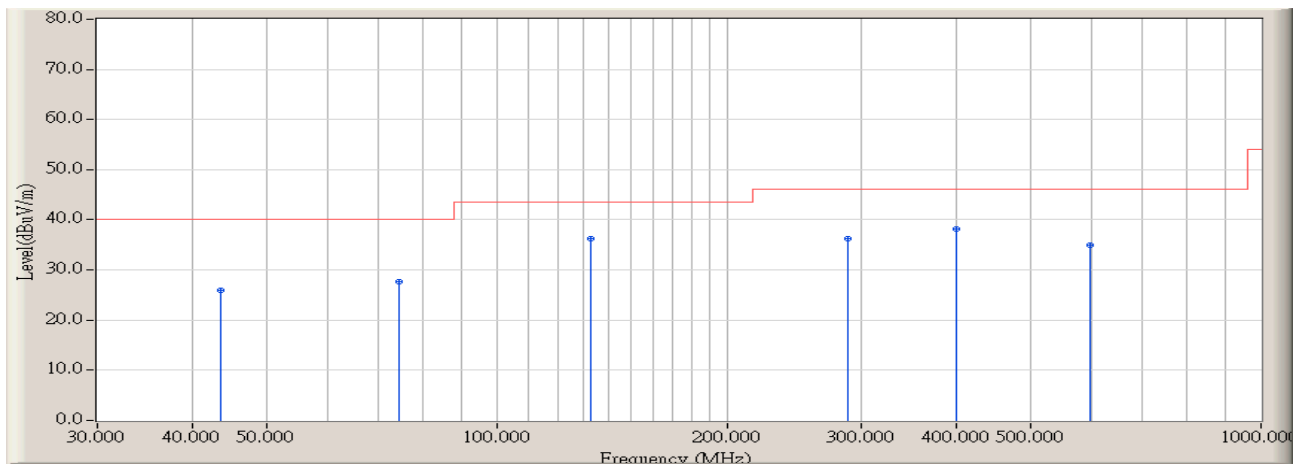
		Frequency (MHz)	Correct Factor (dB)	Reading Level (dBuV)	Measure Level (dBuV/m)	Margin (dB)	Limit (dBuV/m)	Detector Type	Ant Pos (cm)	Table Pos (deg)
1		66.860	-14.233	46.784	32.551	-7.449	40.000	QUASIPeAK	100.000	44.800
2	*	85.290	-13.157	50.043	36.886	-3.114	40.000	QUASIPeAK	100.000	46.600
3		192.960	-11.235	47.543	36.308	-7.212	43.520	QUASIPeAK	122.800	136.500
4		291.900	-8.396	44.244	35.848	-10.172	46.020	QUASIPeAK	112.900	326.000
5		405.390	-4.700	42.642	37.942	-8.078	46.020	QUASIPeAK	100.000	106.600
6		560.590	-1.320	37.837	36.517	-9.503	46.020	QUASIPeAK	105.000	92.600

Engineer : Jame	
Site : AC-2 (3m Semi-Anechoic Chamber)	Time : 2008/12/18 - 10:54
Limit : FCC_SpartC_15.209_03M_QP	Margin : 0
EUT : Wireless-B/G/N 26dBm Network Mini PCI Adapter	Probe : CBL6112B_2932(30-2000MHz) - HORIZONTAL
Power : AC 120V/60Hz	Note : Mode 3: Transmit by 802.11n(20MHz) (Chain 1X 010) at channel 2412MHz



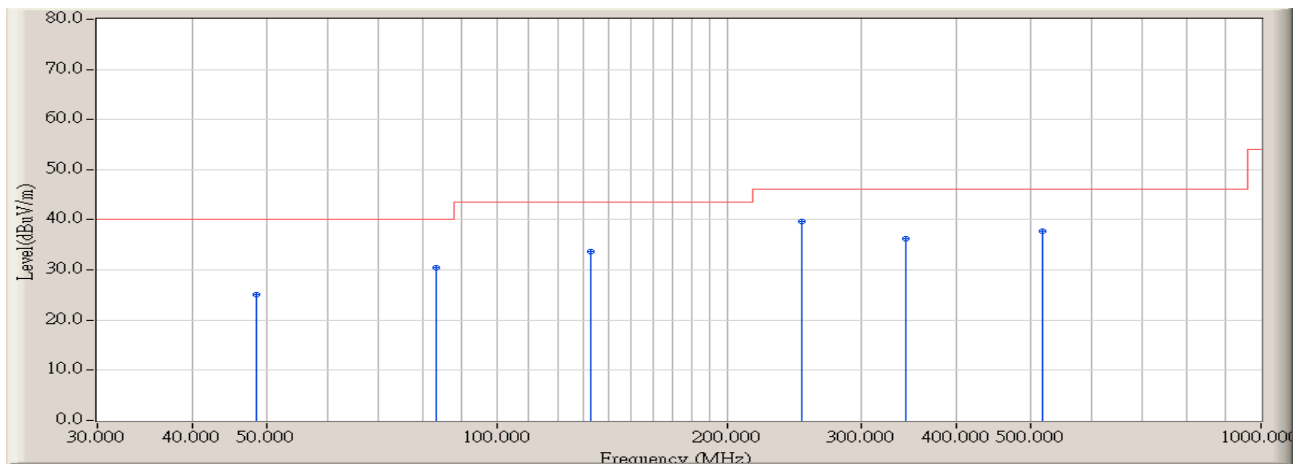
		Frequency (MHz)	Correct Factor (dB)	Reading Level (dBuV)	Measure Level (dBuV/m)	Margin (dB)	Limit (dBuV/m)	Detector Type	Ant Pos (cm)	Table Pos (deg)
1		42.610	-4.701	29.076	24.375	-15.625	40.000	QUASIPeAK	125.000	116.400
2		59.100	-12.373	37.317	24.944	-15.056	40.000	QUASIPeAK	145.300	96.500
3		99.840	-11.550	40.470	28.920	-14.600	43.520	QUASIPeAK	241.000	73.200
4	*	194.900	-11.116	45.288	34.172	-9.348	43.520	QUASIPeAK	215.200	12.500
5		305.480	-7.449	41.058	33.609	-12.411	46.020	QUASIPeAK	144.200	88.100
6		471.350	-3.909	39.052	35.143	-10.877	46.020	QUASIPeAK	116.200	65.600

Engineer : Jame	
Site : AC-2 (3m Semi-Anechoic Chamber)	Time : 2008/12/18 - 10:54
Limit : FCC_SpartC_15.209_03M_QP	Margin : 0
EUT : Wireless-B/G/N 26dBm Network Mini PCI Adapter	Probe : CBL6112B_2932(30-2000MHz) - VERTICAL
Power : AC 120V/60Hz	Note : Mode 3: Transmit by 802.11n(20MHz) (Chain 1X 010) at channel 2412MHz



		Frequency (MHz)	Correct Factor (dB)	Reading Level (dBuV)	Measure Level (dBuV/m)	Margin (dB)	Limit (dBuV/m)	Detector Type	Ant Pos (cm)	Table Pos (deg)
1		43.580	-5.189	31.103	25.914	-14.086	40.000	QUASIPeAK	100.000	74.600
2		74.620	-14.305	41.919	27.614	-12.386	40.000	QUASIPeAK	102.600	45.300
3	*	132.820	-9.428	45.700	36.272	-7.248	43.520	QUASIPeAK	100.000	92.500
4		288.020	-8.561	44.855	36.294	-9.726	46.020	QUASIPeAK	100.000	322.800
5		398.600	-4.961	43.088	38.127	-7.893	46.020	QUASIPeAK	100.000	42.500
6		597.450	-1.642	36.525	34.883	-11.137	46.020	QUASIPeAK	100.000	115.800

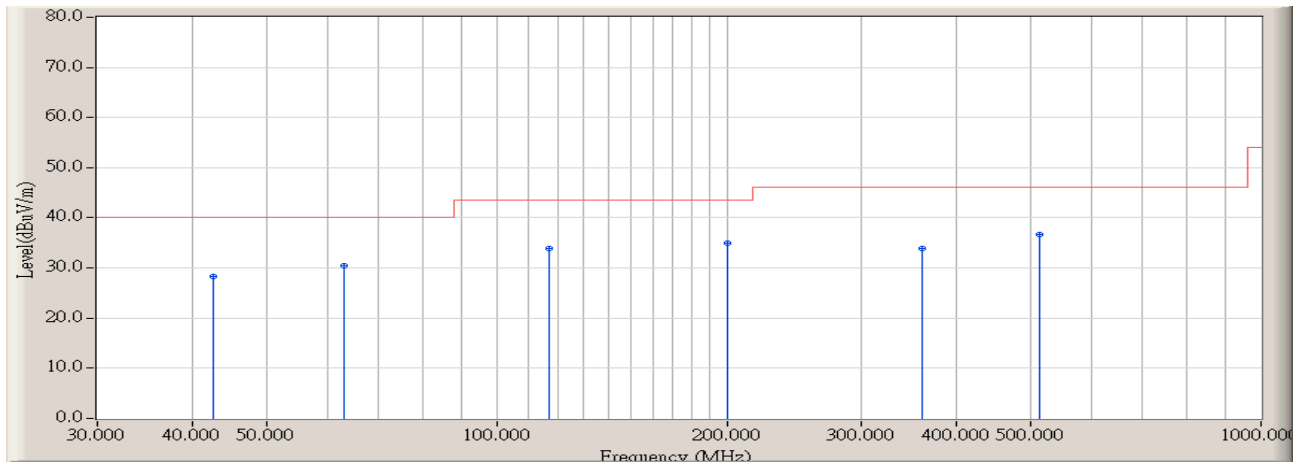
Engineer : Jame	
Site : AC-2 (3m Semi-Anechoic Chamber)	Time : 2008/12/18 - 10:54
Limit : FCC_SpartC_15.209_03M_QP	Margin : 0
EUT : Wireless-B/G/N 26dBm Network Mini PCI Adapter	Probe : CBL6112B_2932(30-2000MHz) - HORIZONTAL
Power : AC 120V/60Hz	Note : Mode 3: Transmit by 802.11n(20MHz) (Chain 1X 010) at channel 2437MHz



		Frequency (MHz)	Correct Factor (dB)	Reading Level (dBuV)	Measure Level (dBuV/m)	Margin (dB)	Limit (dBuV/m)	Detector Type	Ant Pos (cm)	Table Pos (deg)
1		48.430	-7.614	32.708	25.094	-14.906	40.000	QUASIPeAK	125.200	74.600
2		83.350	-13.342	43.893	30.551	-9.449	40.000	QUASIPeAK	216.400	85.900
3		132.820	-9.428	43.083	33.655	-9.865	43.520	QUASIPeAK	312.500	96.000
4	*	251.160	-8.789	48.399	39.610	-6.410	46.020	QUASIPeAK	204.000	117.500
5		343.310	-6.258	42.400	36.142	-9.878	46.020	QUASIPeAK	133.000	77.500
6		517.910	-3.293	41.072	37.779	-8.241	46.020	QUASIPeAK	146.000	228.000

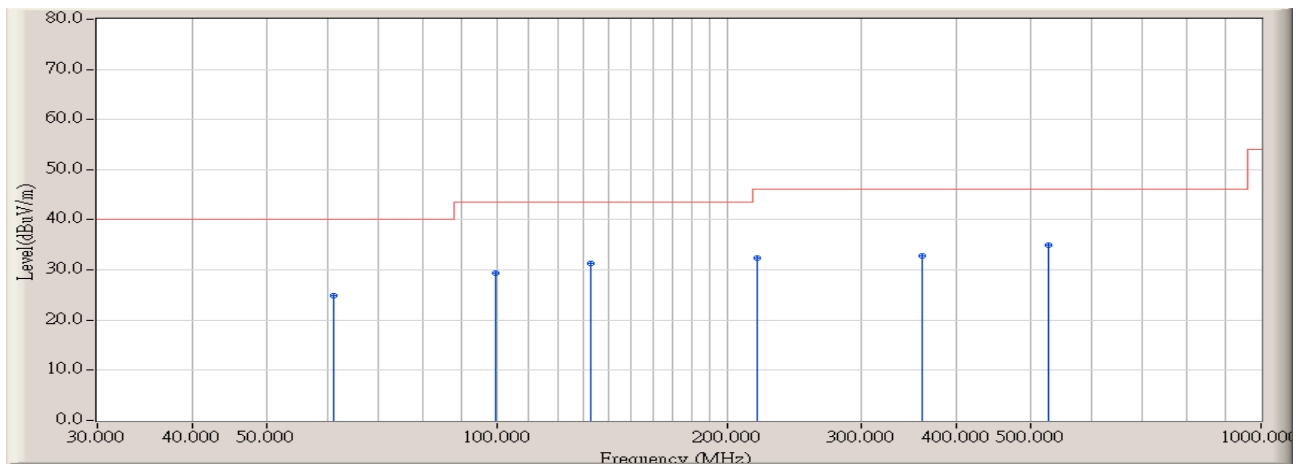


Engineer : Jame	
Site : AC-2 (3m Semi-Anechoic Chamber)	Time : 2008/12/18 - 10:55
Limit : FCC_SpartC_15.209_03M_QP	Margin : 0
EUT : Wireless-B/G/N 26dBm Network Mini PCI Adapter	Probe : CBL6112B_2932(30-2000MHz) - VERTICAL
Power : AC 120V/60Hz	Note : Mode 3: Transmit by 802.11n(20MHz) (Chain 1X 010) at channel 2437MHz



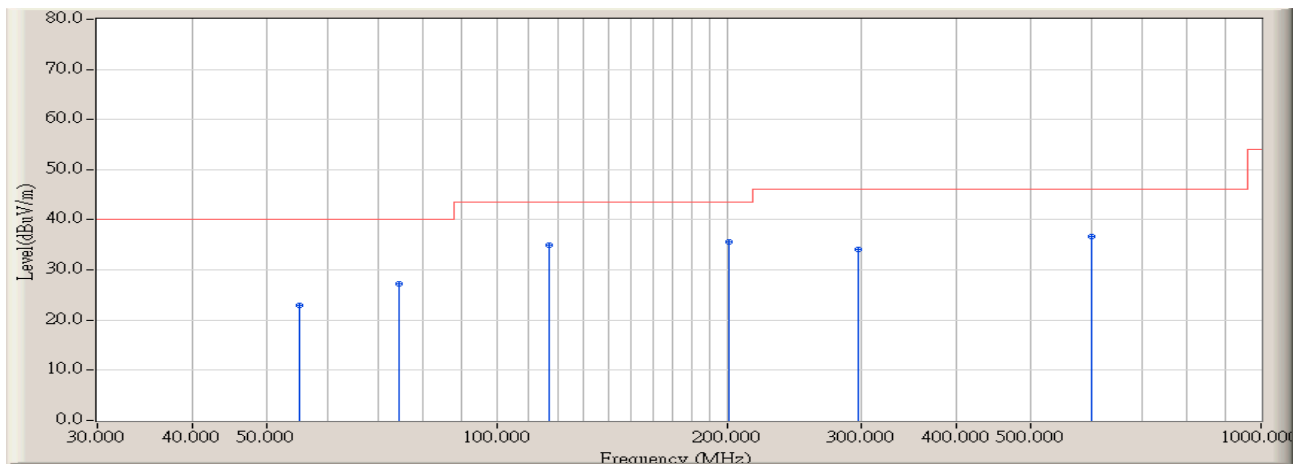
		Frequency (MHz)	Correct Factor (dB)	Reading Level (dBuV)	Measure Level (dBuV/m)	Margin (dB)	Limit (dBuV/m)	Detector Type	Ant Pos (cm)	Table Pos (deg)
1		42.610	-4.701	33.110	28.409	-11.591	40.000	QUASIPeAK	100.000	65.900
2		62.980	-13.589	44.054	30.465	-9.535	40.000	QUASIPeAK	112.500	46.900
3		117.300	-10.191	44.060	33.869	-9.651	43.520	QUASIPeAK	104.600	117.000
4	*	200.720	-10.871	45.882	35.011	-8.509	43.520	QUASIPeAK	100.000	99.300
5		359.800	-6.050	39.916	33.866	-12.154	46.020	QUASIPeAK	100.000	114.700
6		513.060	-3.214	39.901	36.687	-9.333	46.020	QUASIPeAK	100.000	89.400

Engineer : Jame	
Site : AC-2 (3m Semi-Anechoic Chamber)	Time : 2008/12/18 - 10:55
Limit : FCC_SpartC_15.209_03M_QP	Margin : 0
EUT : Wireless-B/G/N 26dBm Network Mini PCI Adapter	Probe : CBL6112B_2932(30-2000MHz) - HORIZONTAL
Power : AC 120V/60Hz	Note : Mode 3: Transmit by 802.11n(20MHz) (Chain 1X 010) at channel 2462MHz



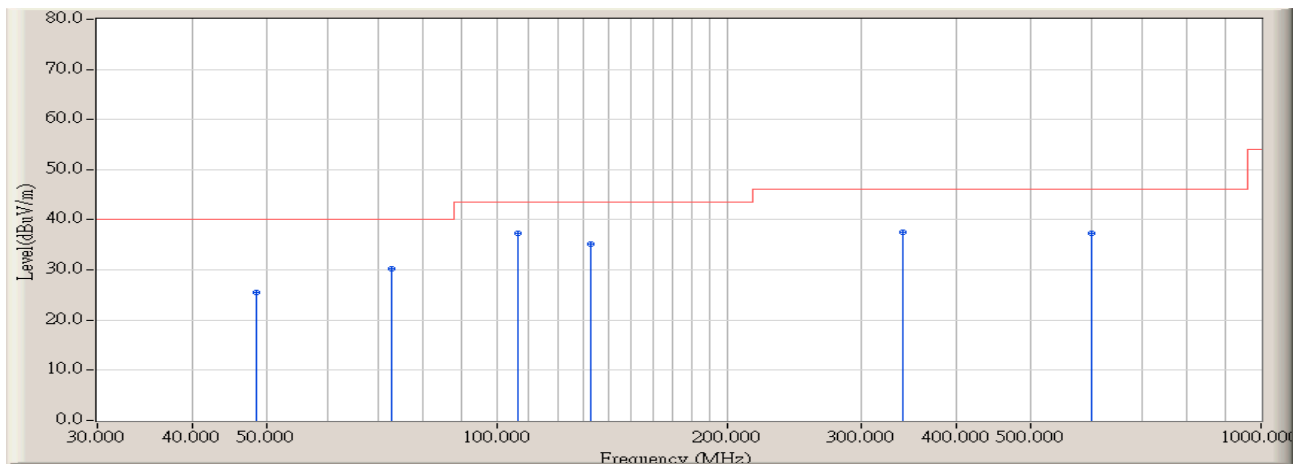
		Frequency (MHz)	Correct Factor (dB)	Reading Level (dBuV)	Measure Level (dBuV/m)	Margin (dB)	Limit (dBuV/m)	Detector Type	Ant Pos (cm)	Table Pos (deg)
1		61.040	-13.122	38.094	24.972	-15.028	40.000	QUASIPeAK	214.600	78.400
2		99.840	-11.550	40.888	29.338	-14.182	43.520	QUASIPeAK	322.600	46.200
3		132.820	-9.428	40.802	31.374	-12.146	43.520	QUASIPeAK	122.600	136.900
4		219.150	-9.037	41.462	32.425	-13.595	46.020	QUASIPeAK	109.500	83.000
5		359.800	-6.050	38.784	32.734	-13.286	46.020	QUASIPeAK	100.000	74.900
6	*	526.640	-3.230	38.192	34.962	-11.058	46.020	QUASIPeAK	106.200	115.700

Engineer : Jame	
Site : AC-2 (3m Semi-Anechoic Chamber)	Time : 2008/12/18 - 10:55
Limit : FCC_SpartC_15.209_03M_QP	Margin : 0
EUT : Wireless-B/G/N 26dBm Network Mini PCI Adapter	Probe : CBL6112B_2932(30-2000MHz) - VERTICAL
Power : AC 120V/60Hz	Note : Mode 3: Transmit by 802.11n(20MHz) (Chain 1X 010) at channel 2462MHz



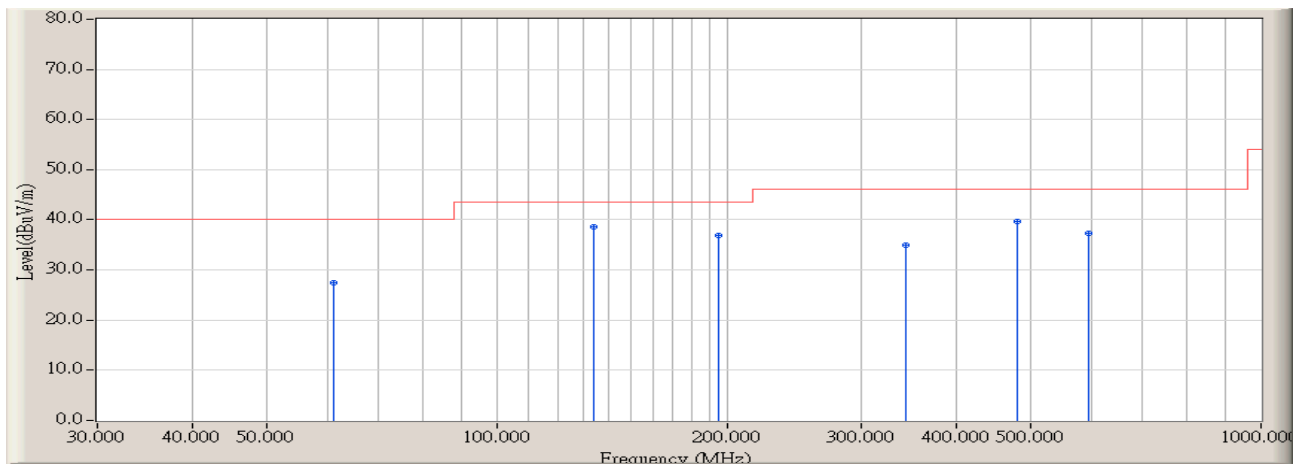
		Frequency (MHz)	Correct Factor (dB)	Reading Level (dBuV)	Measure Level (dBuV/m)	Margin (dB)	Limit (dBuV/m)	Detector Type	Ant Pos (cm)	Table Pos (deg)
1		55.220	-10.770	33.612	22.842	-17.158	40.000	QUASIPeAK	100.000	36.400
2		74.620	-14.305	41.506	27.201	-12.799	40.000	QUASIPeAK	104.500	93.300
3		117.300	-10.191	45.159	34.968	-8.552	43.520	QUASIPeAK	115.200	265.300
4	*	201.690	-10.820	46.529	35.709	-7.811	43.520	QUASIPeAK	100.000	84.700
5		296.750	-8.127	42.138	34.011	-12.009	46.020	QUASIPeAK	100.000	172.600
6		599.390	-1.510	38.112	36.602	-9.418	46.020	QUASIPeAK	100.000	49.000

Engineer : Jame	
Site : AC-2 (3m Semi-Anechoic Chamber)	Time : 2008/12/18 - 10:55
Limit : FCC_SpartC_15.209_03M_QP	Margin : 0
EUT : Wireless-B/G/N 26dBm Network Mini PCI Adapter	Probe : CBL6112B_2932(30-2000MHz) - HORIZONTAL
Power : AC 120V/60Hz	Note : Mode 4: Transmit by 802.11n(40MHz) (Chain 1X 010) at channel 2422MHz



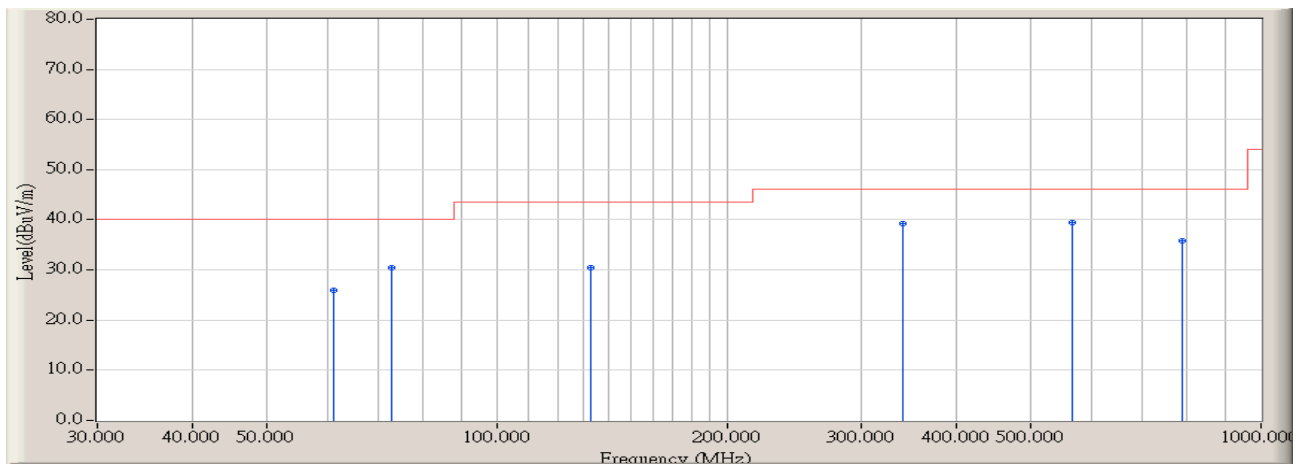
		Frequency (MHz)	Correct Factor (dB)	Reading Level (dBuV)	Measure Level (dBuV/m)	Margin (dB)	Limit (dBuV/m)	Detector Type	Ant Pos (cm)	Table Pos (deg)
1		48.430	-7.614	33.176	25.562	-14.438	40.000	QUASIPeAK	106.200	75.400
2		72.680	-14.413	44.625	30.212	-9.788	40.000	QUASIPeAK	126.000	99.500
3	*	106.630	-10.827	48.175	37.348	-6.172	43.520	QUASIPeAK	140.000	125.000
4		132.820	-9.428	44.698	35.270	-8.250	43.520	QUASIPeAK	100.000	84.900
5		339.430	-6.407	44.007	37.600	-8.420	46.020	QUASIPeAK	203.000	77.900
6		599.390	-1.510	38.867	37.357	-8.663	46.020	QUASIPeAK	114.000	82.300

Engineer : Jame	
Site : AC-2 (3m Semi-Anechoic Chamber)	Time : 2008/12/18 - 10:55
Limit : FCC_SpartC_15.209_03M_QP	Margin : 0
EUT : Wireless-B/G/N 26dBm Network Mini PCI Adapter	Probe : CBL6112B_2932(30-2000MHz) - VERTICAL
Power : AC 120V/60Hz	Note : Mode 4: Transmit by 802.11n(40MHz) (Chain 1X 010) at channel 2422MHz



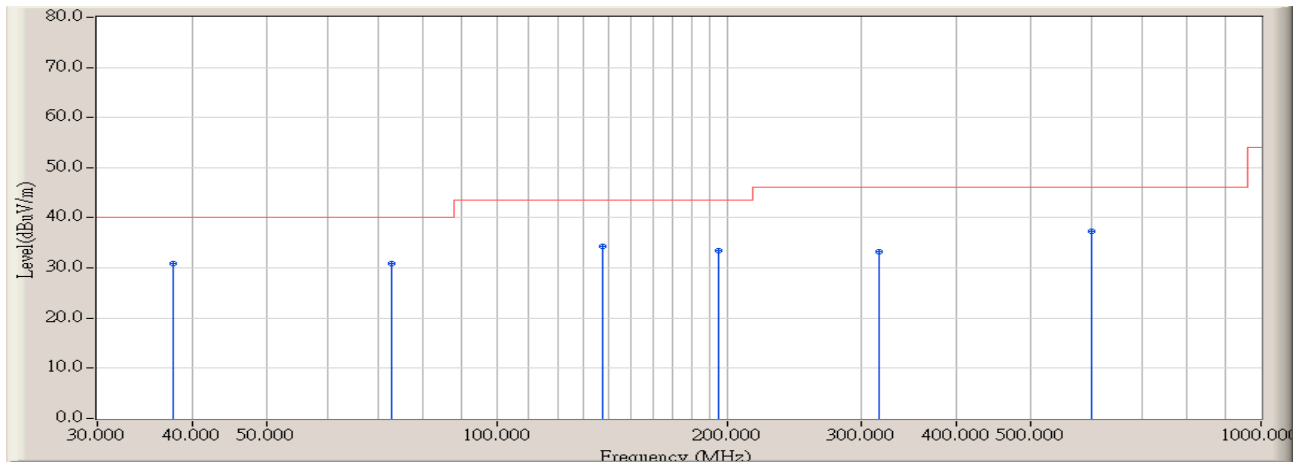
		Frequency (MHz)	Correct Factor (dB)	Reading Level (dBuV)	Measure Level (dBuV/m)	Margin (dB)	Limit (dBuV/m)	Detector Type	Ant Pos (cm)	Table Pos (deg)
1		61.040	-13.122	40.615	27.493	-12.507	40.000	QUASIPeAK	100.000	36.400
2	*	133.790	-9.433	47.970	38.537	-4.983	43.520	QUASIPeAK	100.000	78.500
3		194.900	-11.116	47.916	36.800	-6.720	43.520	QUASIPeAK	106.300	105.000
4		343.310	-6.258	41.285	35.027	-10.993	46.020	QUASIPeAK	100.000	49.300
5		479.110	-3.701	43.473	39.772	-6.248	46.020	QUASIPeAK	100.000	116.900
6		595.510	-1.612	38.946	37.334	-8.686	46.020	QUASIPeAK	100.000	244.500

Engineer : Jame	
Site : AC-2 (3m Semi-Anechoic Chamber)	Time : 2008/12/18 - 10:55
Limit : FCC_SpartC_15.209_03M_QP	Margin : 0
EUT : Wireless-B/G/N 26dBm Network Mini PCI Adapter	Probe : CBL6112B_2932(30-2000MHz) - HORIZONTAL
Power : AC 120V/60Hz	Note : Mode 4: Transmit by 802.11n(40MHz) (Chain 1X 010) at channel 2437MHz



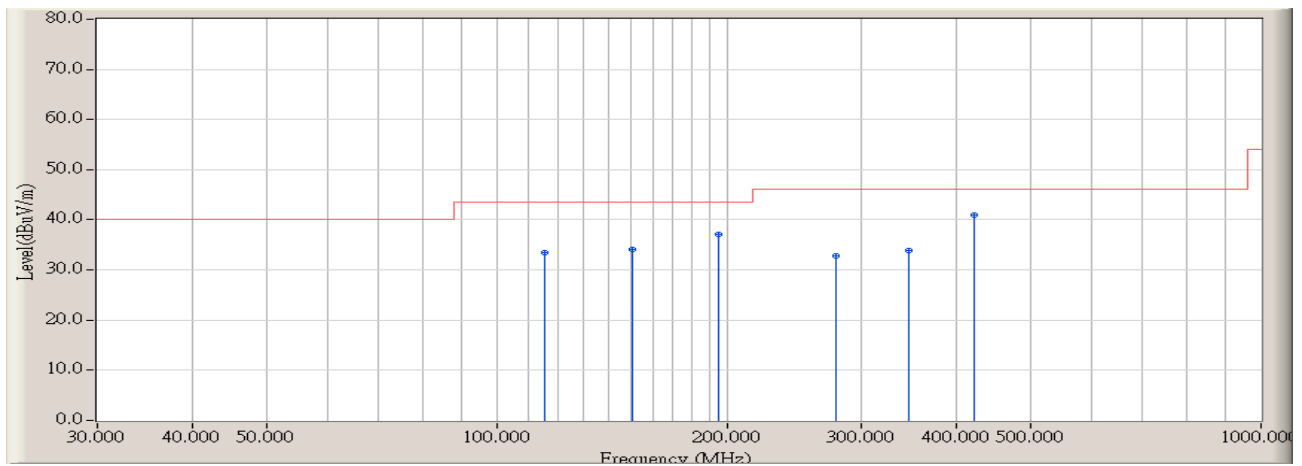
		Frequency (MHz)	Correct Factor (dB)	Reading Level (dBuV)	Measure Level (dBuV/m)	Margin (dB)	Limit (dBuV/m)	Detector Type	Ant Pos (cm)	Table Pos (deg)
1		61.040	-13.122	39.013	25.891	-14.109	40.000	QUASIPeAK	201.000	74.600
2		72.680	-14.413	44.950	30.537	-9.463	40.000	QUASIPeAK	312.600	95.400
3		132.820	-9.428	39.907	30.479	-13.041	43.520	QUASIPeAK	135.700	65.800
4		340.400	-6.367	45.717	39.350	-6.670	46.020	QUASIPeAK	100.000	93.800
5	*	566.410	-1.352	40.760	39.408	-6.612	46.020	QUASIPeAK	185.000	49.000
6		789.510	1.474	34.377	35.851	-10.169	46.020	QUASIPeAK	109.500	215.700

Engineer : Jame	
Site : AC-2 (3m Semi-Anechoic Chamber)	Time : 2008/12/18 - 10:55
Limit : FCC_SpartC_15.209_03M_QP	Margin : 0
EUT : Wireless-B/G/N 26dBm Network Mini PCI Adapter	Probe : CBL6112B_2932(30-2000MHz) - VERTICAL
Power : AC 120V/60Hz	Note : Mode 4: Transmit by 802.11n(40MHz) (Chain 1X 010) at channel 2437MHz



		Frequency (MHz)	Correct Factor (dB)	Reading Level (dBuV)	Measure Level (dBuV/m)	Margin (dB)	Limit (dBuV/m)	Detector Type	Ant Pos (cm)	Table Pos (deg)
1		37.760	-2.312	33.162	30.850	-9.150	40.000	QUASIPeAK	100.000	62.900
2		72.680	-14.413	45.350	30.937	-9.063	40.000	QUASIPeAK	112.600	84.900
3		137.670	-9.394	43.763	34.369	-9.151	43.520	QUASIPeAK	100.000	253.900
4		194.900	-11.116	44.521	33.405	-10.115	43.520	QUASIPeAK	100.000	169.400
5		316.150	-6.960	40.254	33.294	-12.726	46.020	QUASIPeAK	100.000	354.000
6	*	599.390	-1.510	38.816	37.306	-8.714	46.020	QUASIPeAK	100.000	115.900

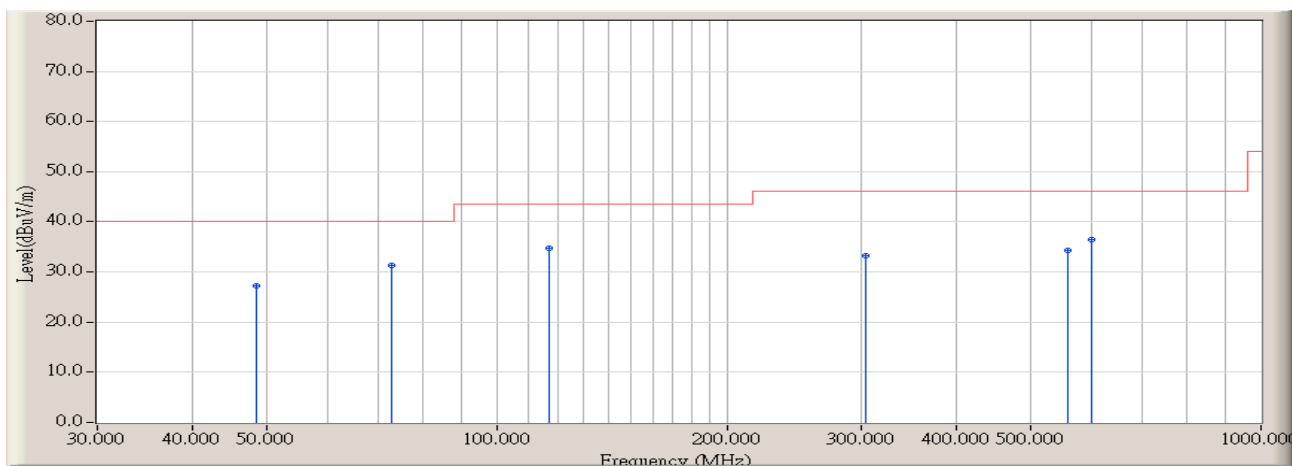
Engineer : Jame	
Site : AC-2 (3m Semi-Anechoic Chamber)	Time : 2008/12/18 - 10:55
Limit : FCC_SpartC_15.209_03M_QP	Margin : 0
EUT : Wireless-B/G/N 26dBm Network Mini PCI Adapter	Probe : CBL6112B_2932(30-2000MHz) - HORIZONTAL
Power : AC 120V/60Hz	Note : Mode 4: Transmit by 802.11n(40MHz) (Chain 1X 010) at channel 2452MHz



		Frequency (MHz)	Correct Factor (dB)	Reading Level (dBuV)	Measure Level (dBuV/m)	Margin (dB)	Limit (dBuV/m)	Detector Type	Ant Pos (cm)	Table Pos (deg)
1		115.360	-10.287	43.700	33.413	-10.107	43.520	QUASIPeAK	133.400	76.900
2		150.280	-9.475	43.478	34.003	-9.517	43.520	QUASIPeAK	206.000	146.000
3		194.900	-11.116	48.130	37.014	-6.506	43.520	QUASIPeAK	175.600	49.000
4		278.320	-8.713	41.558	32.845	-13.175	46.020	QUASIPeAK	203.000	116.900
5		346.220	-6.194	40.129	33.935	-12.085	46.020	QUASIPeAK	100.000	94.600
6	*	421.880	-4.549	45.510	40.961	-5.059	46.020	QUASIPeAK	114.800	71.900

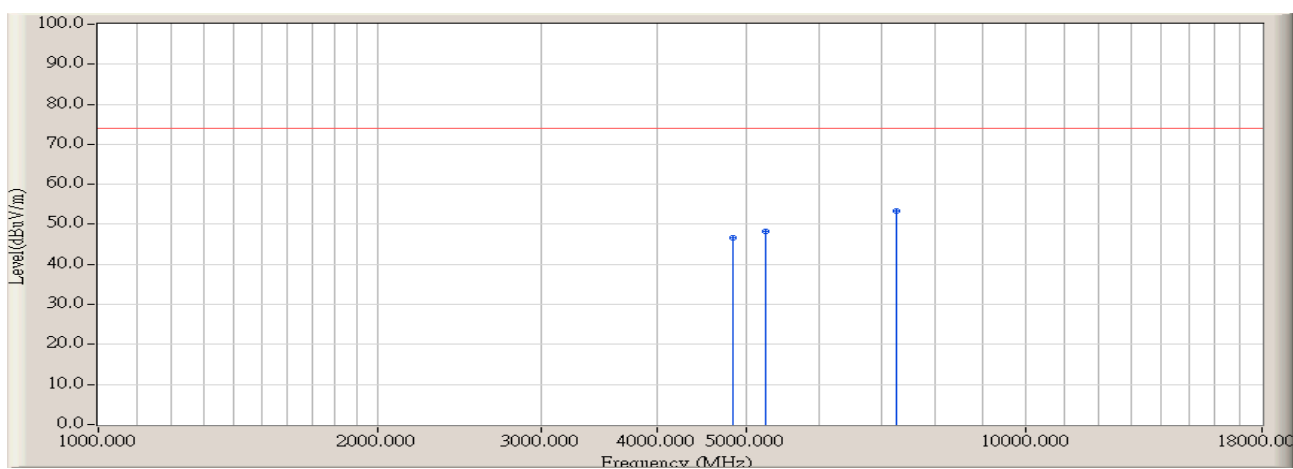


Engineer : Jame	
Site : AC-2 (3m Semi-Anechoic Chamber)	Time : 2008/12/18 - 10:56
Limit : FCC_SpartC_15.209_03M_QP	Margin : 0
EUT : Wireless-B/G/N 26dBm Network Mini PCI Adapter	Probe : CBL6112B_2932(30-2000MHz) - VERTICAL
Power : AC 120V/60Hz	Note : Mode 4: Transmit by 802.11n(40MHz) (Chain 1X 010) at channel 2452MHz



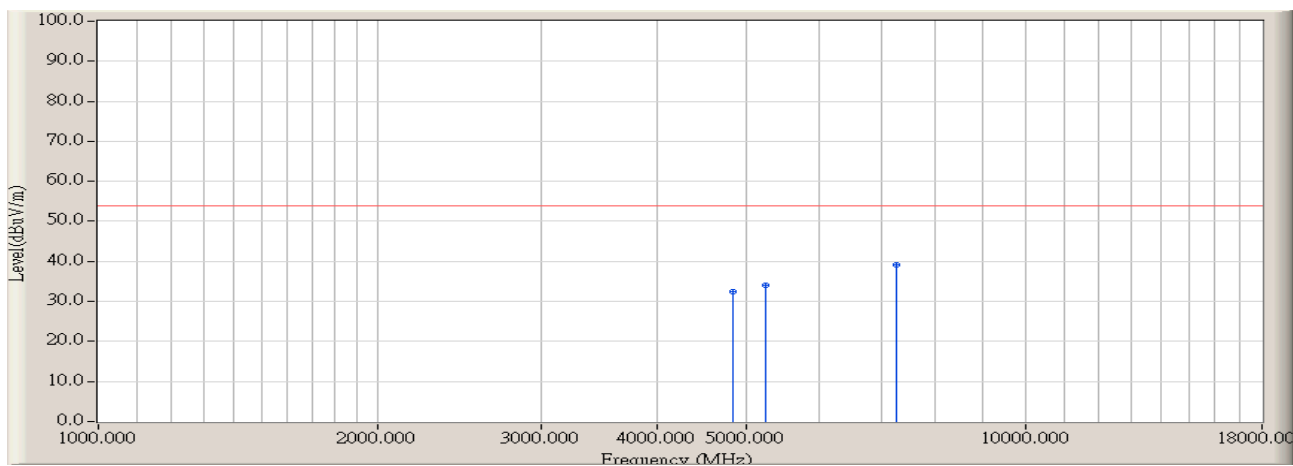
		Frequency (MHz)	Correct Factor (dB)	Reading Level (dBuV)	Measure Level (dBuV/m)	Margin (dB)	Limit (dBuV/m)	Detector Type	Ant Pos (cm)	Table Pos (deg)
1		48.430	-7.614	34.787	27.173	-12.827	40.000	QUASIPeAK	100.000	44.800
2	*	72.680	-14.413	45.636	31.223	-8.777	40.000	QUASIPeAK	100.000	46.600
3		117.300	-10.191	44.924	34.733	-8.787	43.520	QUASIPeAK	122.800	136.500
4		303.540	-7.648	40.856	33.208	-12.812	46.020	QUASIPeAK	112.900	326.000
5		559.620	-1.344	35.554	34.210	-11.810	46.020	QUASIPeAK	100.000	106.600
6		599.390	-1.510	37.906	36.396	-9.624	46.020	QUASIPeAK	105.000	92.600

Engineer : Jame	
Site : AC-2 (3m Semi-Anechoic Chamber)	Time : 2008/12/02 - 10:16
Limit : FCC_SpartC_15.209_03M_PK	Margin : 0
EUT : Wireless-B/G/N 26dBm Network Mini PCI Adapter	Probe : BBHA9120D_496(1-18GHz) - HORIZONTAL
Power : AC 120V/60Hz	Note : Mode 1: Transmit by 802.11b (Chain 1X 010) at channel 2412MHz



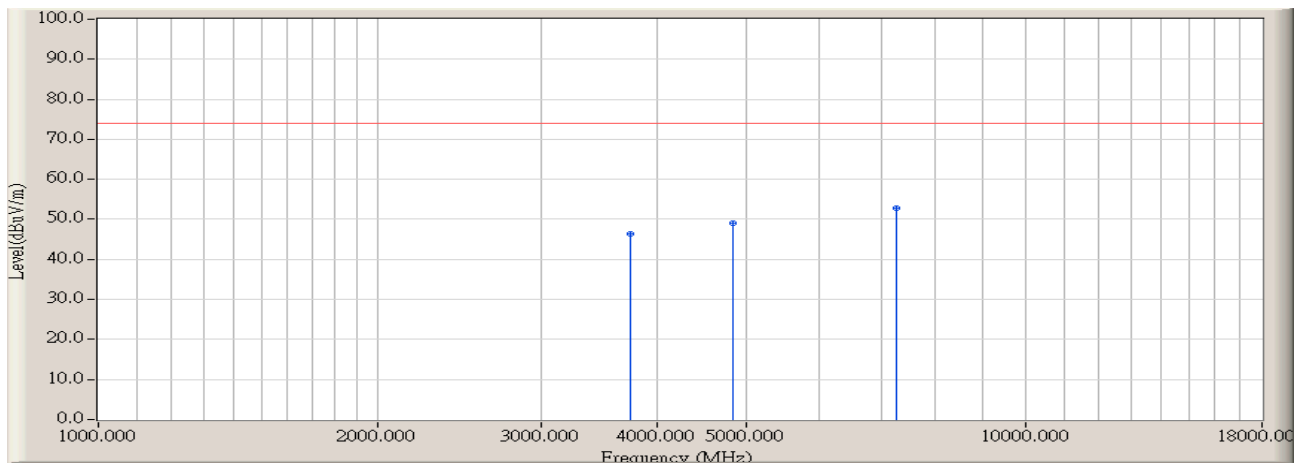
		Frequency (MHz)	Correct Factor (dB)	Reading Level (dBuV)	Measure Level (dBuV/m)	Margin (dB)	Limit (dBuV/m)	Detector Type	Ant Pos (cm)	Table Pos (deg)
1		4842.000	3.660	42.990	46.650	-27.320	73.970	PEAK	150.000	224.300
2		5250.000	3.970	44.214	48.184	-25.786	73.970	PEAK	148.000	14.200
3	*	7256.000	12.260	41.104	53.364	-20.606	73.970	PEAK	155.000	234.500

Engineer : Jame	
Site : AC-2 (3m Semi-Anechoic Chamber)	Time : 2008/12/02 - 10:16
Limit : FCC_SpartC_15.209_03M_AV	Margin : 0
EUT : Wireless-B/G/N 26dBm Network Mini PCI Adapter	Probe : BBHA9120D_496(1-18GHz) - HORIZONTAL
Power : AC 120V/60Hz	Note : Mode 1: Transmit by 802.11b (Chain 1X 010) at channel 2412MHz



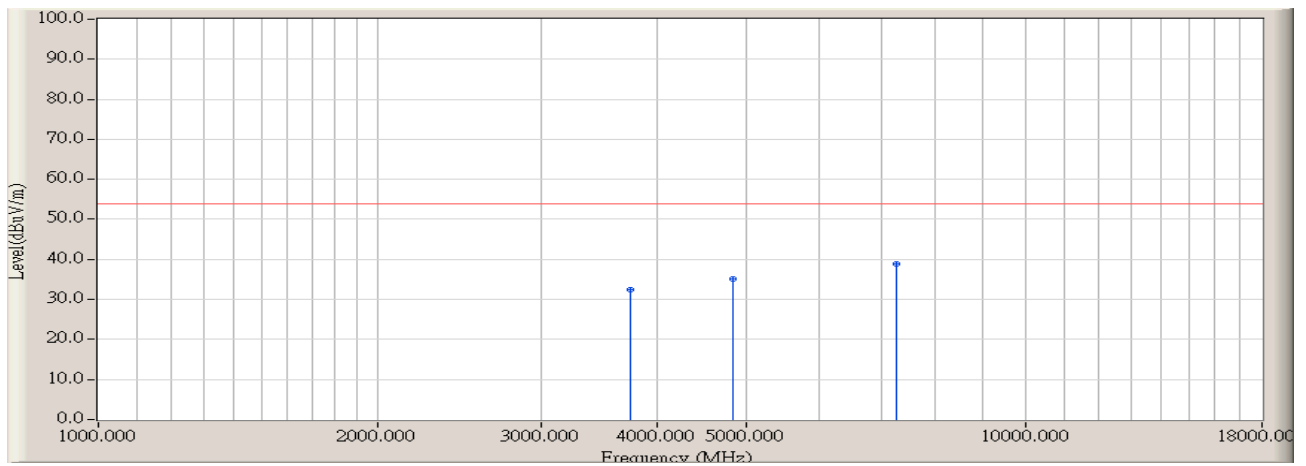
		Frequency (MHz)	Correct Factor (dB)	Reading Level (dBuV)	Measure Level (dBuV/m)	Margin (dB)	Limit (dBuV/m)	Detector Type	Ant Pos (cm)	Table Pos (deg)
1		4842.000	3.660	28.880	32.540	-21.430	53.970	AVERAGE	150.000	224.300
2		5250.000	3.970	30.110	34.080	-19.890	53.970	AVERAGE	148.000	14.200
3	*	7256.000	12.260	27.	39.270	-14.700	53.970	AVERAGE	155.000	234.500

Engineer : Jame	
Site : AC-2 (3m Semi-Anechoic Chamber)	Time : 2008/12/02 - 10:16
Limit : FCC_SpartC_15.209_03M_PK	Margin : 0
EUT : Wireless-B/G/N 26dBm Network Mini PCI Adapter	Probe : BBHA9120D_496(1-18GHz) - VERTICAL
Power : AC 120V/60Hz	Note : Mode 1: Transmit by 802.11b (Chain 1X 010) at channel 2412MHz



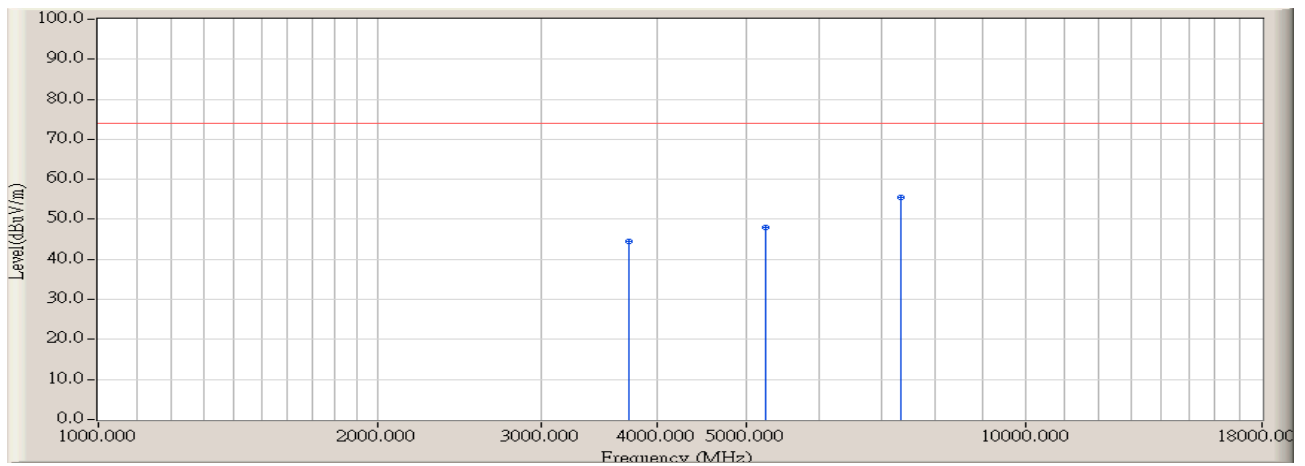
		Frequency (MHz)	Correct Factor (dB)	Reading Level (dBuV)	Measure Level (dBuV/m)	Margin (dB)	Limit (dBuV/m)	Detector Type	Ant Pos (cm)	Table Pos (deg)
1		3754.000	-0.210	46.598	46.388	-27.582	73.970	PEAK	150.000	325.300
2		4842.000	3.660	45.461	49.121	-24.849	73.970	PEAK	134.000	98.500
3	*	7256.000	12.260	40.618	52.878	-21.092	73.970	PEAK	133.000	56.400

Engineer : Jame	
Site : AC-2 (3m Semi-Anechoic Chamber)	Time : 2008/12/02 - 10:16
Limit : FCC_SpartC_15.209_03M_AV	Margin : 0
EUT : Wireless-B/G/N 26dBm Network Mini PCI Adapter	Probe : BBHA9120D_496(1-18GHz) - VERTICAL
Power : AC 120V/60Hz	Note : Mode 1: Transmit by 802.11b (Chain 1X 010) at channel 2412MHz



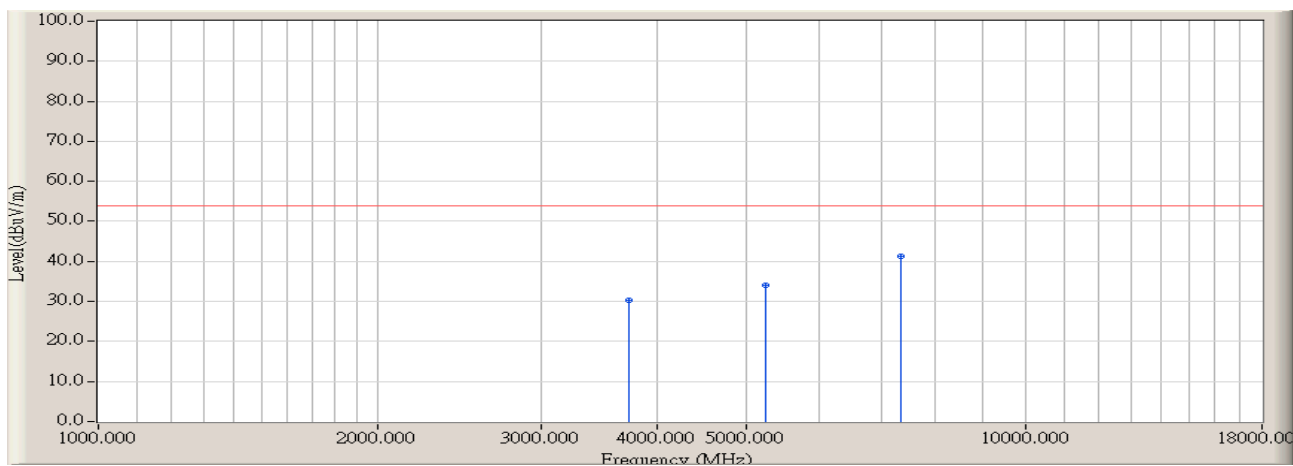
		Frequency (MHz)	Correct Factor (dB)	Reading Level (dBuV)	Measure Level (dBuV/m)	Margin (dB)	Limit (dBuV/m)	Detector Type	Ant Pos (cm)	Table Pos (deg)
1		3754.000	-0.210	32.540	32.330	-21.640	53.970	AVERAGE	150.000	325.300
2		4842.000	3.660	31.450	35.110	-18.860	53.970	AVERAGE	134.000	98.500
3	*	7256.000	12.260	26.550	38.810	-15.160	53.970	AVERAGE	133.000	56.400

Engineer : Jame	
Site : AC-2 (3m Semi-Anechoic Chamber)	Time : 2008/12/02 - 10:17
Limit : FCC_SpartC_15.209_03M_PK	Margin : 0
EUT : Wireless-B/G/N 26dBm Network Mini PCI Adapter	Probe : BBHA9120D_496(1-18GHz) - HORIZONTAL
Power : AC 120V/60Hz	Note : Mode 1: Transmit by 802.11b (Chain 1X 010) at channel 2437MHz



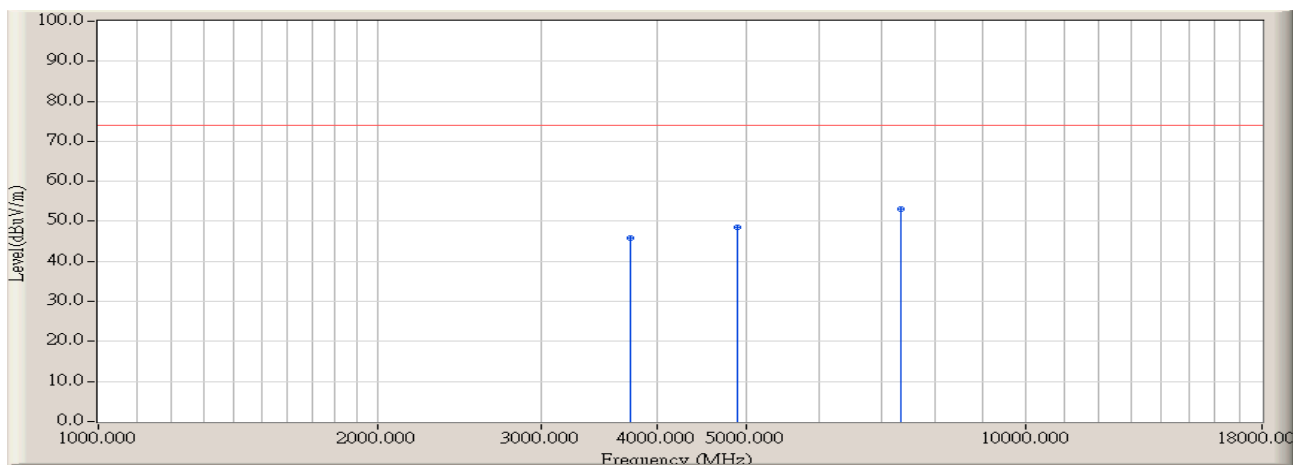
		Frequency (MHz)	Correct Factor (dB)	Reading Level (dBuV)	Measure Level (dBuV/m)	Margin (dB)	Limit (dBuV/m)	Detector Type	Ant Pos (cm)	Table Pos (deg)
1		3737.000	-0.280	44.765	44.485	-29.485	73.970	PEAK	150.000	125.600
2		5250.000	3.970	44.031	48.001	-25.969	73.970	PEAK	145.000	178.600
3	*	7341.000	11.780	43.587	55.367	-18.603	73.970	PEAK	150.000	145.300

Engineer : Jame	
Site : AC-2 (3m Semi-Anechoic Chamber)	Time : 2008/12/02 - 10:17
Limit : FCC_SpartC_15.209_03M_AV	Margin : 0
EUT : Wireless-B/G/N 26dBm Network Mini PCI Adapter	Probe : BBHA9120D_496(1-18GHz) - HORIZONTAL
Power : AC 120V/60Hz	Note : Mode 1: Transmit by 802.11b (Chain 1X 010) at channel 2437MHz



		Frequency (MHz)	Correct Factor (dB)	Reading Level (dBuV)	Measure Level (dBuV/m)	Margin (dB)	Limit (dBuV/m)	Detector Type	Ant Pos (cm)	Table Pos (deg)
1		3737.000	-0.280	30.650	30.370	-23.600	53.970	AVERAGE	150.000	125.600
2		5250.000	3.970	30.030	34.000	-19.970	53.970	AVERAGE	145.000	178.600
3	*	7341.000	11.780	29.420	41.200	-12.770	53.970	AVERAGE	150.000	145.300

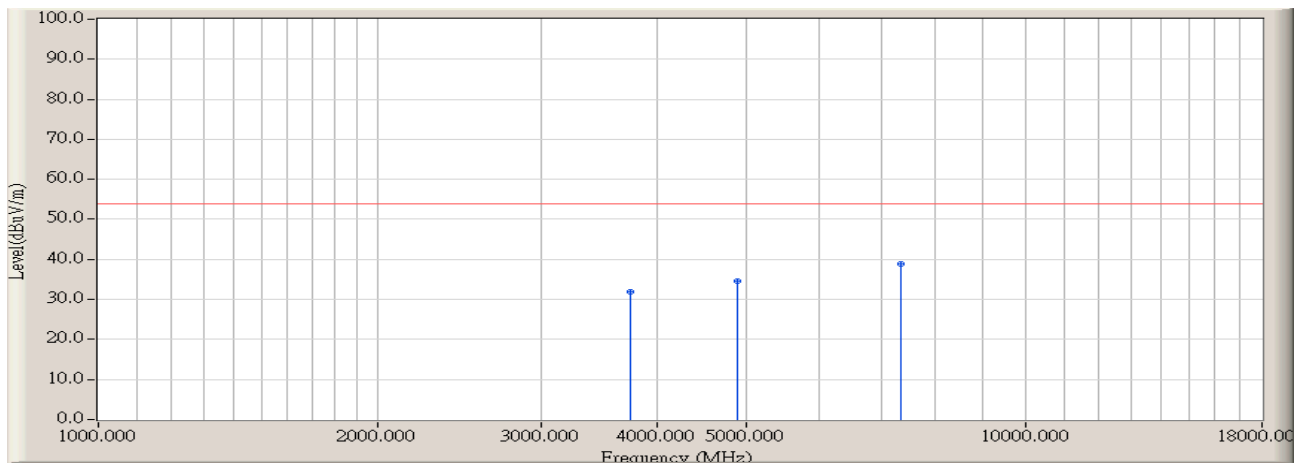
Engineer : Jame	
Site : AC-2 (3m Semi-Anechoic Chamber)	Time : 2008/12/02 - 10:19
Limit : FCC_SpartC_15.209_03M_PK	Margin : 0
EUT : Wireless-B/G/N 26dBm Network Mini PCI Adapter	Probe : BBHA9120D_496(1-18GHz) - VERTICAL
Power : AC 120V/60Hz	Note : Mode 1: Transmit by 802.11b (Chain 1X 010) at channel 2437MHz



		Frequency (MHz)	Correct Factor (dB)	Reading Level (dBuV)	Measure Level (dBuV/m)	Margin (dB)	Limit (dBuV/m)	Detector Type	Ant Pos (cm)	Table Pos (deg)
1		3754.000	-0.210	46.110	45.900	-28.070	73.970	PEAK	124.000	128.000
2		4893.000	3.620	44.918	48.538	-25.432	73.970	PEAK	134.000	78.500
3	*	7341.000	11.780	41.275	53.055	-20.915	73.970	PEAK	145.000	166.000

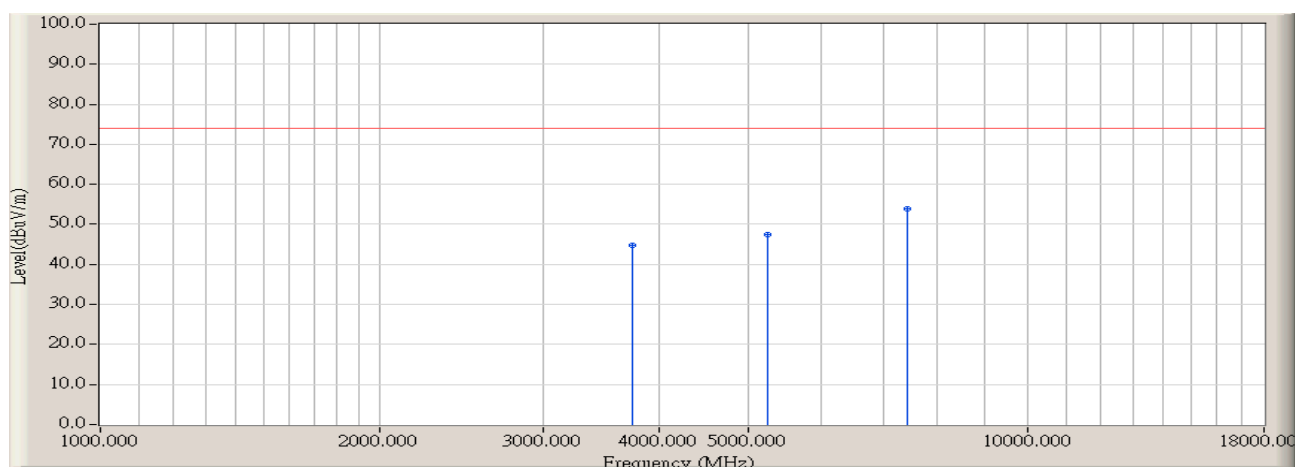


Engineer : Jame	
Site : AC-2 (3m Semi-Anechoic Chamber)	Time : 2008/12/02 - 10:19
Limit : FCC_SpartC_15.209_03M_AV	Margin : 0
EUT : Wireless-B/G/N 26dBm Network Mini PCI Adapter	Probe : BBHA9120D_496(1-18GHz) - VERTICAL
Power : AC 120V/60Hz	Note : Mode 1: Transmit by 802.11b (Chain 1X 010) at channel 2437MHz



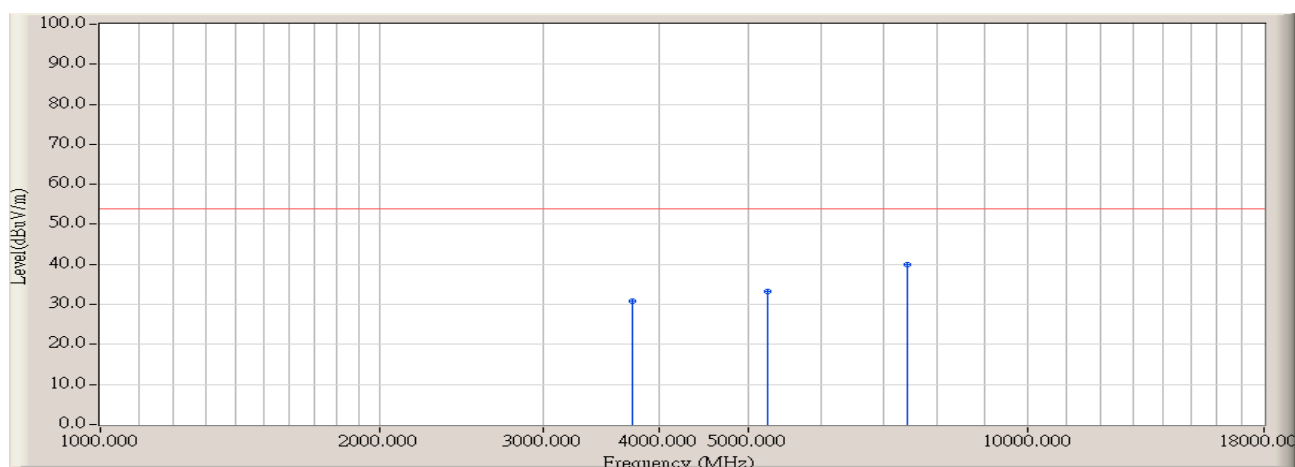
		Frequency (MHz)	Correct Factor (dB)	Reading Level (dBuV)	Measure Level (dBuV/m)	Margin (dB)	Limit (dBuV/m)	Detector Type	Ant Pos (cm)	Table Pos (deg)
1		3754.000	-0.210	32.	31.800	-22.170	53.970	AVERAGE	124.000	128.000
2		4893.000	3.620	30.840	34.460	-19.510	53.970	AVERAGE	134.000	78.500
3	*	7341.000	11.780	27.220	39.000	-14.970	53.970	AVERAGE	145.000	166.000

Engineer : Jame	
Site : AC-2 (3m Semi-Anechoic Chamber)	Time : 2008/12/02 - 10:19
Limit : FCC_SpartC_15.209_03M_PK	Margin : 0
EUT : Wireless-B/G/N 26dBm Network Mini PCI Adapter	Probe : BBHA9120D_496(1-18GHz) - HORIZONTAL
Power : AC 120V/60Hz	Note : Mode 1: Transmit by 802.11b (Chain 1X 010) at channel 2462MHz



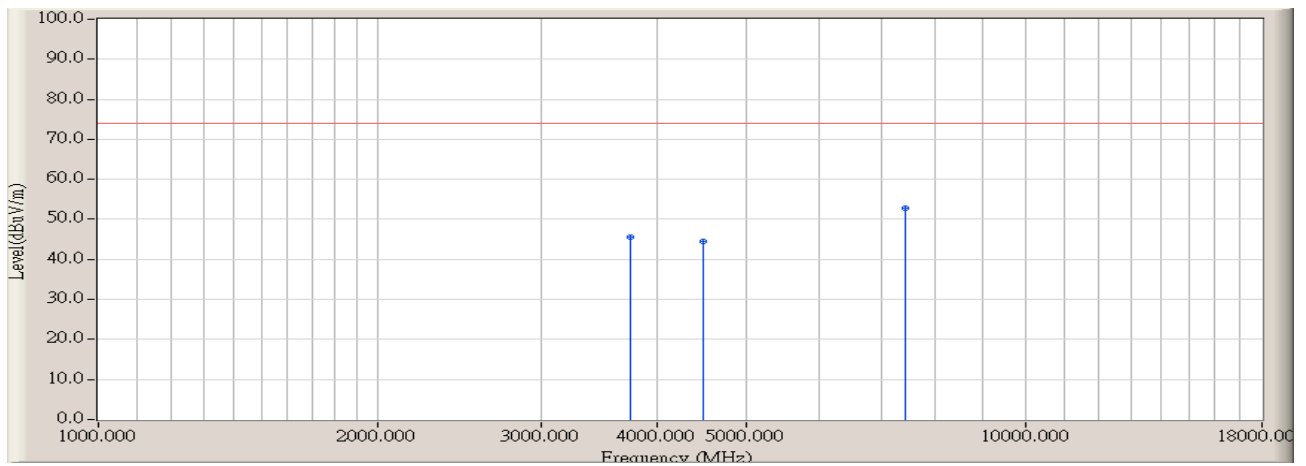
		Frequency (MHz)	Correct Factor (dB)	Reading Level (dBuV)	Measure Level (dBuV/m)	Margin (dB)	Limit (dBuV/m)	Detector Type	Ant Pos (cm)	Table Pos (deg)
1		3754.000	-0.210	45.068	44.858	-29.112	73.970	PEAK	124.000	256.000
2		5250.000	3.970	43.365	47.335	-26.635	73.970	PEAK	150.000	124.000
3	*	7409.000	11.580	42.405	53.985	-19.985	73.970	PEAK	134.000	125.000

Engineer : Jame	
Site : AC-2 (3m Semi-Anechoic Chamber)	Time : 2008/12/02 - 10:19
Limit : FCC_SpartC_15.209_03M_AV	Margin : 0
EUT : Wireless-B/G/N 26dBm Network Mini PCI Adapter	Probe : BBHA9120D_496(1-18GHz) - HORIZONTAL
Power : AC 120V/60Hz	Note : Mode 1: Transmit by 802.11b (Chain 1X 010) at channel 2462MHz



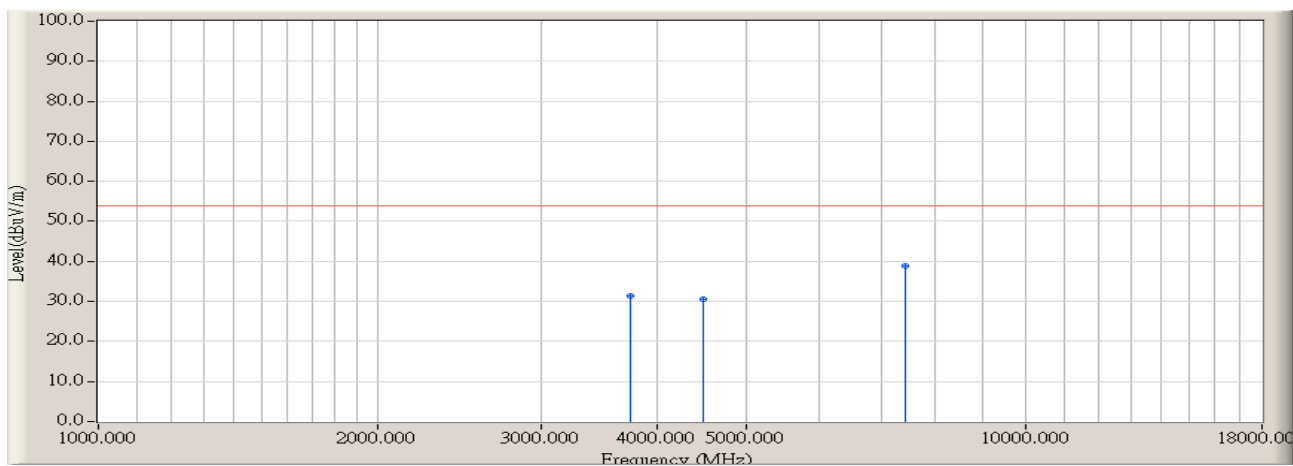
		Frequency (MHz)	Correct Factor (dB)	Reading Level (dBuV)	Measure Level (dBuV/m)	Margin (dB)	Limit (dBuV/m)	Detector Type	Ant Pos (cm)	Table Pos (deg)
1		3754.000	-0.210	31.020	30.810	-23.160	53.970	AVERAGE	124.000	256.000
2		5250.000	3.970	29.320	33.290	-20.680	53.970	AVERAGE	150.000	124.000
3	*	7409.000	11.580	28.350	39.930	-14.040	53.970	AVERAGE	134.000	125.000

Engineer : Jame	
Site : AC-2 (3m Semi-Anechoic Chamber)	Time : 2008/12/02 - 10:20
Limit : FCC_SpartC_15.209_03M_PK	Margin : 0
EUT : Wireless-B/G/N 26dBm Network Mini PCI Adapter	Probe : BBHA9120D_496(1-18GHz) - VERTICAL
Power : AC 120V/60Hz	Note : Mode 1: Transmit by 802.11b (Chain 1X 010) at channel 2462MHz



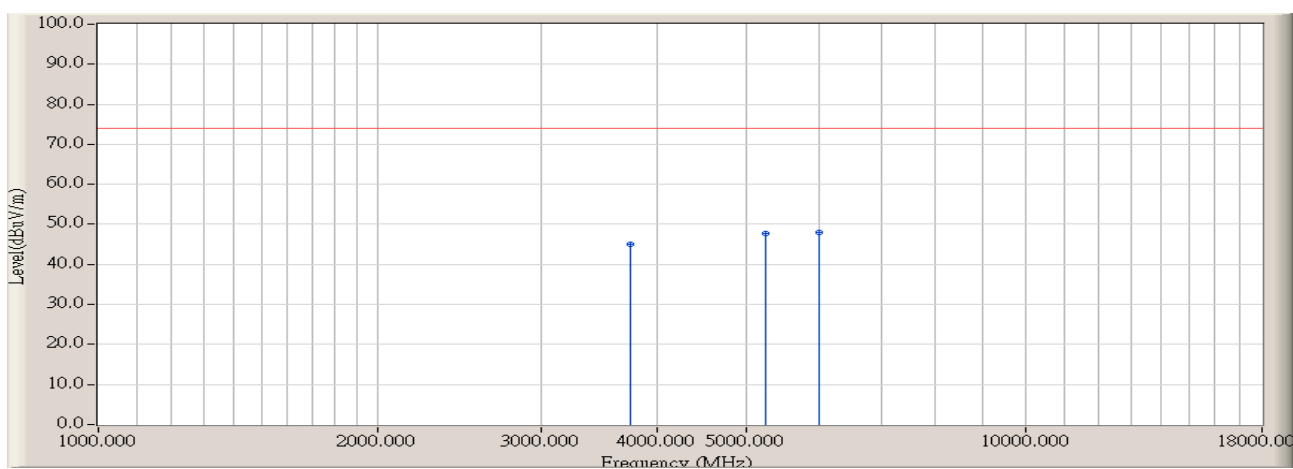
		Frequency (MHz)	Correct Factor (dB)	Reading Level (dBuV)	Measure Level (dBuV/m)	Margin (dB)	Limit (dBuV/m)	Detector Type	Ant Pos (cm)	Table Pos (deg)
1		3754.000	-0.210	45.761	45.551	-28.419	73.970	PEAK	143.000	345.000
2		4485.000	2.440	42.110	44.550	-29.420	73.970	PEAK	125.000	24.500
3	*	7409.000	11.580	41.252	52.832	-21.138	73.970	PEAK	150.000	124.000

Engineer : Jame	
Site : AC-2 (3m Semi-Anechoic Chamber)	Time : 2008/12/02 - 10:20
Limit : FCC_SpartC_15.209_03M_AV	Margin : 0
EUT : Wireless-B/G/N 26dBm Network Mini PCI Adapter	Probe : BBHA9120D_496(1-18GHz) - VERTICAL
Power : AC 120V/60Hz	Note : Mode 1: Transmit by 802.11b (Chain 1X 010) at channel 2462MHz



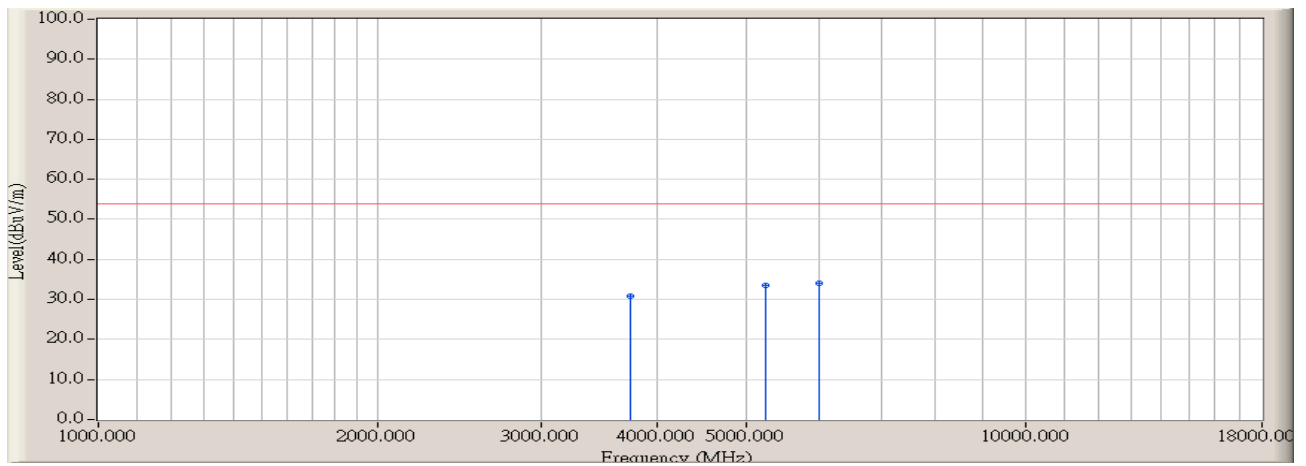
		Frequency (MHz)	Correct Factor (dB)	Reading Level (dBuV)	Measure Level (dBuV/m)	Margin (dB)	Limit (dBuV/m)	Detector Type	Ant Pos (cm)	Table Pos (deg)
1		3754.000	-0.210	31.560	31.350	-22.620	53.970	AVERAGE	143.000	345.000
2		4485.000	2.440	28.	30.450	-23.520	53.970	AVERAGE	125.000	24.500
3	*	7409.000	11.580	27.210	38.790	-15.180	53.970	AVERAGE	150.000	124.000

Engineer : Jame	
Site : AC-2 (3m Semi-Anechoic Chamber)	Time : 2008/12/02 - 10:20
Limit : FCC_SpartC_15.209_03M_PK	Margin : 0
EUT : Wireless-B/G/N 26dBm Network Mini PCI Adapter	Probe : BBHA9120D_496(1-18GHz) - HORIZONTAL
Power : AC 120V/60Hz	Note : Mode 2: Transmit by 802.11g (Chain 1X 010) at channel 2412 MHz



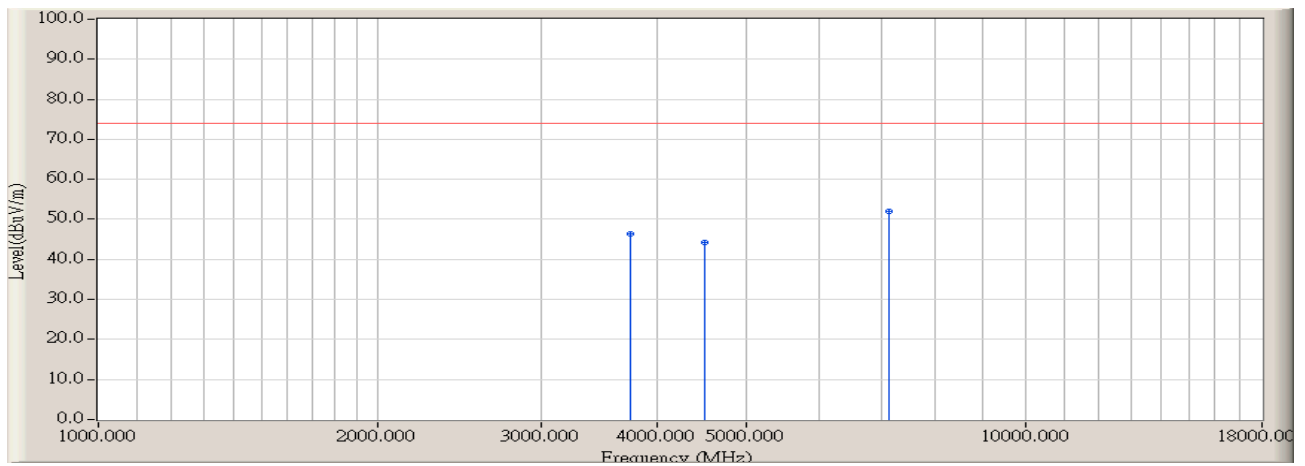
		Frequency (MHz)	Correct Factor (dB)	Reading Level (dBuV)	Measure Level (dBuV/m)	Margin (dB)	Limit (dBuV/m)	Detector Type	Ant Pos (cm)	Table Pos (deg)
1		3754.000	-0.210	45.188	44.978	-28.992	73.970	PEAK	144.000	124.000
2		5250.000	3.970	43.737	47.707	-26.263	73.970	PEAK	144.000	148.000
3	*	5998.000	5.740	42.279	48.019	-25.951	73.970	PEAK	166.000	25.000

Engineer : Jame	
Site : AC-2 (3m Semi-Anechoic Chamber)	Time : 2008/12/02 - 10:20
Limit : FCC_SpartC_15.209_03M_AV	Margin : 0
EUT : Wireless-B/G/N 26dBm Network Mini PCI Adapter	Probe : BBHA9120D_496(1-18GHz) - HORIZONTAL
Power : AC 120V/60Hz	Note : Mode 2: Transmit by 802.11g (Chain 1X 010) at channel 2412 MHz



		Frequency (MHz)	Correct Factor (dB)	Reading Level (dBuV)	Measure Level (dBuV/m)	Margin (dB)	Limit (dBuV/m)	Detector Type	Ant Pos (cm)	Table Pos (deg)
1		3754.000	-0.210	31.140	30.930	-23.040	53.970	AVERAGE	144.000	124.000
2		5250.000	3.970	29.470	33.440	-20.530	53.970	AVERAGE	144.000	148.000
3	*	5998.000	5.740	28.240	33.980	-19.990	53.970	AVERAGE	166.000	25.000

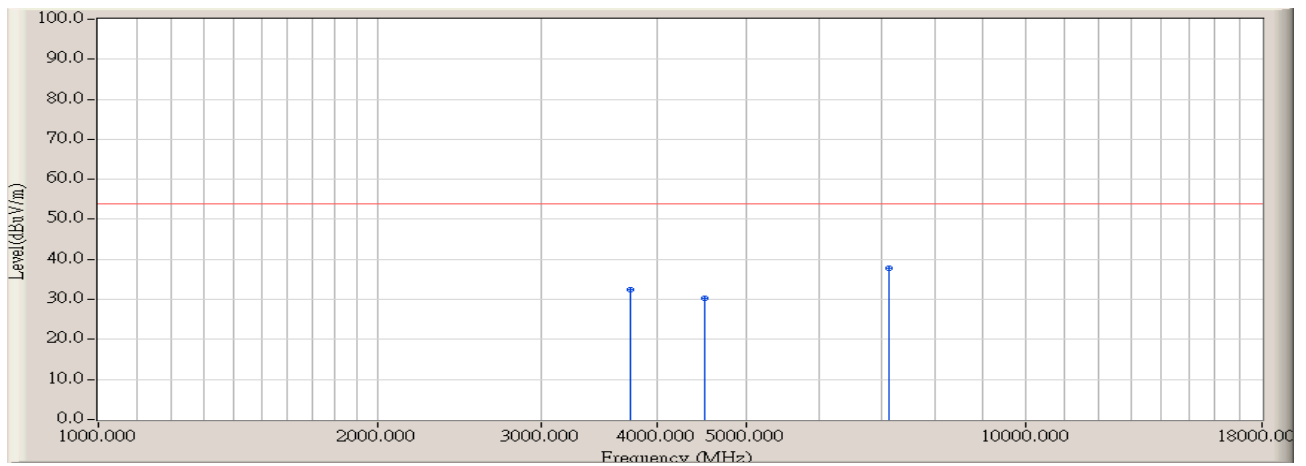
Engineer : Jame	
Site : AC-2 (3m Semi-Anechoic Chamber)	Time : 2008/12/02 - 10:21
Limit : FCC_SpartC_15.209_03M_PK	Margin : 0
EUT : Wireless-B/G/N 26dBm Network Mini PCI Adapter	Probe : BBHA9120D_496(1-18GHz) - VERTICAL
Power : AC 120V/60Hz	Note : Mode 2: Transmit by 802.11g (Chain 1X 010) at channel 2412 MHz



		Frequency (MHz)	Correct Factor (dB)	Reading Level (dBuV)	Measure Level (dBuV/m)	Margin (dB)	Limit (dBuV/m)	Detector Type	Ant Pos (cm)	Table Pos (deg)
1		3754.000	-0.210	46.610	46.400	-27.570	73.970	PEAK	153.000	45.600
2		4502.000	2.540	41.709	44.249	-29.721	73.970	PEAK	150.000	148.000
3	*	7137.000	12.900	39.040	51.940	-22.030	73.970	PEAK	162.000	12.300

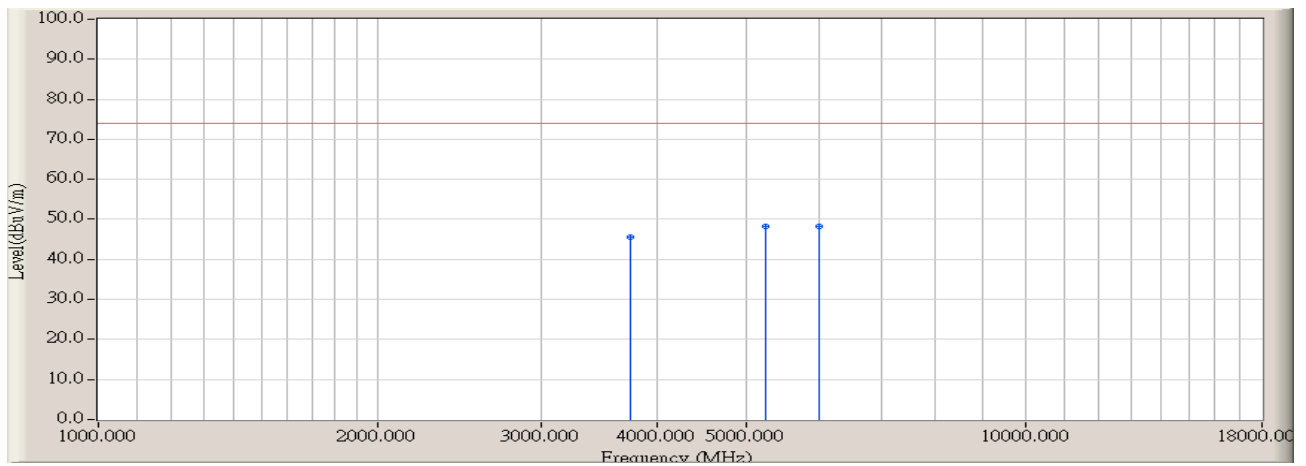


Engineer : Jame	
Site : AC-2 (3m Semi-Anechoic Chamber)	Time : 2008/12/02 - 10:21
Limit : FCC_SpartC_15.209_03M_AV	Margin : 0
EUT : Wireless-B/G/N 26dBm Network Mini PCI Adapter	Probe : BBHA9120D_496(1-18GHz) - VERTICAL
Power : AC 120V/60Hz	Note : Mode 2: Transmit by 802.11g (Chain 1X 010) at channel 2412 MHz



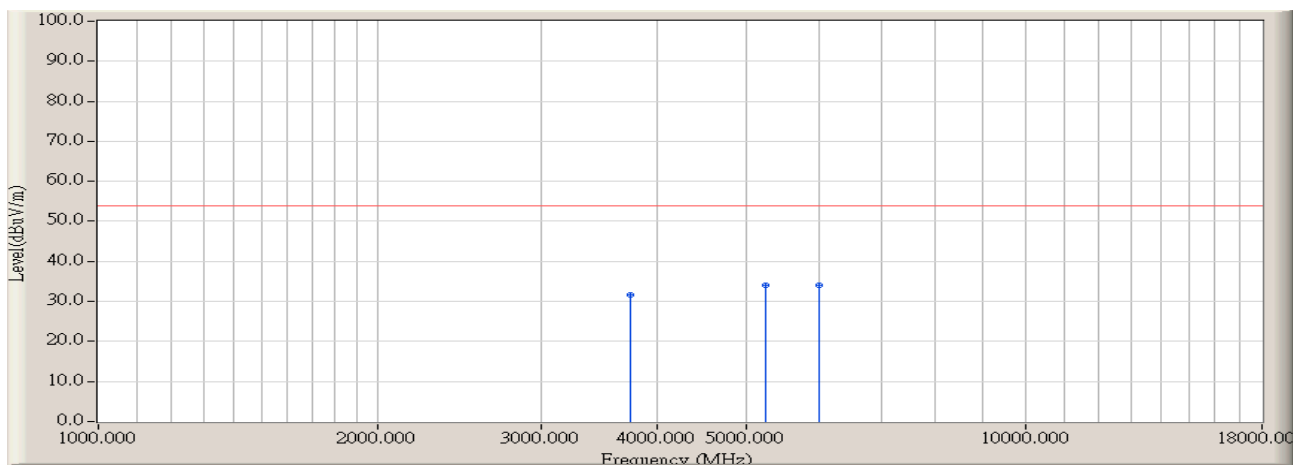
		Frequency (MHz)	Correct Factor (dB)	Reading Level (dBuV)	Measure Level (dBuV/m)	Margin (dB)	Limit (dBuV/m)	Detector Type	Ant Pos (cm)	Table Pos (deg)
1		3754.000	-0.210	32.520	32.310	-21.660	53.970	AVERAGE	153.000	45.600
2		4502.000	2.540	27.640	30.180	-23.790	53.970	AVERAGE	150.000	148.000
3	*	7137.000	12.900	25.030	37.930	-16.040	53.970	AVERAGE	162.000	12.300

Engineer : Jame	
Site : AC-2 (3m Semi-Anechoic Chamber)	Time : 2008/12/02 - 10:22
Limit : FCC_SpartC_15.209_03M_PK	Margin : 0
EUT : Wireless-B/G/N 26dBm Network Mini PCI Adapter	Probe : BBHA9120D_496(1-18GHz) - HORIZONTAL
Power : AC 120V/60Hz	Note : Mode 2: Transmit by 802.11g (Chain 1X 010) at channel 2412 MHz



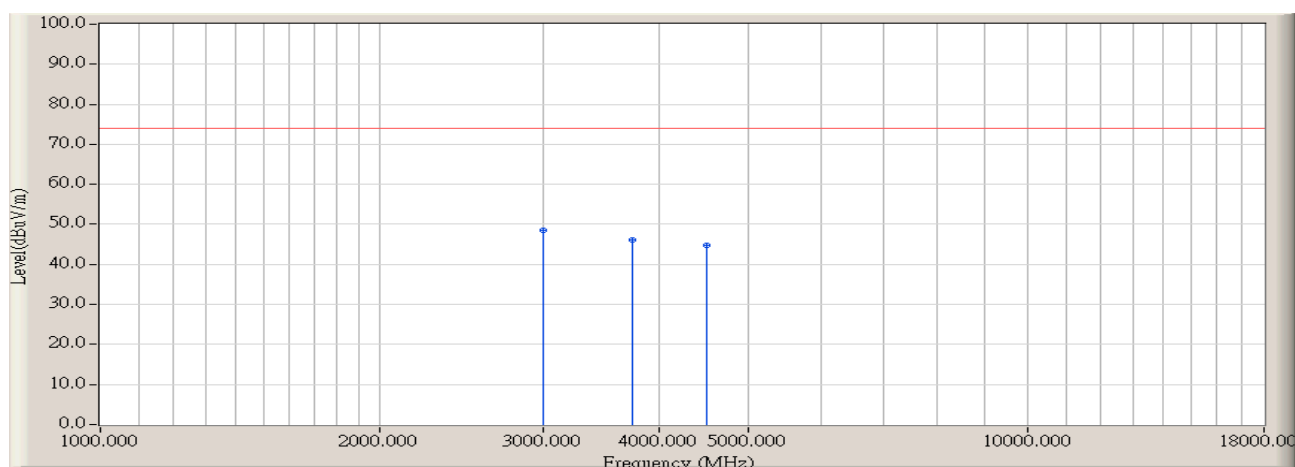
		Frequency (MHz)	Correct Factor (dB)	Reading Level (dBuV)	Measure Level (dBuV/m)	Margin (dB)	Limit (dBuV/m)	Detector Type	Ant Pos (cm)	Table Pos (deg)
1		3754.000	-0.210	45.829	45.619	-28.351	73.970	PEAK	150.000	36.000
2	*	5250.000	3.970	44.288	48.258	-25.712	73.970	PEAK	146.000	157.000
3		5998.000	5.740	42.417	48.157	-25.813	73.970	PEAK	146.000	155.000

Engineer : Jame	
Site : AC-2 (3m Semi-Anechoic Chamber)	Time : 2008/12/02 - 10:22
Limit : FCC_SpartC_15.209_03M_AV	Margin : 0
EUT : Wireless-B/G/N 26dBm Network Mini PCI Adapter	Probe : BBHA9120D_496(1-18GHz) - HORIZONTAL
Power : AC 120V/60Hz	Note : Mode 2: Transmit by 802.11g (Chain 1X 010) at channel 2437 MHz



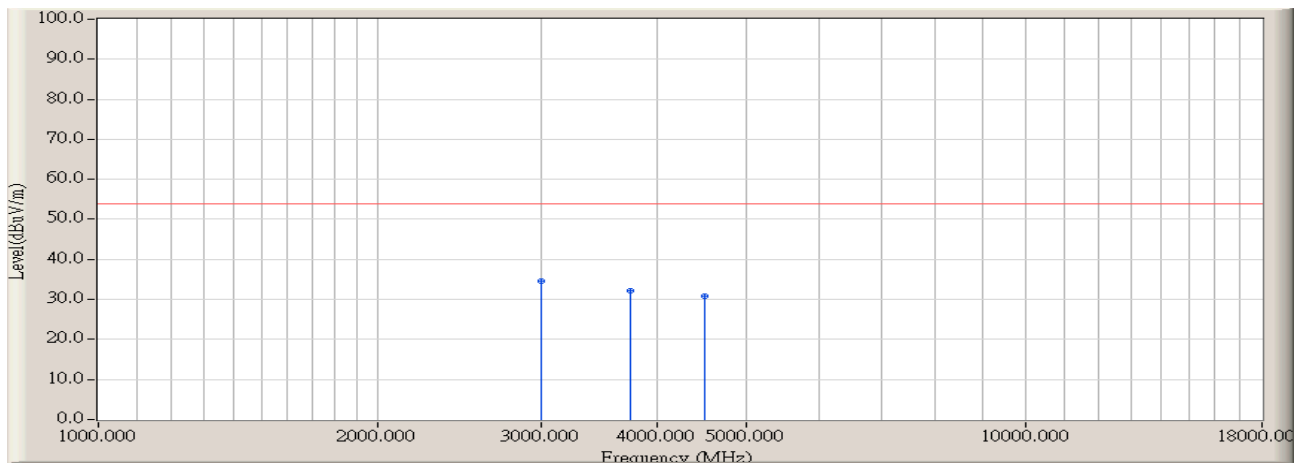
		Frequency (MHz)	Correct Factor (dB)	Reading Level (dBuV)	Measure Level (dBuV/m)	Margin (dB)	Limit (dBuV/m)	Detector Type	Ant Pos (cm)	Table Pos (deg)
1		3754.000	-0.210	31.840	31.630	-22.340	53.970	AVERAGE	150.000	36.000
2	*	5250.000	3.970	30.210	34.180	-19.790	53.970	AVERAGE	146.000	157.000
3		5998.000	5.740	28.320	34.060	-19.910	53.970	AVERAGE	146.000	155.000

Engineer : Jame	
Site : AC-2 (3m Semi-Anechoic Chamber)	Time : 2008/12/02 - 10:22
Limit : FCC_SpartC_15.209_03M_PK	Margin : 0
EUT : Wireless-B/G/N 26dBm Network Mini PCI Adapter	Probe : BBHA9120D_496(1-18GHz) - VERTICAL
Power : AC 120V/60Hz	Note : Mode 2: Transmit by 802.11g (Chain 1X 010) at channel 2437 MHz



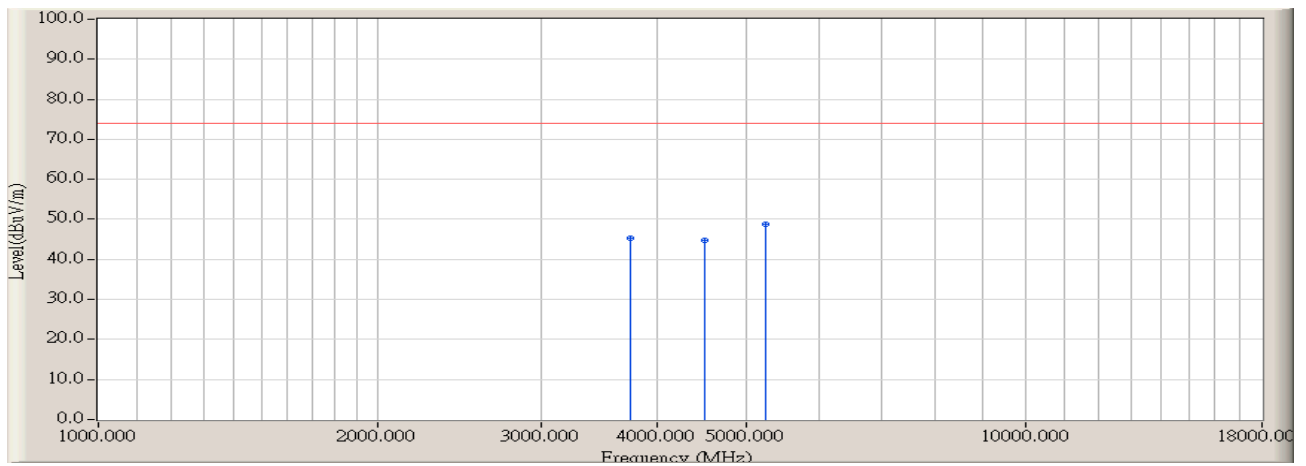
		Frequency (MHz)	Correct Factor (dB)	Reading Level (dBuV)	Measure Level (dBuV/m)	Margin (dB)	Limit (dBuV/m)	Detector Type	Ant Pos (cm)	Table Pos (deg)
1	*	3006.000	-1.840	50.423	48.583	-25.387	73.970	PEAK	144.000	154.000
2		3754.000	-0.210	46.454	46.244	-27.726	73.970	PEAK	164.000	178.000
3		4502.000	2.540	42.295	44.835	-29.135	73.970	PEAK	151.000	167.000

Engineer : Jame	
Site : AC-2 (3m Semi-Anechoic Chamber)	Time : 2008/12/02 - 10:22
Limit : FCC_SpartC_15.209_03M_AV	Margin : 0
EUT : Wireless-B/G/N 26dBm Network Mini PCI Adapter	Probe : BBHA9120D_496(1-18GHz) - VERTICAL
Power : AC 120V/60Hz	Note : Mode 2: Transmit by 802.11g (Chain 1X 010) at channel 2437 MHz



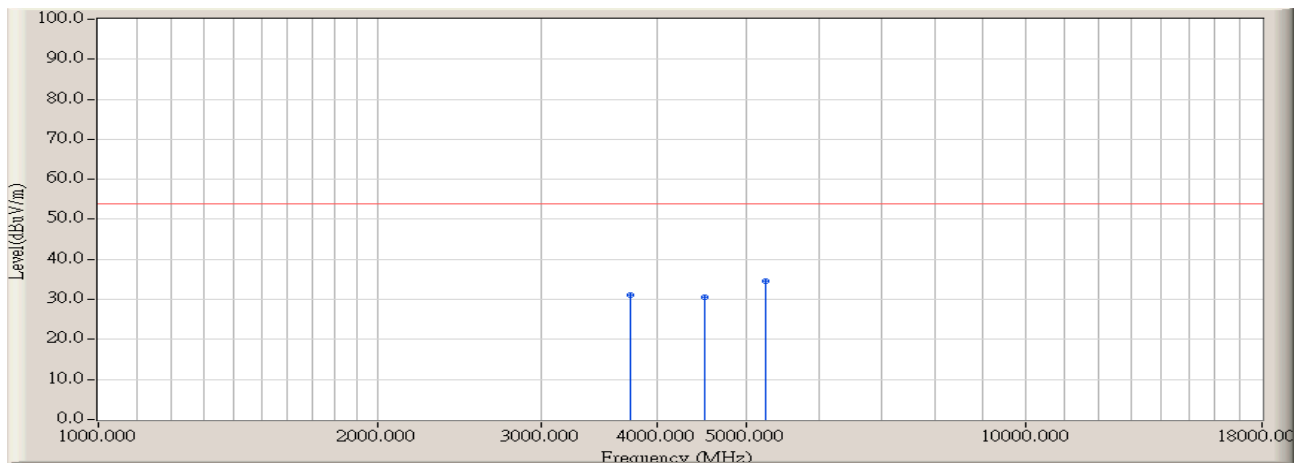
		Frequency (MHz)	Correct Factor (dB)	Reading Level (dBuV)	Measure Level (dBuV/m)	Margin (dB)	Limit (dBuV/m)	Detector Type	Ant Pos (cm)	Table Pos (deg)
1	*	3006.000	-1.840	36.320	34.480	-19.490	53.970	AVERAGE	144.000	154.000
2		3754.000	-0.210	32.430	32.220	-21.750	53.970	AVERAGE	164.000	178.000
3		4502.000	2.540	28.240	30.780	-23.190	53.970	AVERAGE	151.000	167.000

Engineer : Jame	
Site : AC-2 (3m Semi-Anechoic Chamber)	Time : 2008/12/02 - 10:23
Limit : FCC_SpartC_15.209_03M_PK	Margin : 0
EUT : Wireless-B/G/N 26dBm Network Mini PCI Adapter	Probe : BBHA9120D_496(1-18GHz) - HORIZONTAL
Power : AC 120V/60Hz	Note : Mode 2: Transmit by 802.11g (Chain 1X 010) at channel 2462 MHz



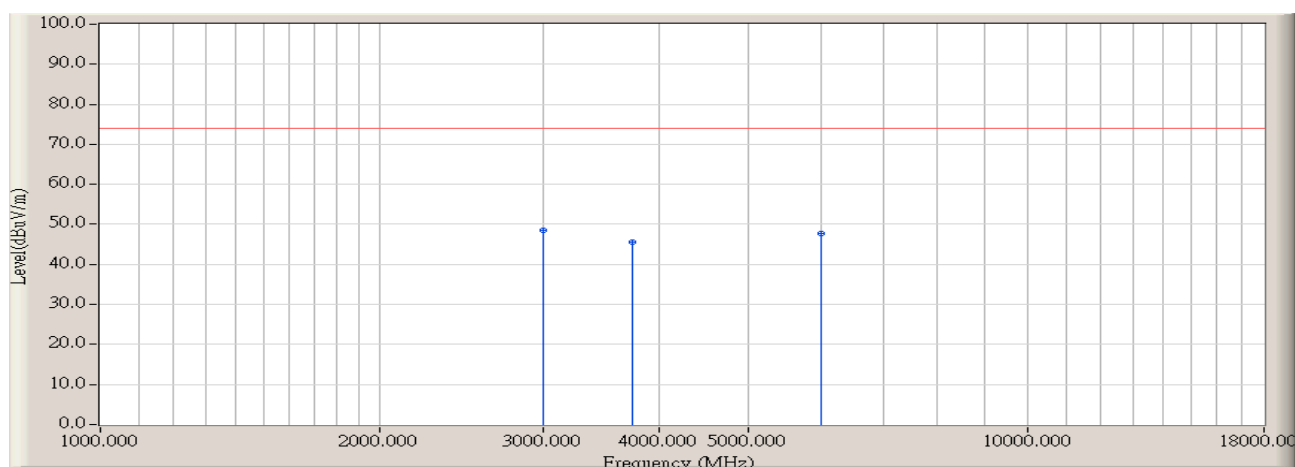
		Frequency (MHz)	Correct Factor (dB)	Reading Level (dBuV)	Measure Level (dBuV/m)	Margin (dB)	Limit (dBuV/m)	Detector Type	Ant Pos (cm)	Table Pos (deg)
1		3754.000	-0.210	45.468	45.258	-28.712	73.970	PEAK	144.000	149.000
2		4502.000	2.540	42.105	44.645	-29.325	73.970	PEAK	150.000	225.000
3	*	5250.000	3.970	44.713	48.683	-25.287	73.970	PEAK	123.000	145.000

Engineer : Jame	
Site : AC-2 (3m Semi-Anechoic Chamber)	Time : 2008/12/02 - 10:23
Limit : FCC_SpartC_15.209_03M_AV	Margin : 0
EUT : Wireless-B/G/N 26dBm Network Mini PCI Adapter	Probe : BBHA9120D_496(1-18GHz) - HORIZONTAL
Power : AC 120V/60Hz	Note : Mode 2: Transmit by 802.11g (Chain 1X 010) at channel 2462 MHz



		Frequency (MHz)	Correct Factor (dB)	Reading Level (dBuV)	Measure Level (dBuV/m)	Margin (dB)	Limit (dBuV/m)	Detector Type	Ant Pos (cm)	Table Pos (deg)
1		3754.000	-0.210	31.250	31.040	-22.930	53.970	AVERAGE	144.000	149.000
2		4502.000	2.540	28.030	30.570	-23.400	53.970	AVERAGE	150.000	225.000
3	*	5250.000	3.970	30.540	34.510	-19.460	53.970	AVERAGE	123.000	145.000

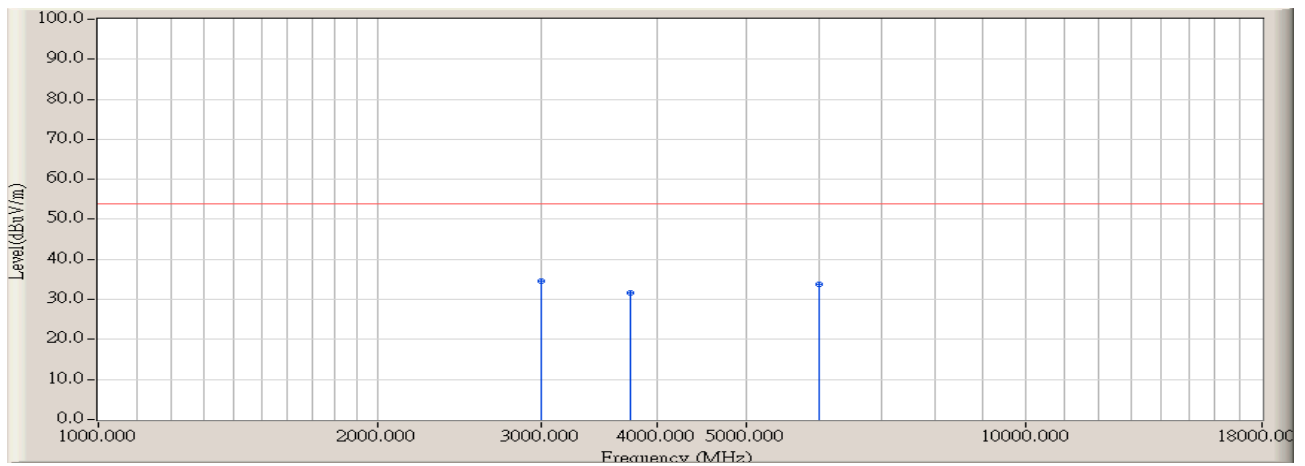
Engineer : Jame	
Site : AC-2 (3m Semi-Anechoic Chamber)	Time : 2008/12/02 - 10:23
Limit : FCC_SpartC_15.209_03M_PK	Margin : 0
EUT : Wireless-B/G/N 26dBm Network Mini PCI Adapter	Probe : BBHA9120D_496(1-18GHz) - VERTICAL
Power : AC 120V/60Hz	Note : Mode 2: Transmit by 802.11g (Chain 1X 010) at channel 2462 MHz



		Frequency (MHz)	Correct Factor (dB)	Reading Level (dBuV)	Measure Level (dBuV/m)	Margin (dB)	Limit (dBuV/m)	Detector Type	Ant Pos (cm)	Table Pos (deg)
1	*	3006.000	-1.840	50.356	48.516	-25.454	73.970	PEAK	144.000	149.000
2		3754.000	-0.210	45.819	45.609	-28.361	73.970	PEAK	150.000	225.000
3		5998.000	5.740	42.051	47.791	-26.179	73.970	PEAK	123.000	145.000

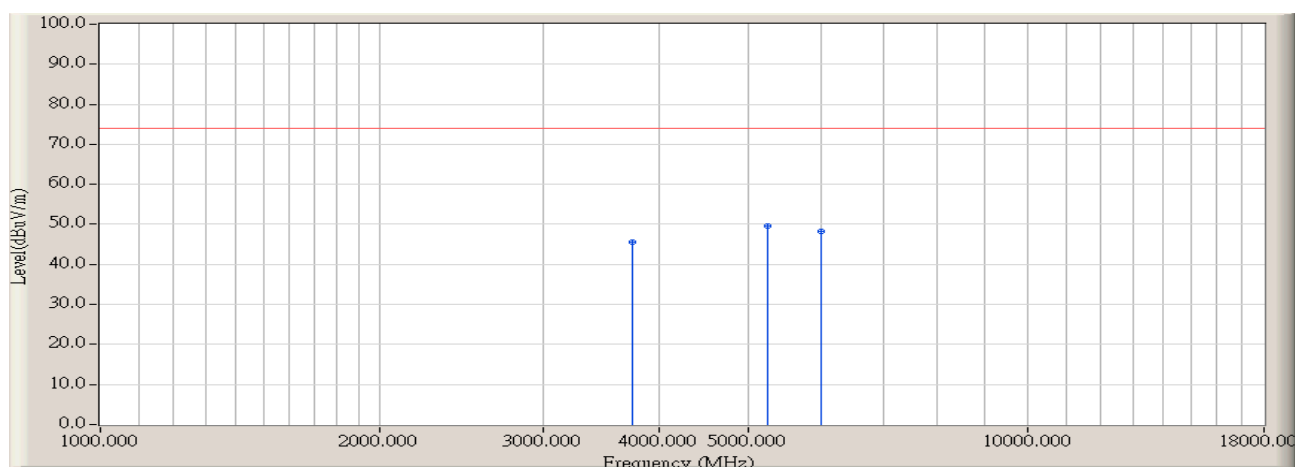


Engineer : Jame	
Site : AC-2 (3m Semi-Anechoic Chamber)	Time : 2008/12/02 - 10:23
Limit : FCC_SpartC_15.209_03M_AV	Margin : 0
EUT : Wireless-B/G/N 26dBm Network Mini PCI Adapter	Probe : BBHA9120D_496(1-18GHz) - VERTICAL
Power : AC 120V/60Hz	Note : Mode 2: Transmit by 802.11g (Chain 1X 010) at channel 2462 MHz



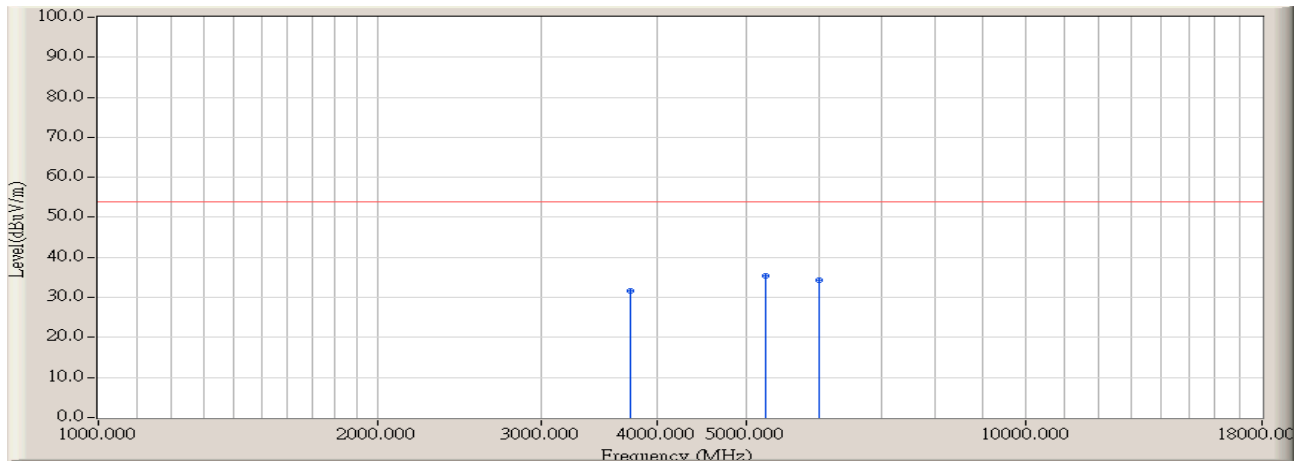
		Frequency (MHz)	Correct Factor (dB)	Reading Level (dBuV)	Measure Level (dBuV/m)	Margin (dB)	Limit (dBuV/m)	Detector Type	Ant Pos (cm)	Table Pos (deg)
1	*	3006.000	-1.840	36.320	34.480	-19.490	53.970	AVERAGE	144.000	201.000
2		3754.000	-0.210	31.740	31.530	-22.440	53.970	AVERAGE	165.000	114.000
3		5998.000	5.740	28.030	33.770	-20.200	53.970	AVERAGE	140.000	182.000

Engineer : Jame	
Site : AC-2 (3m Semi-Anechoic Chamber)	Time : 2008/12/02 - 10:25
Limit : FCC_SpartC_15.209_03M_PK	Margin : 0
EUT : Wireless-B/G/N 26dBm Network Mini PCI Adapter	Probe : BBHA9120D_496(1-18GHz) - HORIZONTAL
Power : AC 120V/60Hz	Note : Mode 3: Transmit by 802.11n(20MHz) (Chain 1X 010) at channel 2412 MHz



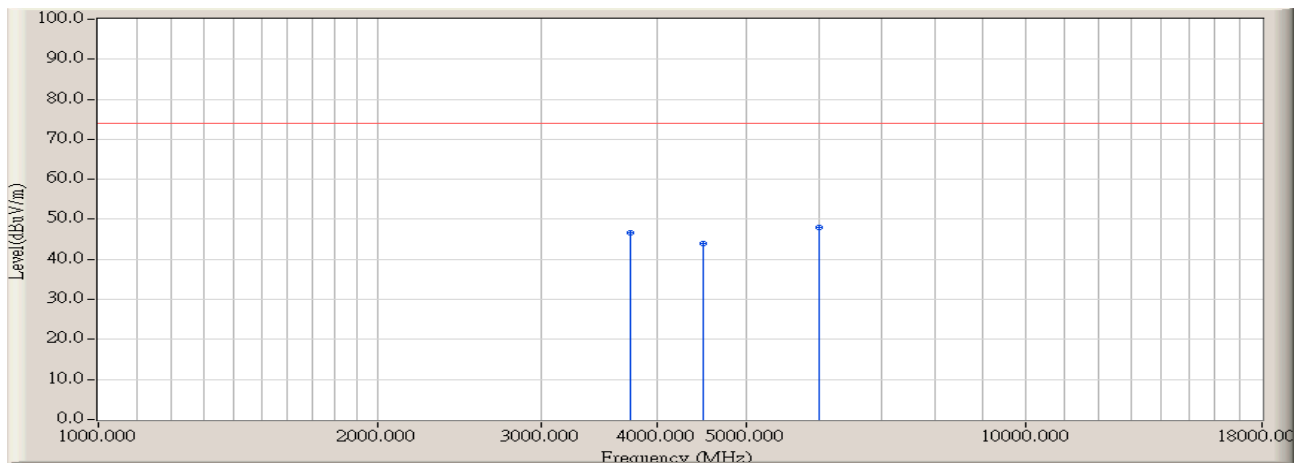
		Frequency (MHz)	Correct Factor (dB)	Reading Level (dBuV)	Measure Level (dBuV/m)	Margin (dB)	Limit (dBuV/m)	Detector Type	Ant Pos (cm)	Table Pos (deg)
1		3754.000	-0.210	45.911	45.701	-28.269	73.970	PEAK	150.000	125.600
2	*	5250.000	3.970	45.596	49.566	-24.404	73.970	PEAK	145.000	178.600
3		5998.000	5.740	42.539	48.279	-25.691	73.970	PEAK	150.000	145.300

Engineer : Jame	
Site : AC-2 (3m Semi-Anechoic Chamber)	Time : 2008/12/02 - 10:25
Limit : FCC_SpartC_15.209_03M_AV	Margin : 0
EUT : Wireless-B/G/N 26dBm Network Mini PCI Adapter	Probe : BBHA9120D_496(1-18GHz) - HORIZONTAL
Power : AC 120V/60Hz	Note : Mode 3: Transmit by 802.11n(20MHz) (Chain 1X 010) at channel 2412 MHz



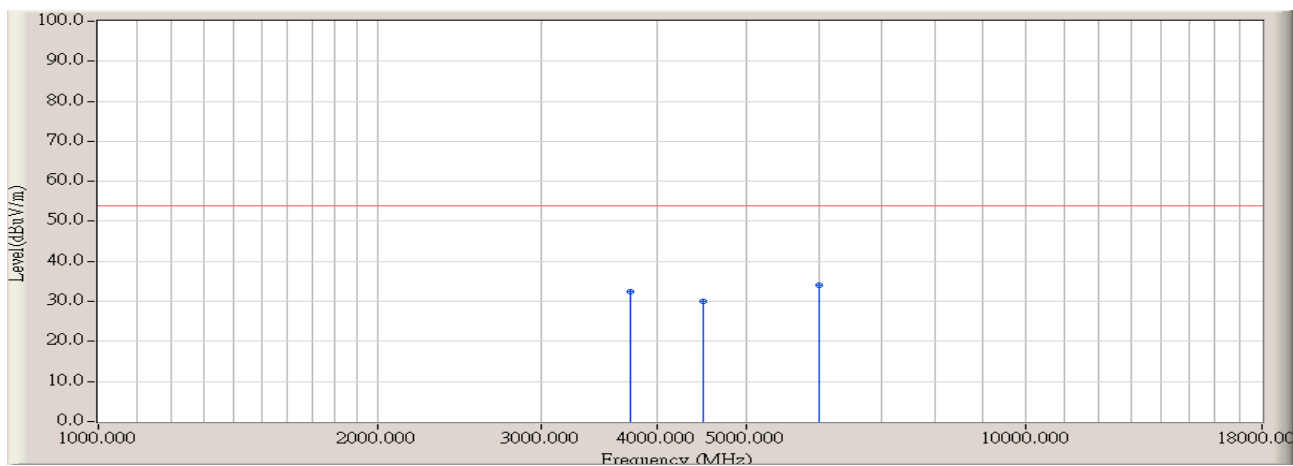
		Frequency (MHz)	Correct Factor (dB)	Reading Level (dBuV)	Measure Level (dBuV/m)	Margin (dB)	Limit (dBuV/m)	Detector Type	Ant Pos (cm)	Table Pos (deg)
1		3754.000	-0.210	31.850	31.640	-22.330	53.970	AVERAGE	150.000	125.600
2	*	5250.000	3.970	31.450	35.420	-18.550	53.970	AVERAGE	145.000	178.600
3		5998.000	5.740	28.610	34.350	-19.620	53.970	AVERAGE	150.000	145.300

Engineer : Jame	
Site : AC-2 (3m Semi-Anechoic Chamber)	Time : 2008/12/02 - 10:25
Limit : FCC_SpartC_15.209_03M_PK	Margin : 0
EUT : Wireless-B/G/N 26dBm Network Mini PCI Adapter	Probe : BBHA9120D_496(1-18GHz) - VERTICAL
Power : AC 120V/60Hz	Note : Mode 3: Transmit by 802.11n(20MHz) (Chain 1X 010) at channel 2412 MHz



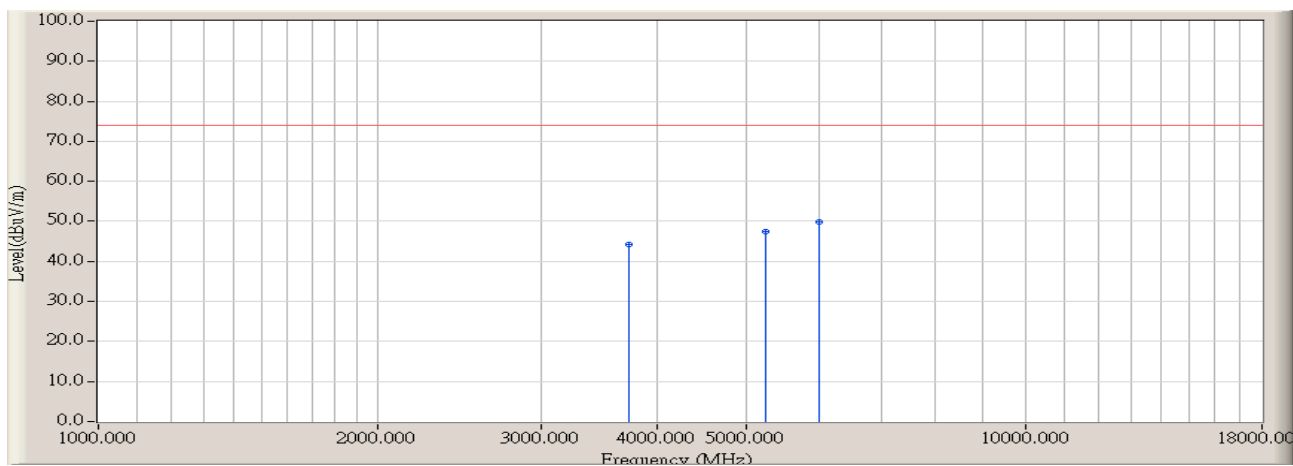
		Frequency (MHz)	Correct Factor (dB)	Reading Level (dBuV)	Measure Level (dBuV/m)	Margin (dB)	Limit (dBuV/m)	Detector Type	Ant Pos (cm)	Table Pos (deg)
1		3754.000	-0.210	46.752	46.542	-27.428	73.970	PEAK	124.000	128.000
2		4485.000	2.440	41.598	44.038	-29.932	73.970	PEAK	134.000	78.500
3	*	5998.000	5.740	42.359	48.099	-25.871	73.970	PEAK	145.000	166.000

Engineer : Jame	
Site : AC-2 (3m Semi-Anechoic Chamber)	Time : 2008/12/02 - 10:25
Limit : FCC_SpartC_15.209_03M_AV	Margin : 0
EUT : Wireless-B/G/N 26dBm Network Mini PCI Adapter	Probe : BBHA9120D_496(1-18GHz) - VERTICAL
Power : AC 120V/60Hz	Note : Mode 3: Transmit by 802.11n(20MHz) (Chain 1X 010) at channel 2412 MHz



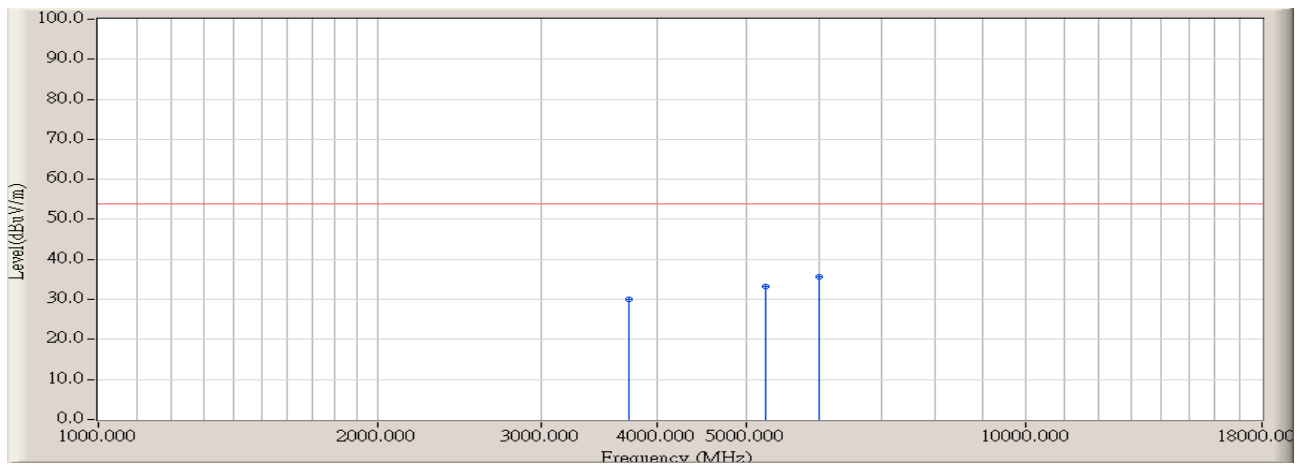
		Frequency (MHz)	Correct Factor (dB)	Reading Level (dBuV)	Measure Level (dBuV/m)	Margin (dB)	Limit (dBuV/m)	Detector Type	Ant Pos (cm)	Table Pos (deg)
1		3754.000	-0.210	32.560	32.350	-21.620	53.970	AVERAGE	124.000	128.000
2		4485.000	2.440	27.510	29.950	-24.020	53.970	AVERAGE	134.000	78.500
3	*	5998.000	5.740	28.310	34.050	-19.920	53.970	AVERAGE	145.000	166.000

Engineer : Jame	
Site : AC-2 (3m Semi-Anechoic Chamber)	Time : 2008/12/02 - 10:27
Limit : FCC_SpartC_15.209_03M_PK	Margin : 0
EUT : Wireless-B/G/N 26dBm Network Mini PCI Adapter	Probe : BBHA9120D_496(1-18GHz) - HORIZONTAL
Power : AC 120V/60Hz	Note : Mode 3: Transmit by 802.11n(20MHz) (Chain 1X 010) at channel 2437 MHz



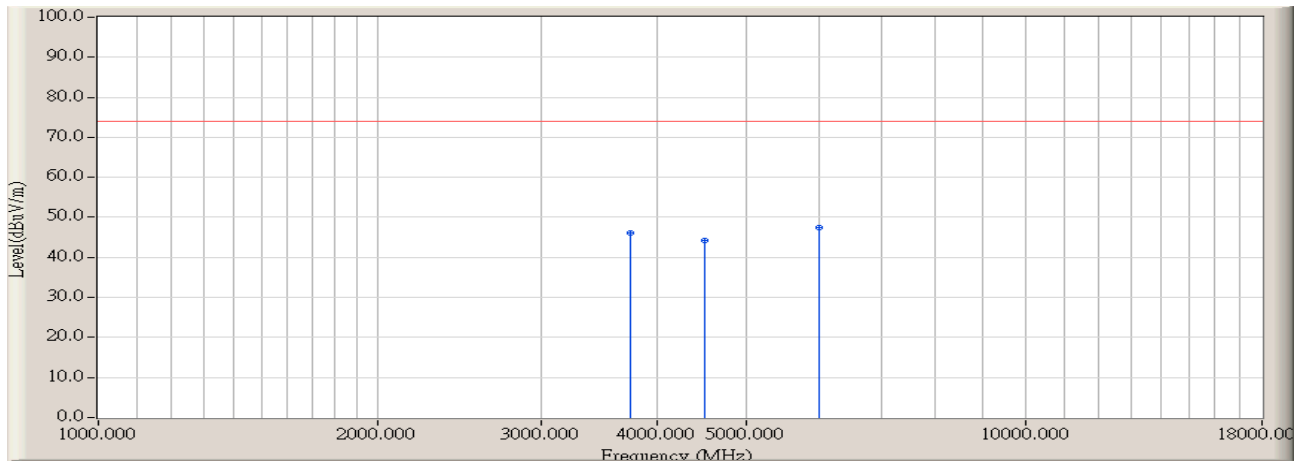
		Frequency (MHz)	Correct Factor (dB)	Reading Level (dBuV)	Measure Level (dBuV/m)	Margin (dB)	Limit (dBuV/m)	Detector Type	Ant Pos (cm)	Table Pos (deg)
1		3737.000	-0.280	44.420	44.140	-29.830	73.970	PEAK	124.000	256.000
2		5250.000	3.970	43.367	47.337	-26.633	73.970	PEAK	150.000	124.000
3	*	5998.000	5.740	44.040	49.780	-24.190	73.970	PEAK	134.000	125.000

Engineer : Jame	
Site : AC-2 (3m Semi-Anechoic Chamber)	Time : 2008/12/02 - 10:27
Limit : FCC_SpartC_15.209_03M_AV	Margin : 0
EUT : Wireless-B/G/N 26dBm Network Mini PCI Adapter	Probe : BBHA9120D_496(1-18GHz) - HORIZONTAL
Power : AC 120V/60Hz	Note : Mode 3: Transmit by 802.11n(20MHz) (Chain 1X 010) at channel 2437 MHz



		Frequency (MHz)	Correct Factor (dB)	Reading Level (dBuV)	Measure Level (dBuV/m)	Margin (dB)	Limit (dBuV/m)	Detector Type	Ant Pos (cm)	Table Pos (deg)
1		3737.000	-0.280	30.240	29.960	-24.	53.970	AVERAGE	124.000	256.000
2		5250.000	3.970	29.310	33.280	-20.690	53.970	AVERAGE	150.000	124.000
3	*	5998.000	5.740	30.050	35.790	-18.180	53.970	AVERAGE	134.000	125.000

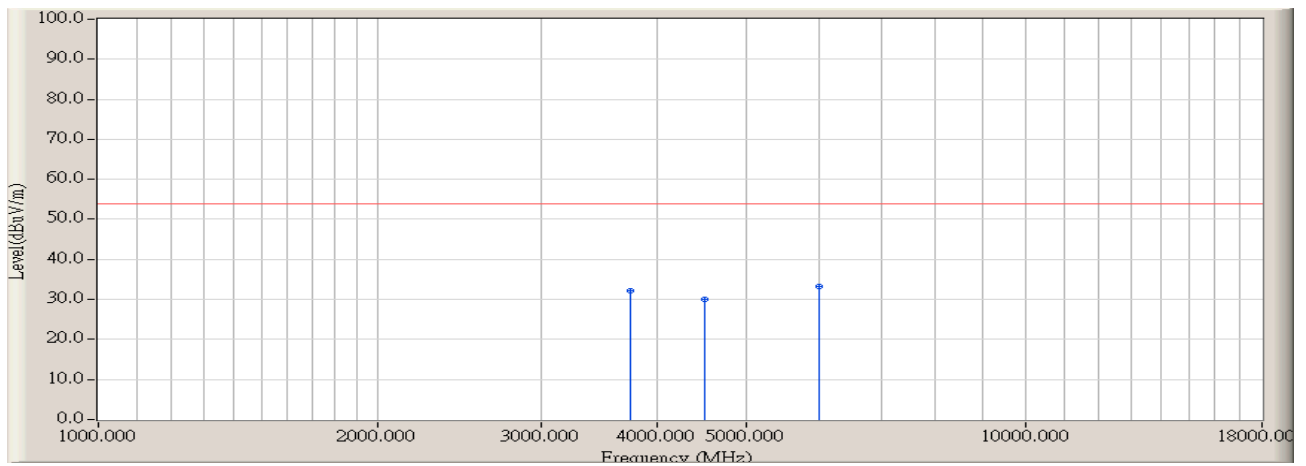
Engineer : Jame	
Site : AC-2 (3m Semi-Anechoic Chamber)	Time : 2008/12/02 - 10:27
Limit : FCC_SpartC_15.209_03M_PK	Margin : 0
EUT : Wireless-B/G/N 26dBm Network Mini PCI Adapter	Probe : BBHA9120D_496(1-18GHz) - VERTICAL
Power : AC 120V/60Hz	Note : Mode 3: Transmit by 802.11n(20MHz) (Chain 1X 010) at channel 2437 MHz



		Frequency (MHz)	Correct Factor (dB)	Reading Level (dBuV)	Measure Level (dBuV/m)	Margin (dB)	Limit (dBuV/m)	Detector Type	Ant Pos (cm)	Table Pos (deg)
1		3754.000	-0.210	46.291	46.081	-27.889	73.970	PEAK	143.000	345.000
2		4502.000	2.540	41.739	44.279	-29.691	73.970	PEAK	125.000	24.500
3	*	5998.000	5.740	41.636	47.376	-26.594	73.970	PEAK	150.000	124.000

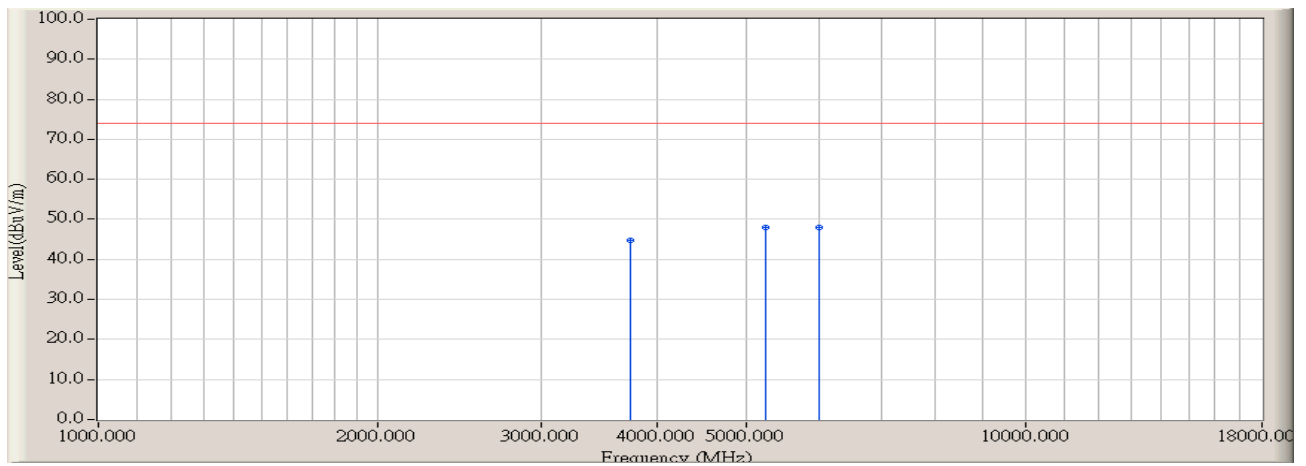


Engineer : Jame	
Site : AC-2 (3m Semi-Anechoic Chamber)	Time : 2008/12/02 - 10:27
Limit : FCC_SpartC_15.209_03M_AV	Margin : 0
EUT : Wireless-B/G/N 26dBm Network Mini PCI Adapter	Probe : BBHA9120D_496(1-18GHz) - VERTICAL
Power : AC 120V/60Hz	Note : Mode 3: Transmit by 802.11n(20MHz) (Chain 1X 010) at channel 2437 MHz



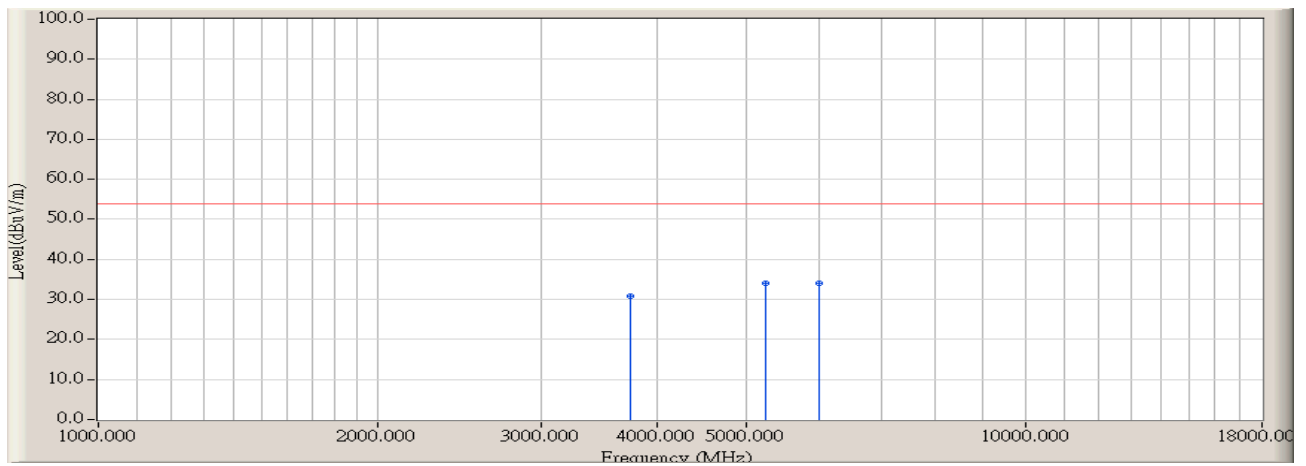
		Frequency (MHz)	Correct Factor (dB)	Reading Level (dBuV)	Measure Level (dBuV/m)	Margin (dB)	Limit (dBuV/m)	Detector Type	Ant Pos (cm)	Table Pos (deg)
1		3754.000	-0.210	32.280	32.070	-21.900	53.970	AVERAGE	143.000	345.000
2		4502.000	2.540	27.590	30.130	-23.840	53.970	AVERAGE	125.000	24.500
3	*	5998.000	5.740	27.600	33.340	-20.630	53.970	AVERAGE	150.000	124.000

Engineer : Jame	
Site : AC-2 (3m Semi-Anechoic Chamber)	Time : 2008/12/02 - 10:28
Limit : FCC_SpartC_15.209_03M_PK	Margin : 0
EUT : Wireless-B/G/N 26dBm Network Mini PCI Adapter	Probe : BBHA9120D_496(1-18GHz) - HORIZONTAL
Power : AC 120V/60Hz	Note : Mode 3: Transmit by 802.11n(20MHz) (Chain 1X 010) at channel 2462 MHz



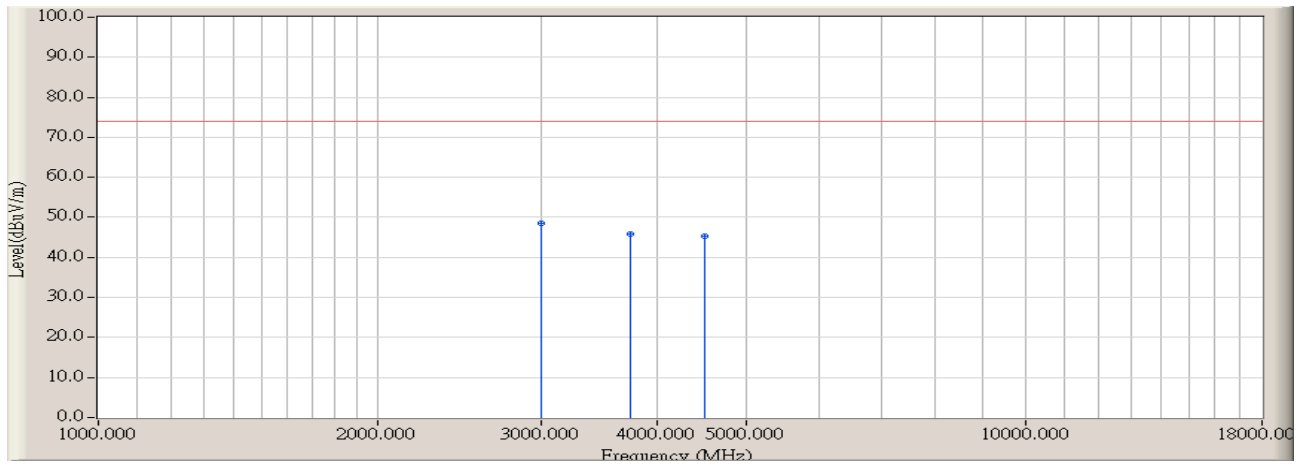
		Frequency (MHz)	Correct Factor (dB)	Reading Level (dBuV)	Measure Level (dBuV/m)	Margin (dB)	Limit (dBuV/m)	Detector Type	Ant Pos (cm)	Table Pos (deg)
1		3754.000	-0.210	45.050	44.840	-29.130	73.970	PEAK	144.000	124.000
2		5250.000	3.970	44.064	48.034	-25.936	73.970	PEAK	144.000	148.000
3	*	5998.000	5.740	42.316	48.056	-25.914	73.970	PEAK	166.000	25.000

Engineer : Jame	
Site : AC-2 (3m Semi-Anechoic Chamber)	Time : 2008/12/02 - 10:28
Limit : FCC_SpartC_15.209_03M_AV	Margin : 0
EUT : Wireless-B/G/N 26dBm Network Mini PCI Adapter	Probe : BBHA9120D_496(1-18GHz) - HORIZONTAL
Power : AC 120V/60Hz	Note : Mode 3: Transmit by 802.11n(20MHz) (Chain 1X 010) at channel 2462 MHz



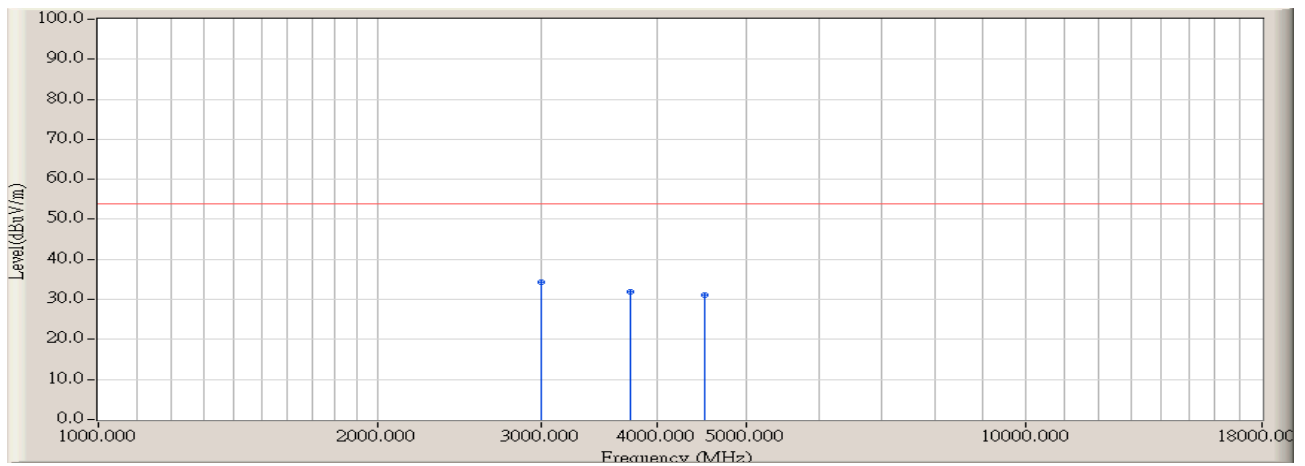
		Frequency (MHz)	Correct Factor (dB)	Reading Level (dBuV)	Measure Level (dBuV/m)	Margin (dB)	Limit (dBuV/m)	Detector Type	Ant Pos (cm)	Table Pos (deg)
1		3754.000	-0.210	31.020	30.810	-23.160	53.970	AVERAGE	144.000	124.000
2	*	5250.000	3.970	30.050	34.020	-19.950	53.970	AVERAGE	144.000	148.000
3		5998.000	5.740	28.280	34.020	-19.950	53.970	AVERAGE	166.000	25.000

Engineer : Jame	
Site : AC-2 (3m Semi-Anechoic Chamber)	Time : 2008/12/03 - 09:12
Limit : FCC_SpartC_15.209_03M_PK	Margin : 0
EUT : Wireless-B/G/N 26dBm Network Mini PCI Adapter	Probe : BBHA9120D_496(1-18GHz) - VERTICAL
Power : AC 120V/60Hz	Note : Mode 3: Transmit by 802.11n(20MHz) (Chain 1X 010) at channel 2462 MHz



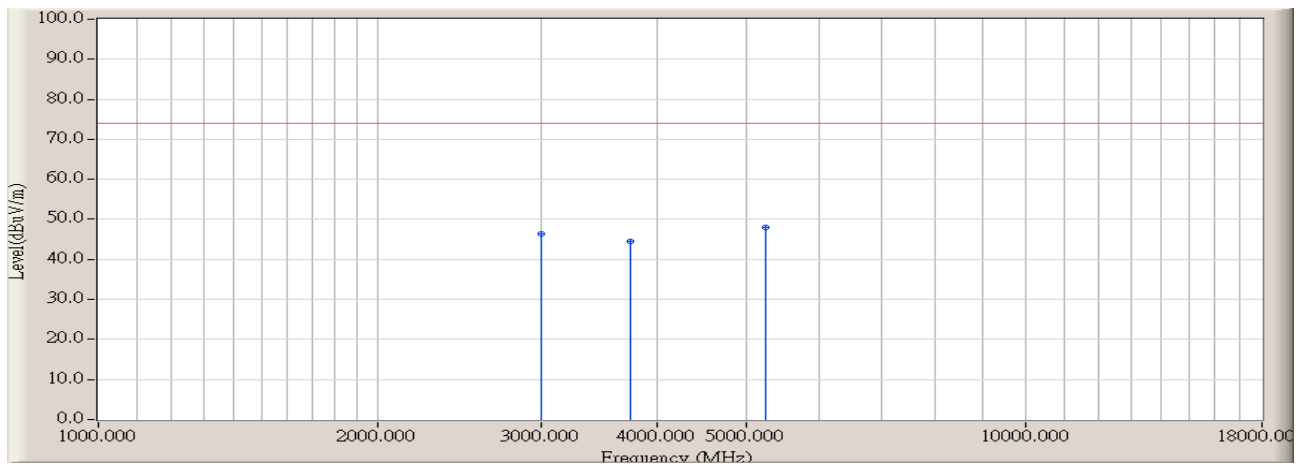
		Frequency (MHz)	Correct Factor (dB)	Reading Level (dBuV)	Measure Level (dBuV/m)	Margin (dB)	Limit (dBuV/m)	Detector Type	Ant Pos (cm)	Table Pos (deg)
1	*	3006.000	-1.840	50.232	48.392	-25.578	73.970	PEAK	153.000	45.600
2		3754.000	-0.210	46.092	45.882	-28.088	73.970	PEAK	150.000	148.000
3		4502.000	2.540	42.775	45.315	-28.655	73.970	PEAK	162.000	12.300

Engineer : Jame	
Site : AC-2 (3m Semi-Anechoic Chamber)	Time : 2008/12/03 - 09:12
Limit : FCC_SpartC_15.209_03M_AV	Margin : 0
EUT : Wireless-B/G/N 26dBm Network Mini PCI Adapter	Probe : BBHA9120D_496(1-18GHz) - VERTICAL
Power : AC 120V/60Hz	Note : Mode 3: Transmit by 802.11n(20MHz) (Chain 1X 010) at channel 2462 MHz



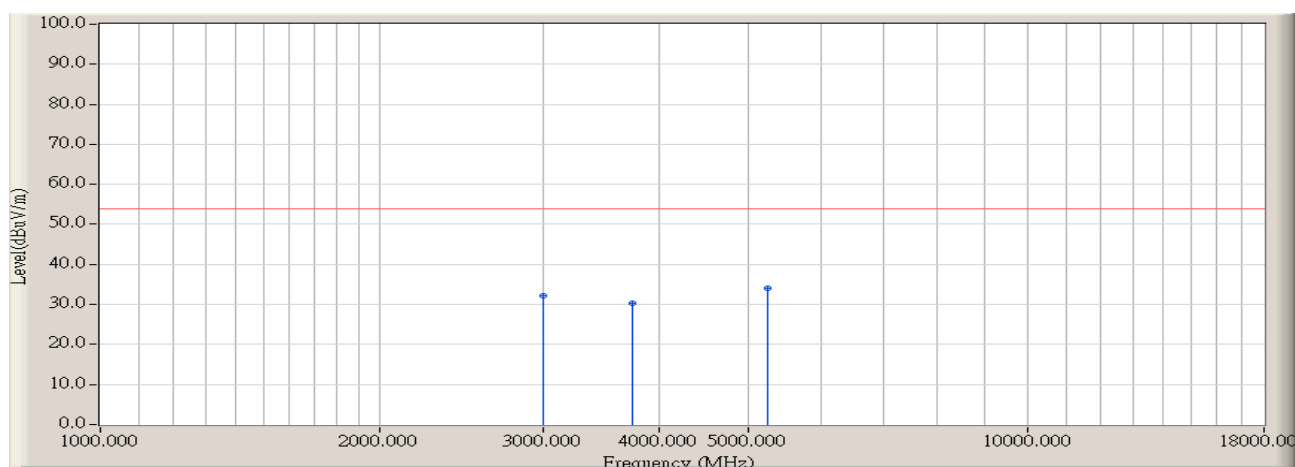
		Frequency (MHz)	Correct Factor (dB)	Reading Level (dBuV)	Measure Level (dBuV/m)	Margin (dB)	Limit (dBuV/m)	Detector Type	Ant Pos (cm)	Table Pos (deg)
1	*	3006.000	-1.840	36.120	34.280	-19.690	53.970	AVERAGE	153.000	45.600
2		3754.000	-0.210	32.020	31.810	-22.160	53.970	AVERAGE	150.000	148.000
3		4502.000	2.540	28.640	31.180	-22.790	53.970	AVERAGE	162.000	12.300

Engineer : Jame	
Site : AC-2 (3m Semi-Anechoic Chamber)	Time : 2008/12/03 - 09:13
Limit : FCC_SpartC_15.209_03M_PK	Margin : 0
EUT : Wireless-B/G/N 26dBm Network Mini PCI Adapter	Probe : BBHA9120D_496(1-18GHz) - HORIZONTAL
Power : AC 120V/60Hz	Note : Mode 4: Transmit by 802.11n(40MHz) (Chain 1X 010) at channel 2422 MHz



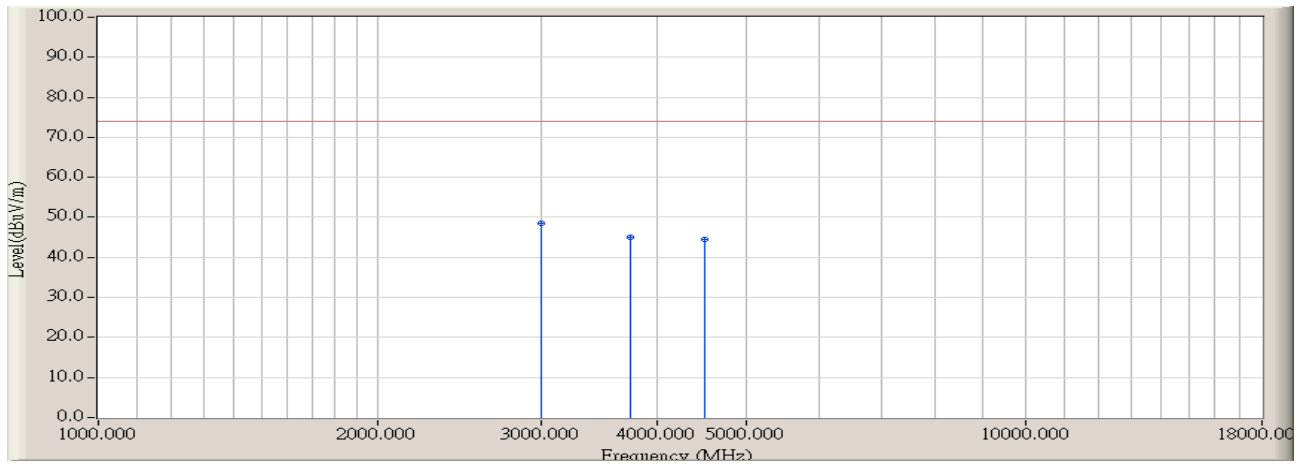
		Frequency (MHz)	Correct Factor (dB)	Reading Level (dBuV)	Measure Level (dBuV/m)	Margin (dB)	Limit (dBuV/m)	Detector Type	Ant Pos (cm)	Table Pos (deg)
1		3006.000	-1.840	48.163	46.323	-27.647	73.970	PEAK	150.000	36.000
2		3754.000	-0.210	44.622	44.412	-29.558	73.970	PEAK	146.000	157.000
3	*	5250.000	3.970	44.153	48.123	-25.847	73.970	PEAK	146.000	155.000

Engineer : Jame	
Site : AC-2 (3m Semi-Anechoic Chamber)	Time : 2008/12/03 - 09:13
Limit : FCC_SpartC_15.209_03M_AV	Margin : 0
EUT : Wireless-B/G/N 26dBm Network Mini PCI Adapter	Probe : BBHA9120D_496(1-18GHz) - HORIZONTAL
Power : AC 120V/60Hz	Note : Mode 4: Transmit by 802.11n(40MHz) (Chain 1X 010) at channel 2422 MHz



		Frequency (MHz)	Correct Factor (dB)	Reading Level (dBuV)	Measure Level (dBuV/m)	Margin (dB)	Limit (dBuV/m)	Detector Type	Ant Pos (cm)	Table Pos (deg)
1		3006.000	-1.840	34.020	32.180	-21.790	53.970	AVERAGE	150.000	36.000
2		3754.000	-0.210	30.560	30.350	-23.620	53.970	AVERAGE	146.000	157.000
3	*	5250.000	3.970	30.130	34.100	-19.870	53.970	AVERAGE	146.000	155.000

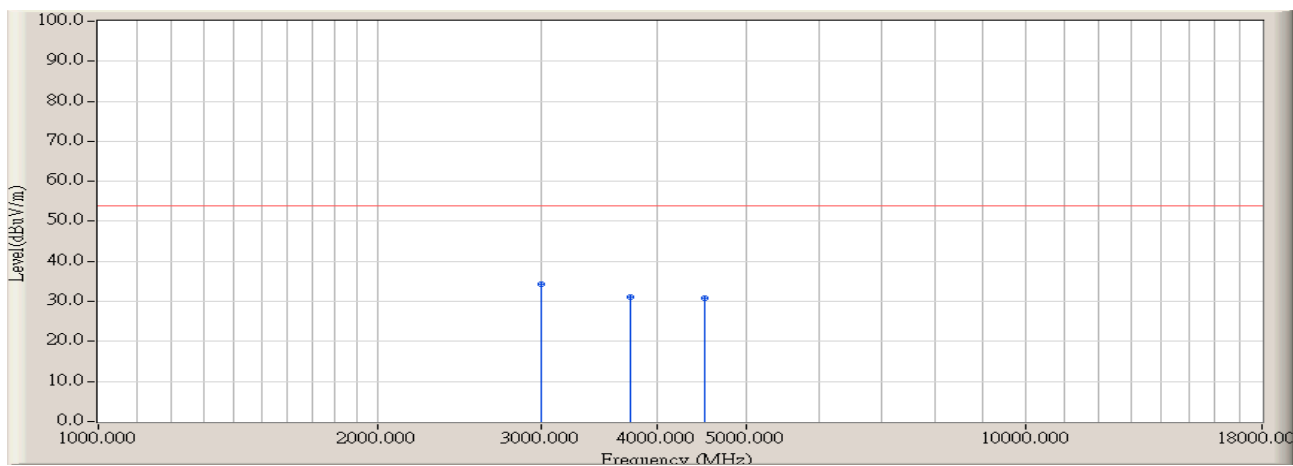
Engineer : Jame	
Site : AC-2 (3m Semi-Anechoic Chamber)	Time : 2008/12/03 - 09:14
Limit : FCC_SpartC_15.209_03M_PK	Margin : 0
EUT : Wireless-B/G/N 26dBm Network Mini PCI Adapter	Probe : BBHA9120D_496(1-18GHz) - VERTICAL
Power : AC 120V/60Hz	Note : Mode 4: Transmit by 802.11n(40MHz) (Chain 1X 010) at channel 2422 MHz



		Frequency (MHz)	Correct Factor (dB)	Reading Level (dBuV)	Measure Level (dBuV/m)	Margin (dB)	Limit (dBuV/m)	Detector Type	Ant Pos (cm)	Table Pos (deg)
1	*	3006.000	-1.840	50.369	48.529	-25.441	73.970	PEAK	144.000	154.000
2		3754.000	-0.210	45.201	44.991	-28.979	73.970	PEAK	164.000	178.000
3		4502.000	2.540	42.035	44.575	-29.395	73.970	PEAK	151.000	167.000

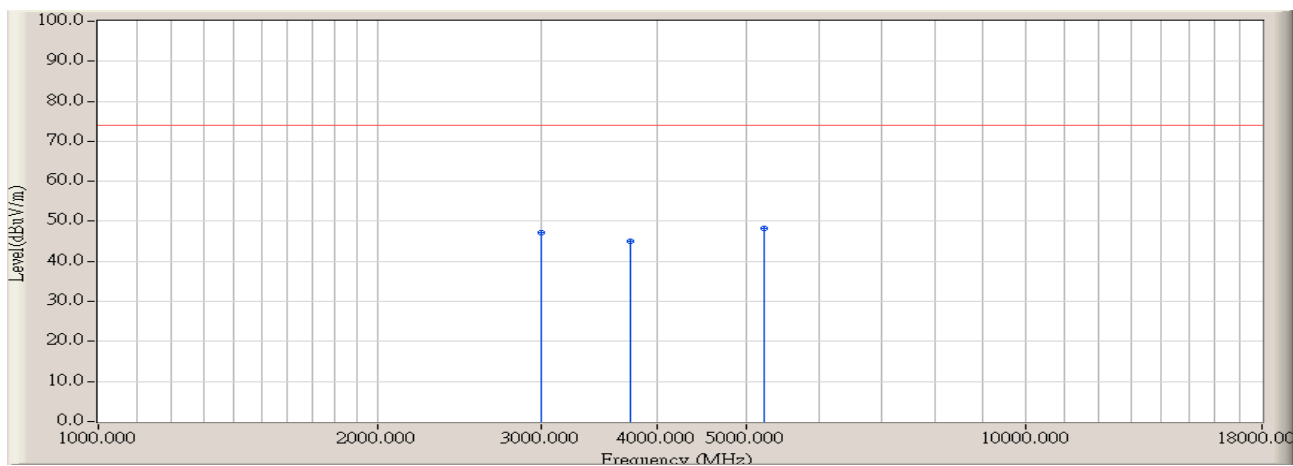


Engineer : Jame	
Site : AC-2 (3m Semi-Anechoic Chamber)	Time : 2008/12/03 - 09:14
Limit : FCC_SpartC_15.209_03M_AV	Margin : 0
EUT : Wireless-B/G/N 26dBm Network Mini PCI Adapter	Probe : BBHA9120D_496(1-18GHz) - VERTICAL
Power : AC 120V/60Hz	Note : Mode 4: Transmit by 802.11n(40MHz) (Chain 1X 010) at channel 2422 MHz



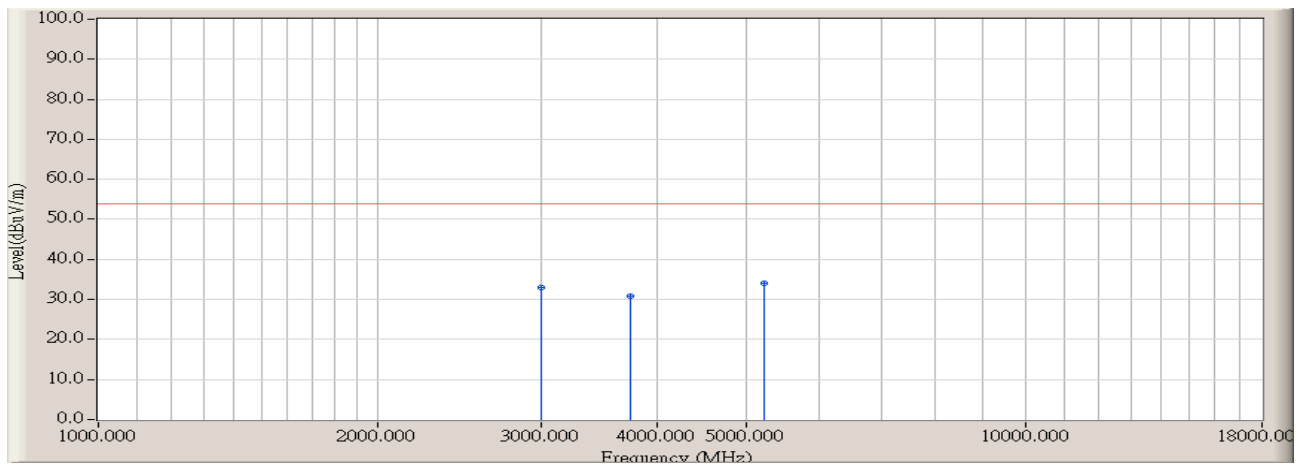
		Frequency (MHz)	Correct Factor (dB)	Reading Level (dBuV)	Measure Level (dBuV/m)	Margin (dB)	Limit (dBuV/m)	Detector Type	Ant Pos (cm)	Table Pos (deg)
1	*	3006.000	-1.840	36.250	34.410	-19.560	53.970	AVERAGE	144.000	154.000
2		3754.000	-0.210	31.200	30.990	-22.980	53.970	AVERAGE	164.000	178.000
3		4502.000	2.540	28.190	30.730	-23.240	53.970	AVERAGE	151.000	167.000

Engineer : Jame	
Site : AC-2 (3m Semi-Anechoic Chamber)	Time : 2008/12/03 - 09:15
Limit : FCC_SpartC_15.209_03M_PK	Margin : 0
EUT : Wireless-B/G/N 26dBm Network Mini PCI Adapter	Probe : BBHA9120D_496(1-18GHz) - HORIZONTAL
Power : AC 120V/60Hz	Note : Mode 4: Transmit by 802.11n(40MHz) (Chain 1X 010) at channel 2437 MHz



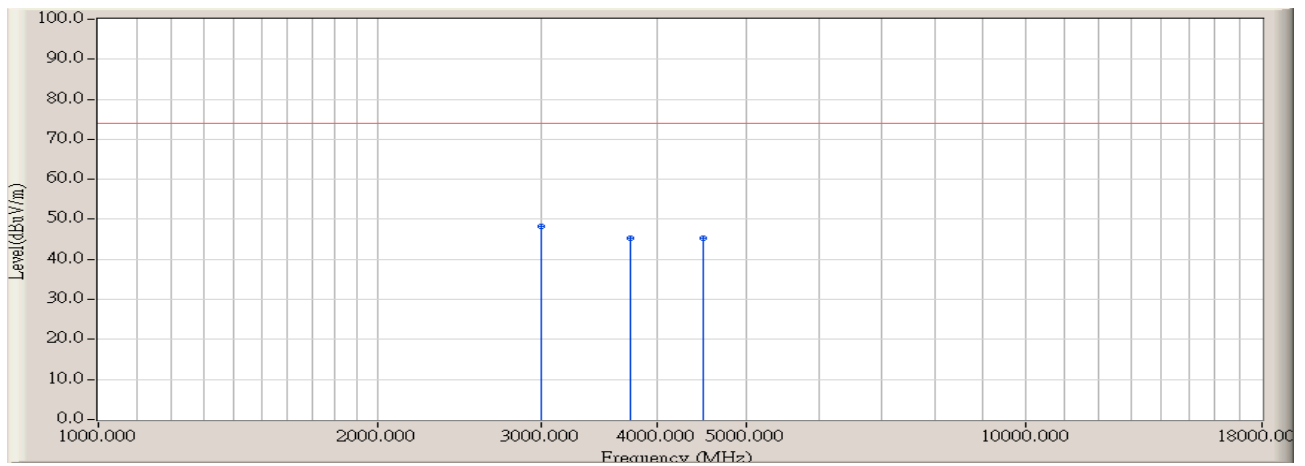
		Frequency (MHz)	Correct Factor (dB)	Reading Level (dBuV)	Measure Level (dBuV/m)	Margin (dB)	Limit (dBuV/m)	Detector Type	Ant Pos (cm)	Table Pos (deg)
1		3006.000	-1.840	48.952	47.112	-26.858	73.970	PEAK	144.000	149.000
2		3754.000	-0.210	45.184	44.974	-28.996	73.970	PEAK	150.000	225.000
3	*	5233.000	4.040	44.175	48.215	-25.755	73.970	PEAK	123.000	145.000

Engineer : Jame	
Site : AC-2 (3m Semi-Anechoic Chamber)	Time : 2008/12/03 - 09:15
Limit : FCC_SpartC_15.209_03M_AV	Margin : 0
EUT : Wireless-B/G/N 26dBm Network Mini PCI Adapter	Probe : BBHA9120D_496(1-18GHz) - HORIZONTAL
Power : AC 120V/60Hz	Note : Mode 4: Transmit by 802.11n(40MHz) (Chain 1X 010) at channel 2437 MHz



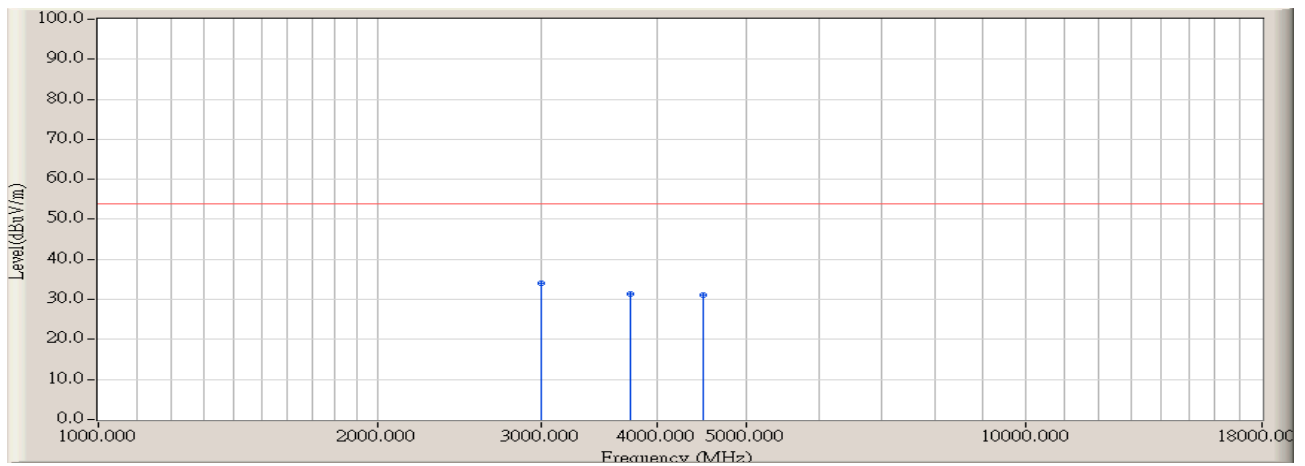
		Frequency (MHz)	Correct Factor (dB)	Reading Level (dBuV)	Measure Level (dBuV/m)	Margin (dB)	Limit (dBuV/m)	Detector Type	Ant Pos (cm)	Table Pos (deg)
1		3006.000	-1.840	34.860	33.020	-20.950	53.970	AVERAGE	144.000	149.000
2		3754.000	-0.210	31.150	30.940	-23.030	53.970	AVERAGE	150.000	225.000
3	*	5233.000	4.040	30.140	34.180	-19.790	53.970	AVERAGE	123.000	145.000

Engineer : Jame	
Site : AC-2 (3m Semi-Anechoic Chamber)	Time : 2008/12/03 - 09:16
Limit : FCC_SpartC_15.209_03M_PK	Margin : 0
EUT : Wireless-B/G/N 26dBm Network Mini PCI Adapter	Probe : BBHA9120D_496(1-18GHz) - VERTICAL
Power : AC 120V/60Hz	Note : Mode 4: Transmit by 802.11n(40MHz) (Chain 1X 010) at channel 2437 MHz



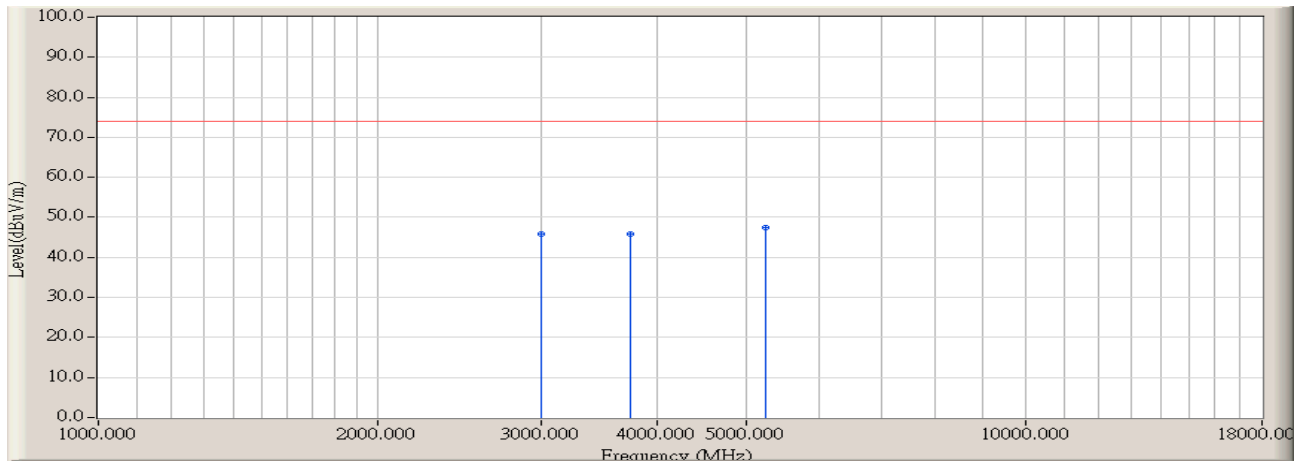
		Frequency (MHz)	Correct Factor (dB)	Reading Level (dBuV)	Measure Level (dBuV/m)	Margin (dB)	Limit (dBuV/m)	Detector Type	Ant Pos (cm)	Table Pos (deg)
1	*	3006.000	-1.840	50.203	48.363	-25.607	73.970	PEAK	144.000	149.000
2		3754.000	-0.210	45.618	45.408	-28.562	73.970	PEAK	150.000	225.000
3		4485.000	2.440	42.818	45.258	-28.712	73.970	PEAK	123.000	145.000

Engineer : Jame	
Site : AC-2 (3m Semi-Anechoic Chamber)	Time : 2008/12/03 - 09:16
Limit : FCC_SpartC_15.209_03M_AV	Margin : 0
EUT : Wireless-B/G/N 26dBm Network Mini PCI Adapter	Probe : BBHA9120D_496(1-18GHz) - VERTICAL
Power : AC 120V/60Hz	Note : Mode 4: Transmit by 802.11n(40MHz) (Chain 1X 010) at channel 2437 MHz



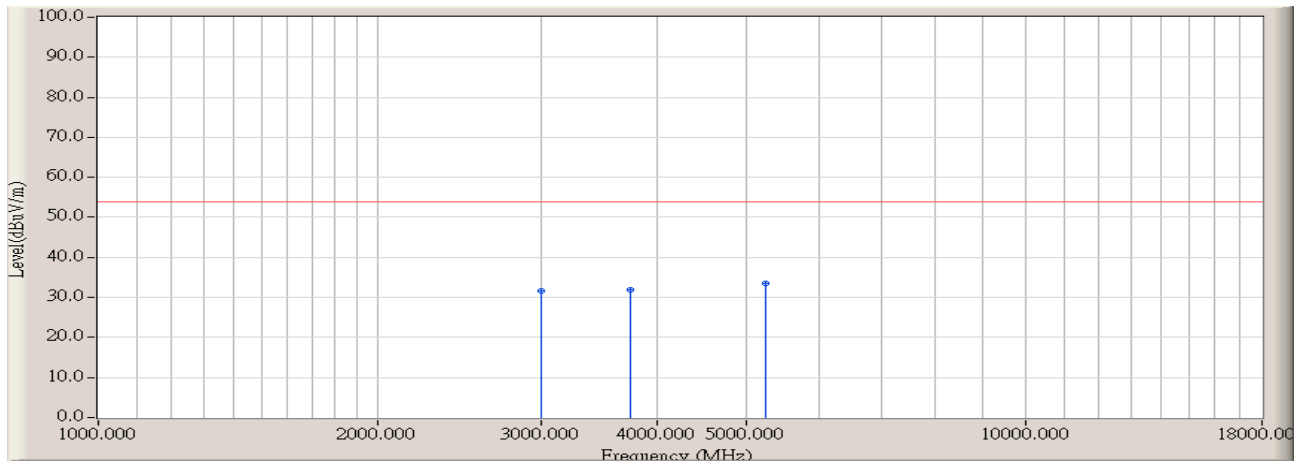
		Frequency (MHz)	Correct Factor (dB)	Reading Level (dBuV)	Measure Level (dBuV/m)	Margin (dB)	Limit (dBuV/m)	Detector Type	Ant Pos (cm)	Table Pos (deg)
1	*	3006.000	-1.840	36.020	34.180	-19.790	53.970	AVERAGE	144.000	201.000
2		3754.000	-0.210	31.520	31.310	-22.660	53.970	AVERAGE	165.000	114.000
3		4485.000	2.440	28.780	31.220	-22.750	53.970	AVERAGE	140.000	182.000

Engineer : Jame	
Site : AC-2 (3m Semi-Anechoic Chamber)	Time : 2008/12/03 - 09:16
Limit : FCC_SpartC_15.209_03M_PK	Margin : 0
EUT : Wireless-B/G/N 26dBm Network Mini PCI Adapter	Probe : BBHA9120D_496(1-18GHz) - HORIZONTAL
Power : AC 120V/60Hz	Note : Mode 4: Transmit by 802.11n(40MHz) (Chain 1X 010) at channel 2452 MHz



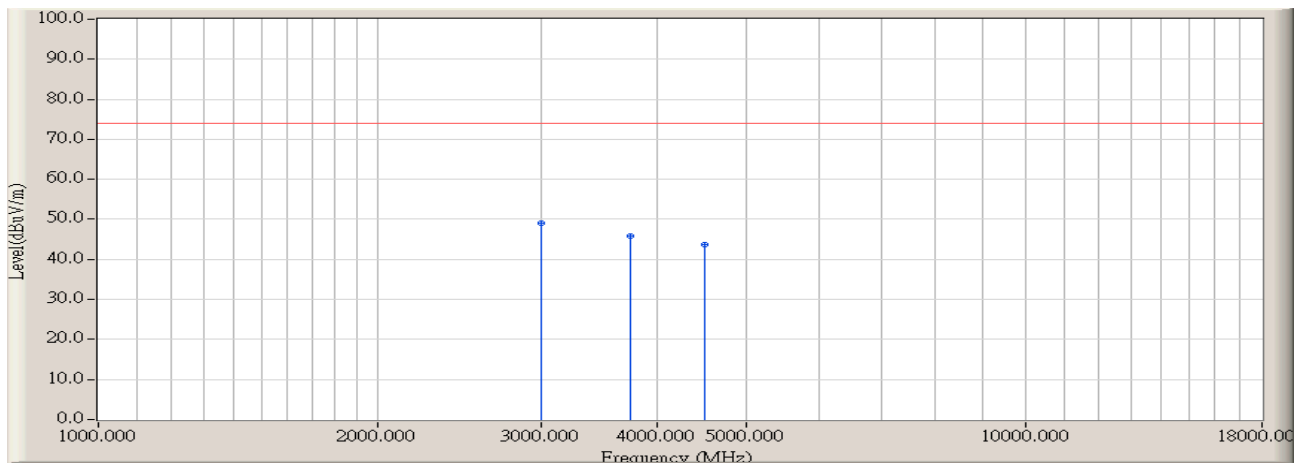
		Frequency (MHz)	Correct Factor (dB)	Reading Level (dBuV)	Measure Level (dBuV/m)	Margin (dB)	Limit (dBuV/m)	Detector Type	Ant Pos (cm)	Table Pos (deg)
1		3006.000	-1.840	47.679	45.839	-28.131	73.970	PEAK	144.000	201.000
2		3754.000	-0.210	46.046	45.836	-28.134	73.970	PEAK	165.000	114.000
3	*	5250.000	3.970	43.501	47.471	-26.499	73.970	PEAK	140.000	182.000

Engineer : Jame	
Site : AC-2 (3m Semi-Anechoic Chamber)	Time : 2008/12/03 - 09:16
Limit : FCC_SpartC_15.209_03M_AV	Margin : 0
EUT : Wireless-B/G/N 26dBm Network Mini PCI Adapter	Probe : BBHA9120D_496(1-18GHz) - HORIZONTAL
Power : AC 120V/60Hz	Note : Mode 4: Transmit by 802.11n(40MHz) (Chain 1X 010) at channel 2452 MHz



		Frequency (MHz)	Correct Factor (dB)	Reading Level (dBuV)	Measure Level (dBuV/m)	Margin (dB)	Limit (dBuV/m)	Detector Type	Ant Pos (cm)	Table Pos (deg)
1		3006.000	-1.840	33.560	31.720	-22.250	53.970	AVERAGE	144.000	201.000
2		3754.000	-0.210	32.030	31.820	-22.150	53.970	AVERAGE	165.000	114.000
3	*	5250.000	3.970	29.450	33.420	-20.550	53.970	AVERAGE	140.000	182.000

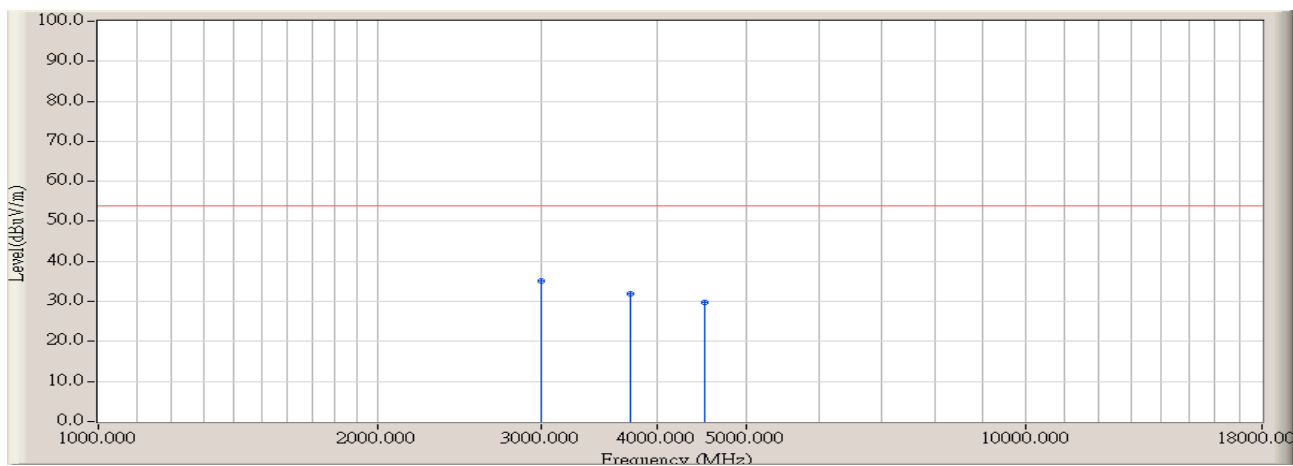
Engineer : Jame	
Site : AC-2 (3m Semi-Anechoic Chamber)	Time : 2008/12/03 - 09:18
Limit : FCC_SpartC_15.209_03M_PK	Margin : 0
EUT : Wireless-B/G/N 26dBm Network Mini PCI Adapter	Probe : BBHA9120D_496(1-18GHz) - VERTICAL
Power : AC 120V/60Hz	Note : Mode 4: Transmit by 802.11n(40MHz) (Chain 1X 010) at channel 2452 MHz



		Frequency (MHz)	Correct Factor (dB)	Reading Level (dBuV)	Measure Level (dBuV/m)	Margin (dB)	Limit (dBuV/m)	Detector Type	Ant Pos (cm)	Table Pos (deg)
1	*	3006.000	-1.840	50.906	49.066	-24.904	73.970	PEAK	124.000	256.000
2		3754.000	-0.210	46.036	45.826	-28.144	73.970	PEAK	150.000	124.000
3		4502.000	2.540	41.217	43.757	-30.213	73.970	PEAK	134.000	125.000

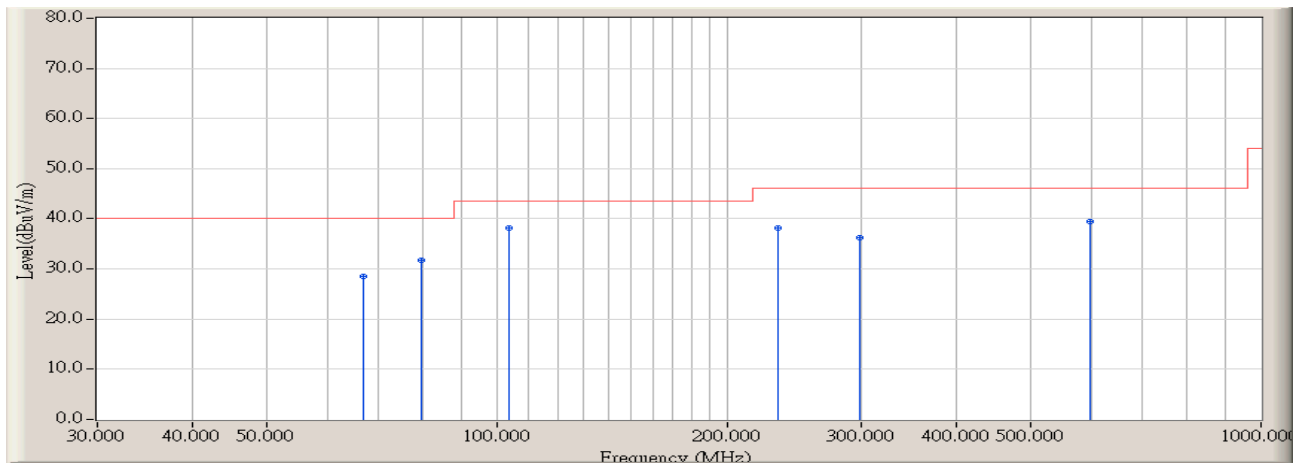


Engineer : Jame	
Site : AC-2 (3m Semi-Anechoic Chamber)	Time : 2008/12/03 - 09:18
Limit : FCC_SpartC_15.209_03M_AV	Margin : 0
EUT : Wireless-B/G/N 26dBm Network Mini PCI Adapter	Probe : BBHA9120D_496(1-18GHz) - VERTICAL
Power : AC 120V/60Hz	Note : Mode 4: Transmit by 802.11n(40MHz) (Chain 1X 010) at channel 2452 MHz



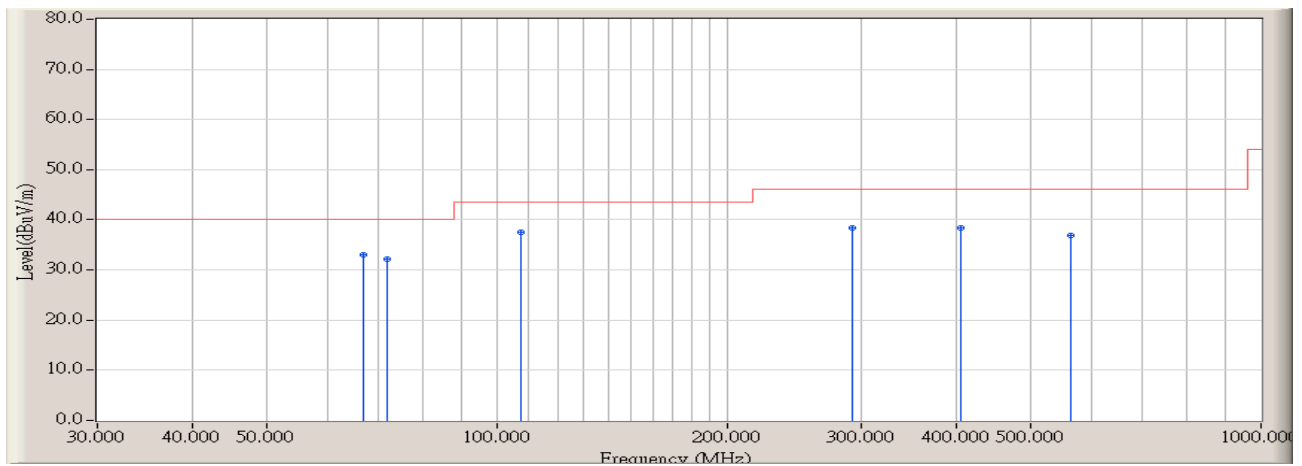
		Frequency (MHz)	Correct Factor (dB)	Reading Level (dBuV)	Measure Level (dBuV/m)	Margin (dB)	Limit (dBuV/m)	Detector Type	Ant Pos (cm)	Table Pos (deg)
1	*	3006.000	-1.840	36.880	35.040	-18.930	53.970	AVERAGE	124.000	256.000
2		3754.000	-0.210	32.030	31.820	-22.150	53.970	AVERAGE	150.000	124.000
3		4502.000	2.540	27.300	29.840	-24.130	53.970	AVERAGE	134.000	125.000

Engineer : Jame	
Site : AC-2 (3m Semi-Anechoic Chamber)	Time : 2008/11/26 - 13:14
Limit : FCC_SpartC_15.209_03M_QP	Margin : 0
EUT : Wireless-B/G/N 26dBm Network Mini PCI Adapter	Probe : CBL6112B_2932(30-2000MHz) - HORIZONTAL
Power : AC 120V/60Hz	Note : Mode 1: Transmit by 802.11b (Chain 1X 100) at channel 2412MHz



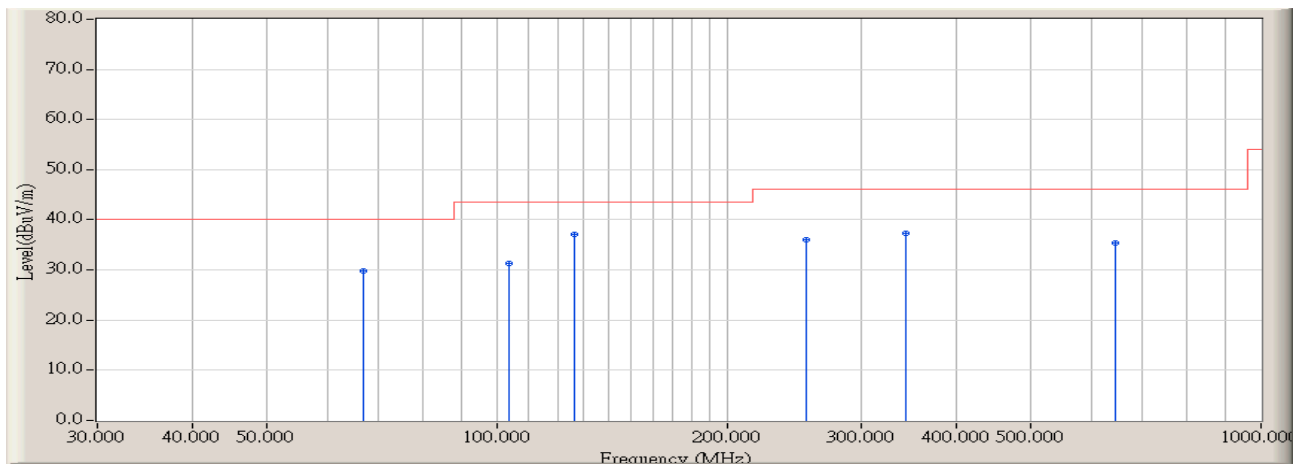
		Frequency (MHz)	Correct Factor (dB)	Reading Level (dBuV)	Measure Level (dBuV/m)	Margin (dB)	Limit (dBuV/m)	Detector Type	Ant Pos (cm)	Table Pos (deg)
1		66.860	-14.233	42.801	28.568	-11.432	40.000	QUASIPeAK	125.000	116.400
2		79.470	-13.802	45.527	31.725	-8.275	40.000	QUASIPeAK	145.300	96.500
3	*	103.720	-11.094	49.259	38.165	-5.355	43.520	QUASIPeAK	241.000	73.200
4		233.700	-9.482	47.618	38.136	-7.884	46.020	QUASIPeAK	215.200	12.500
5		298.690	-7.999	44.225	36.226	-9.794	46.020	QUASIPeAK	144.200	88.100
6		598.420	-1.577	41.125	39.548	-6.472	46.020	QUASIPeAK	116.200	65.600

Engineer : Jame	
Site : AC-2 (3m Semi-Anechoic Chamber)	Time : 2008/11/26 - 13:15
Limit : FCC_SpartC_15.209_03M_QP	Margin : 0
EUT : Wireless-B/G/N 26dBm Network Mini PCI Adapter	Probe : CBL6112B_2932(30-2000MHz) - VERTICAL
Power : AC 120V/60Hz	Note : Mode 1: Transmit by 802.11b (Chain 1X 100) at channel 2412MHz



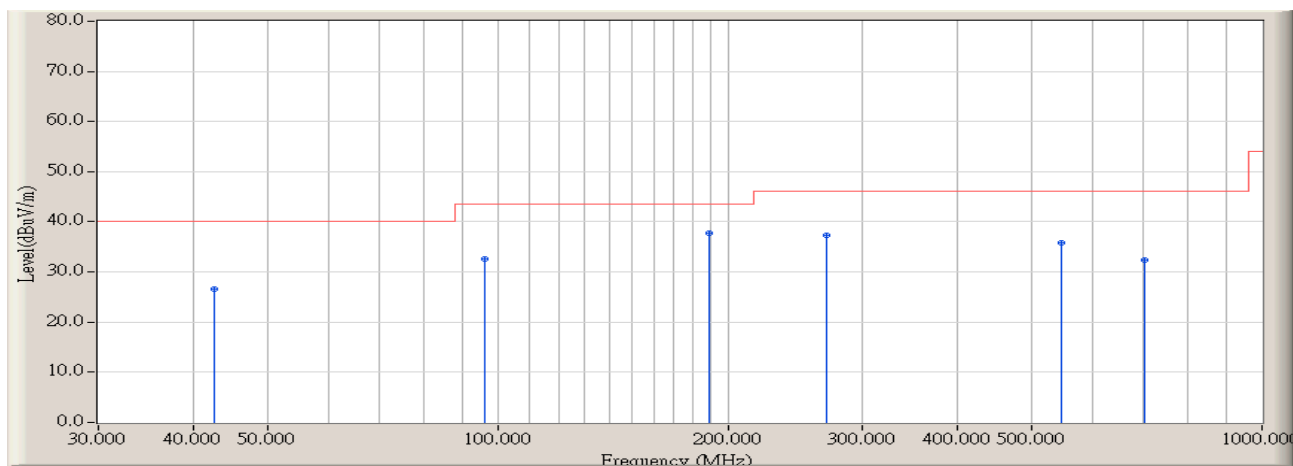
		Frequency (MHz)	Correct Factor (dB)	Reading Level (dBuV)	Measure Level (dBuV/m)	Margin (dB)	Limit (dBuV/m)	Detector Type	Ant Pos (cm)	Table Pos (deg)
1		66.860	-14.233	47.279	33.046	-6.954	40.000	QUASIPeAK	100.000	74.600
2		71.710	-14.448	46.546	32.098	-7.902	40.000	QUASIPeAK	102.600	45.300
3	*	107.600	-10.764	48.285	37.521	-5.999	43.520	QUASIPeAK	100.000	92.500
4		291.900	-8.396	46.699	38.303	-7.717	46.020	QUASIPeAK	100.000	322.800
5		405.390	-4.700	43.166	38.466	-7.554	46.020	QUASIPeAK	100.000	42.500
6		564.470	-1.322	38.189	36.867	-9.153	46.020	QUASIPeAK	100.000	115.800

Engineer : Jame	
Site : AC-2 (3m Semi-Anechoic Chamber)	Time : 2008/11/26 - 13:15
Limit : FCC_SpartC_15.209_03M_QP	Margin : 0
EUT : Wireless-B/G/N 26dBm Network Mini PCI Adapter	Probe : CBL6112B_2932(30-2000MHz) - HORIZONTAL
Power : AC 120V/60Hz	Note : Mode 1: Transmit by 802.11b (Chain 1X 100) at channel 2437MHz



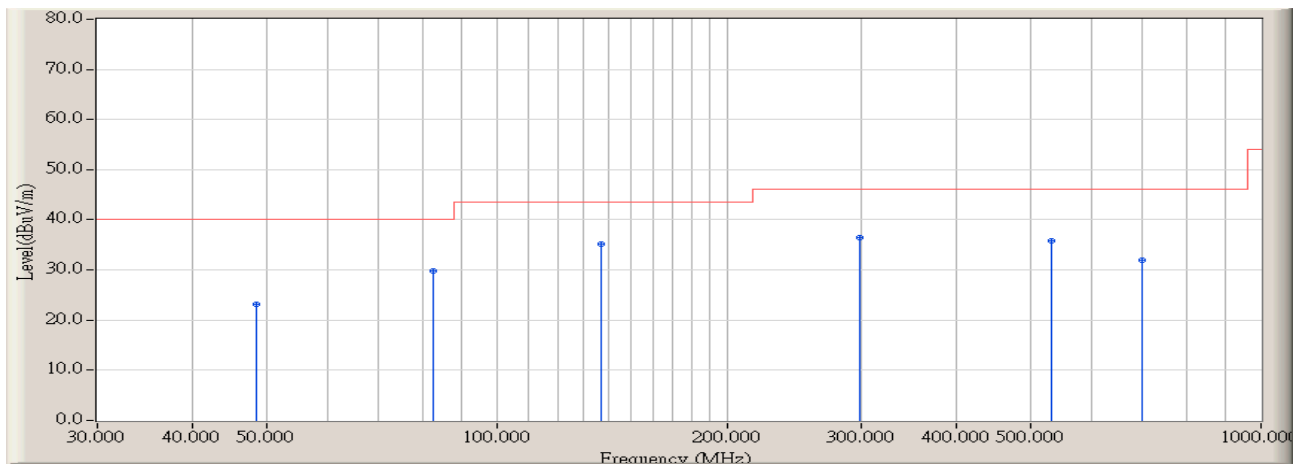
		Frequency (MHz)	Correct Factor (dB)	Reading Level (dBuV)	Measure Level (dBuV/m)	Margin (dB)	Limit (dBuV/m)	Detector Type	Ant Pos (cm)	Table Pos (deg)
1		66.860	-14.233	44.020	29.787	-10.213	40.000	QUASIPeAK	125.200	74.600
2		103.720	-11.094	42.365	31.271	-12.249	43.520	QUASIPeAK	216.400	85.900
3	*	126.030	-9.635	46.748	37.113	-6.407	43.520	QUASIPeAK	312.500	96.000
4		254.070	-8.653	44.680	36.027	-9.993	46.020	QUASIPeAK	204.000	117.500
5		343.310	-6.258	43.498	37.240	-8.780	46.020	QUASIPeAK	133.000	77.500
6		644.010	-0.393	35.848	35.455	-10.565	46.020	QUASIPeAK	146.000	228.000

Engineer : Jame	
Site : AC-2 (3m Semi-Anechoic Chamber)	Time : 2008/11/26 - 13:15
Limit : FCC_SpartC_15.209_03M_QP	Margin : 0
EUT : Wireless-B/G/N 26dBm Network Mini PCI Adapter	Probe : CBL6112B_2932(30-2000MHz) - VERTICAL
Power : AC 120V/60Hz	Note : Mode 1: Transmit by 802.11b (Chain 1X 100) at channel 2437MHz



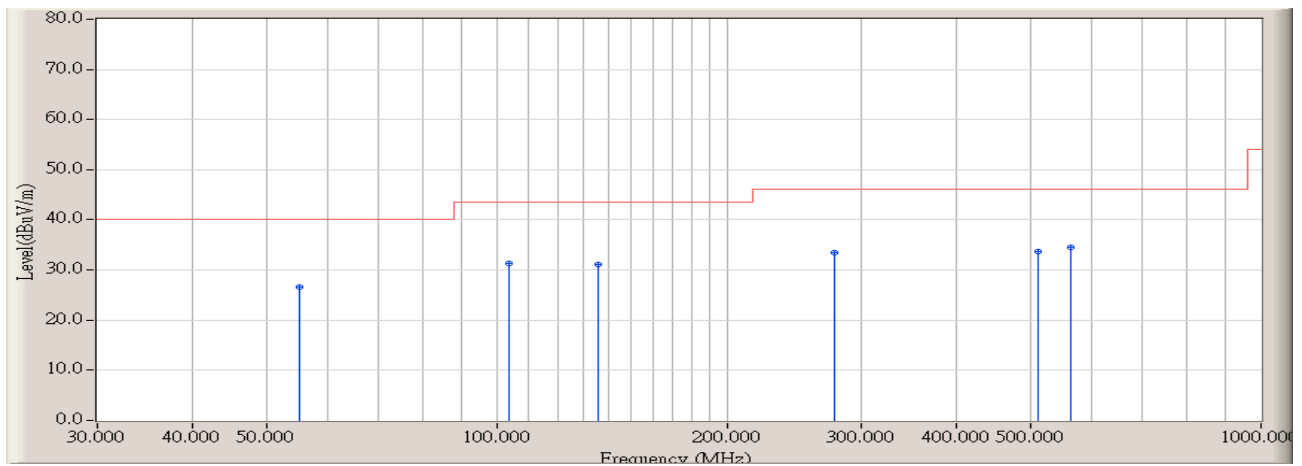
		Frequency (MHz)	Correct Factor (dB)	Reading Level (dBuV)	Measure Level (dBuV/m)	Margin (dB)	Limit (dBuV/m)	Detector Type	Ant Pos (cm)	Table Pos (deg)
1		42.610	-4.701	31.215	26.514	-13.486	40.000	QUASIPeAK	100.000	65.900
2		95.960	-12.020	44.579	32.559	-10.961	43.520	QUASIPeAK	112.500	46.900
3	*	189.080	-11.382	49.083	37.701	-5.819	43.520	QUASIPeAK	104.600	117.000
4		269.590	-8.540	45.930	37.390	-8.630	46.020	QUASIPeAK	100.000	99.300
5		546.040	-2.369	38.170	35.801	-10.219	46.020	QUASIPeAK	100.000	114.700
6		703.180	0.467	31.954	32.421	-13.599	46.020	QUASIPeAK	100.000	89.400

Engineer : Jame	
Site : AC-2 (3m Semi-Anechoic Chamber)	Time : 2008/11/26 - 13:16
Limit : FCC_SpartC_15.209_03M_QP	Margin : 0
EUT : Wireless-B/G/N 26dBm Network Mini PCI Adapter	Probe : CBL6112B_2932(30-2000MHz) - HORIZONTAL
Power : AC 120V/60Hz	Note : Mode 1: Transmit by 802.11b (Chain 1X 100) at channel 2462MHz



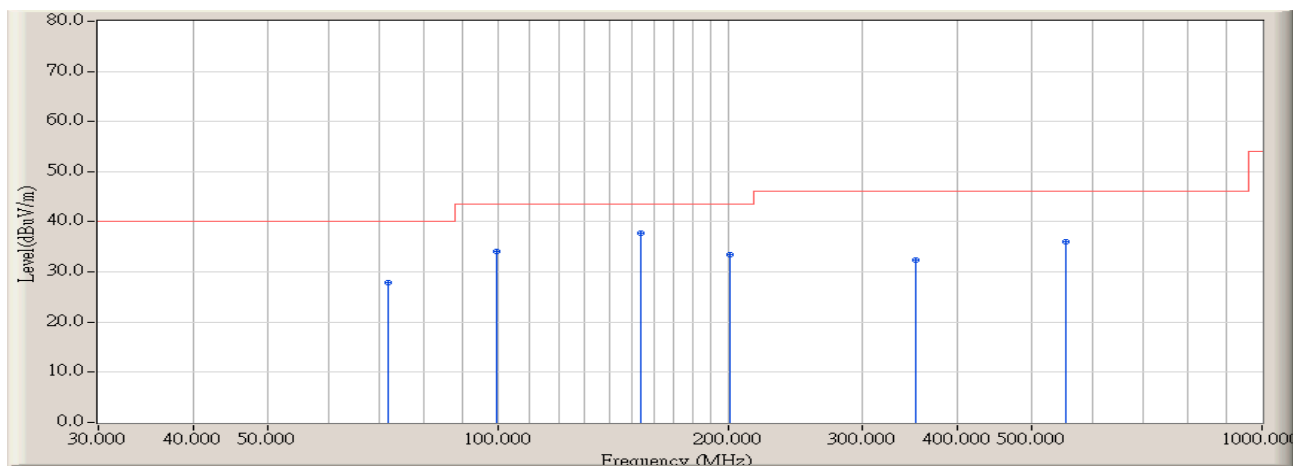
		Frequency (MHz)	Correct Factor (dB)	Reading Level (dBuV)	Measure Level (dBuV/m)	Margin (dB)	Limit (dBuV/m)	Detector Type	Ant Pos (cm)	Table Pos (deg)
1		48.430	-7.614	30.754	23.140	-16.860	40.000	QUASIPeAK	214.600	78.400
2		82.380	-13.456	43.240	29.784	-10.216	40.000	QUASIPeAK	322.600	46.200
3	*	136.700	-9.394	44.527	35.133	-8.387	43.520	QUASIPeAK	122.600	136.900
4		298.690	-7.999	44.447	36.448	-9.572	46.020	QUASIPeAK	109.500	83.000
5		532.460	-3.248	39.167	35.919	-10.101	46.020	QUASIPeAK	100.000	74.900
6		699.300	0.425	31.563	31.988	-14.032	46.020	QUASIPeAK	106.200	115.700

Engineer : Jame	
Site : AC-2 (3m Semi-Anechoic Chamber)	Time : 2008/11/26 - 13:16
Limit : FCC_SpartC_15.209_03M_QP	Margin : 0
EUT : Wireless-B/G/N 26dBm Network Mini PCI Adapter	Probe : CBL6112B_2932(30-2000MHz) - VERTICAL
Power : AC 120V/60Hz	Note : Mode 1: Transmit by 802.11b (Chain 1X 100) at channel 2462MHz



		Frequency (MHz)	Correct Factor (dB)	Reading Level (dBuV)	Measure Level (dBuV/m)	Margin (dB)	Limit (dBuV/m)	Detector Type	Ant Pos (cm)	Table Pos (deg)
1		55.220	-10.770	37.369	26.599	-13.401	40.000	QUASIPeAK	100.000	36.400
2		103.720	-11.094	42.404	31.310	-12.210	43.520	QUASIPeAK	104.500	93.300
3		135.730	-9.420	40.452	31.032	-12.488	43.520	QUASIPeAK	115.200	265.300
4		276.380	-8.663	42.143	33.480	-12.540	46.020	QUASIPeAK	100.000	84.700
5		510.150	-3.213	36.869	33.656	-12.364	46.020	QUASIPeAK	100.000	172.600
6	*	564.470	-1.322	35.900	34.578	-11.442	46.020	QUASIPeAK	100.000	49.000

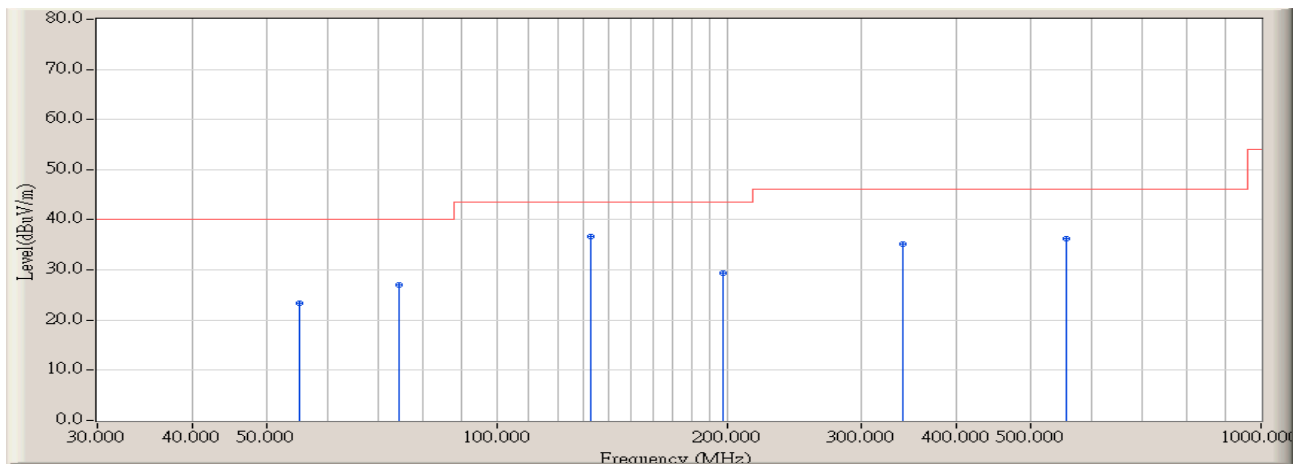
Engineer : Jame	
Site : AC-2 (3m Semi-Anechoic Chamber)	Time : 2008/11/26 - 13:17
Limit : FCC_SpartC_15.209_03M_QP	Margin : 0
EUT : Wireless-B/G/N 26dBm Network Mini PCI Adapter	Probe : CBL6112B_2932(30-2000MHz) - HORIZONTAL
Power : AC 120V/60Hz	Note : Mode 2: Transmit by 802.11g (Chain 1X 100) at channel 2412MHz



		Frequency (MHz)	Correct Factor (dB)	Reading Level (dBuV)	Measure Level (dBuV/m)	Margin (dB)	Limit (dBuV/m)	Detector Type	Ant Pos (cm)	Table Pos (deg)
1		71.710	-14.448	42.386	27.938	-12.062	40.000	QUASIPeAK	106.200	75.400
2		99.840	-11.550	45.670	34.120	-9.400	43.520	QUASIPeAK	126.000	99.500
3	*	154.160	-9.552	47.374	37.822	-5.698	43.520	QUASIPeAK	140.000	125.000
4		201.690	-10.820	44.179	33.359	-10.161	43.520	QUASIPeAK	100.000	84.900
5		353.010	-6.160	38.480	32.320	-13.700	46.020	QUASIPeAK	203.000	77.900
6		552.830	-1.887	37.960	36.073	-9.947	46.020	QUASIPeAK	114.000	82.300

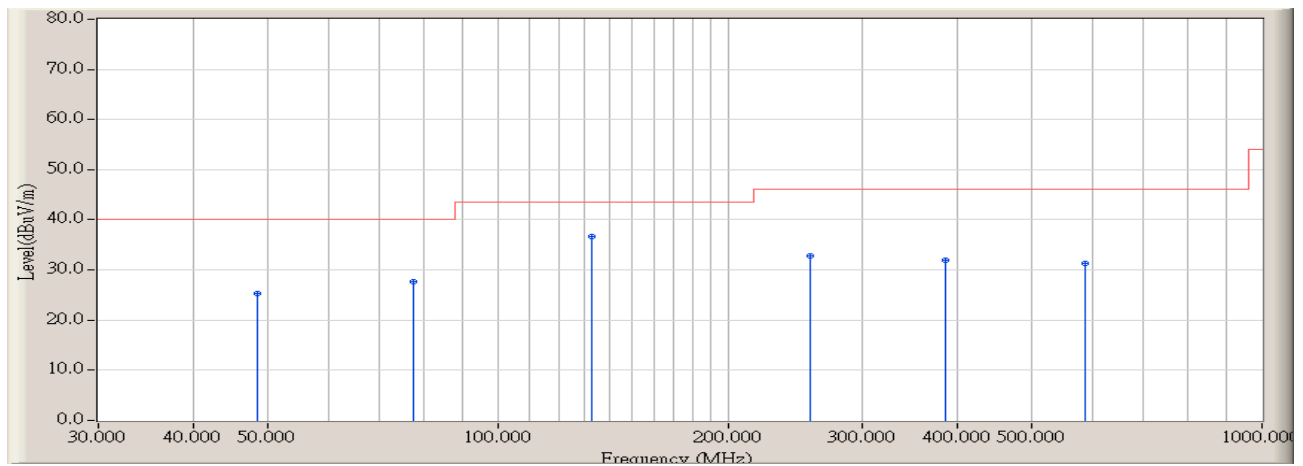


Engineer : Jame	
Site : AC-2 (3m Semi-Anechoic Chamber)	Time : 2008/11/26 - 13:17
Limit : FCC_SpartC_15.209_03M_QP	Margin : 0
EUT : Wireless-B/G/N 26dBm Network Mini PCI Adapter	Probe : CBL6112B_2932(30-2000MHz) - VERTICAL
Power : AC 120V/60Hz	Note : Mode 2: Transmit by 802.11g (Chain 1X 100) at channel 2412MHz



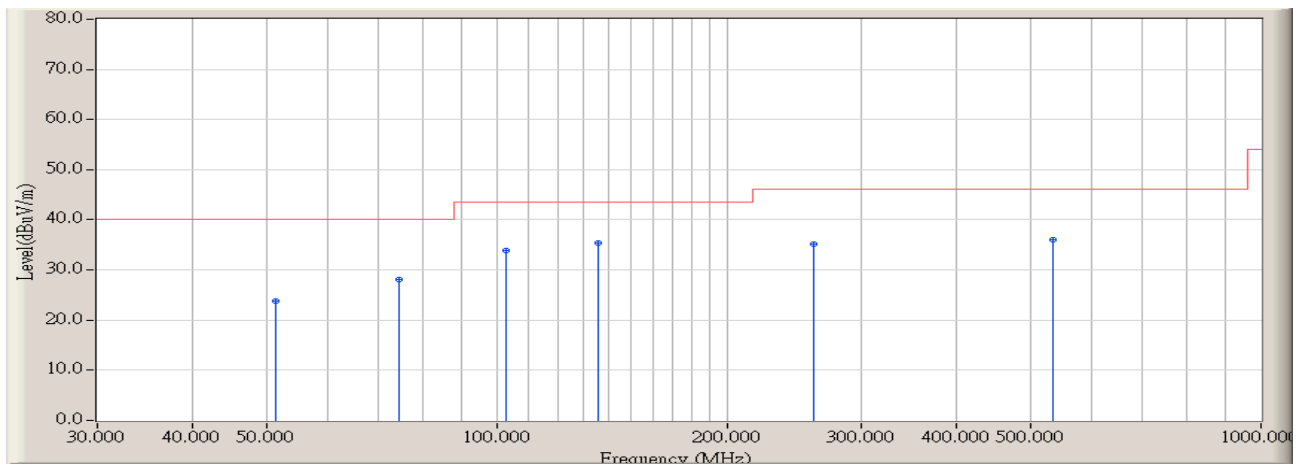
		Frequency (MHz)	Correct Factor (dB)	Reading Level (dBuV)	Measure Level (dBuV/m)	Margin (dB)	Limit (dBuV/m)	Detector Type	Ant Pos (cm)	Table Pos (deg)
1		55.220	-10.770	34.140	23.370	-16.630	40.000	QUASIPeAK	100.000	36.400
2		74.620	-14.305	41.412	27.107	-12.893	40.000	QUASIPeAK	100.000	78.500
3	*	132.820	-9.428	46.128	36.700	-6.820	43.520	QUASIPeAK	106.300	105.000
4		197.810	-11.015	40.485	29.470	-14.050	43.520	QUASIPeAK	100.000	49.300
5		339.430	-6.407	41.538	35.131	-10.889	46.020	QUASIPeAK	100.000	116.900
6		556.710	-1.662	37.987	36.325	-9.695	46.020	QUASIPeAK	100.000	244.500

Engineer : Jame	
Site : AC-2 (3m Semi-Anechoic Chamber)	Time : 2008/11/26 - 13:18
Limit : FCC_SpartC_15.209_03M_QP	Margin : 0
EUT : Wireless-B/G/N 26dBm Network Mini PCI Adapter	Probe : CBL6112B_2932(30-2000MHz) - HORIZONTAL
Power : AC 120V/60Hz	Note : Mode 2: Transmit by 802.11g (Chain 1X 100) at channel 2437MHz



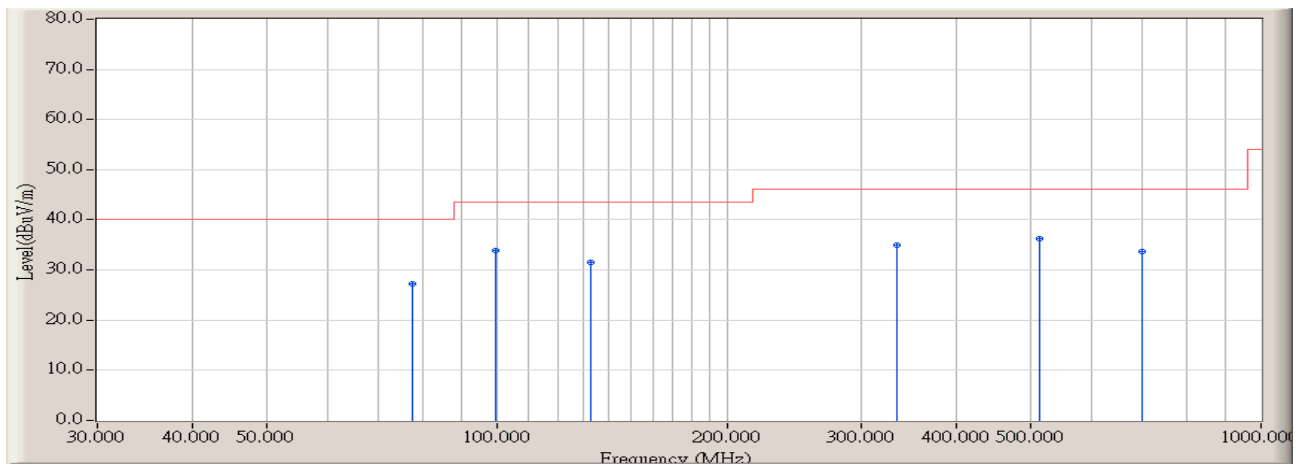
		Frequency (MHz)	Correct Factor (dB)	Reading Level (dBuV)	Measure Level (dBuV/m)	Margin (dB)	Limit (dBuV/m)	Detector Type	Ant Pos (cm)	Table Pos (deg)
1		48.430	-7.614	32.876	25.262	-14.738	40.000	QUASIPeAK	201.000	74.600
2		77.530	-14.057	41.730	27.673	-12.327	40.000	QUASIPeAK	312.600	95.400
3	*	132.820	-9.428	46.128	36.700	-6.820	43.520	QUASIPeAK	135.700	65.800
4		256.010	-8.623	41.512	32.889	-13.131	46.020	QUASIPeAK	100.000	93.800
5		385.990	-5.511	37.467	31.956	-14.064	46.020	QUASIPeAK	185.000	49.000
6		585.810	-1.417	32.671	31.254	-14.766	46.020	QUASIPeAK	109.500	215.700

Engineer : Jame	
Site : AC-2 (3m Semi-Anechoic Chamber)	Time : 2008/11/26 - 13:18
Limit : FCC_SpartC_15.209_03M_QP	Margin : 0
EUT : Wireless-B/G/N 26dBm Network Mini PCI Adapter	Probe : CBL6112B_2932(30-2000MHz) - VERTICAL
Power : AC 120V/60Hz	Note : Mode 2: Transmit by 802.11g (Chain 1X 100) at channel 2437MHz



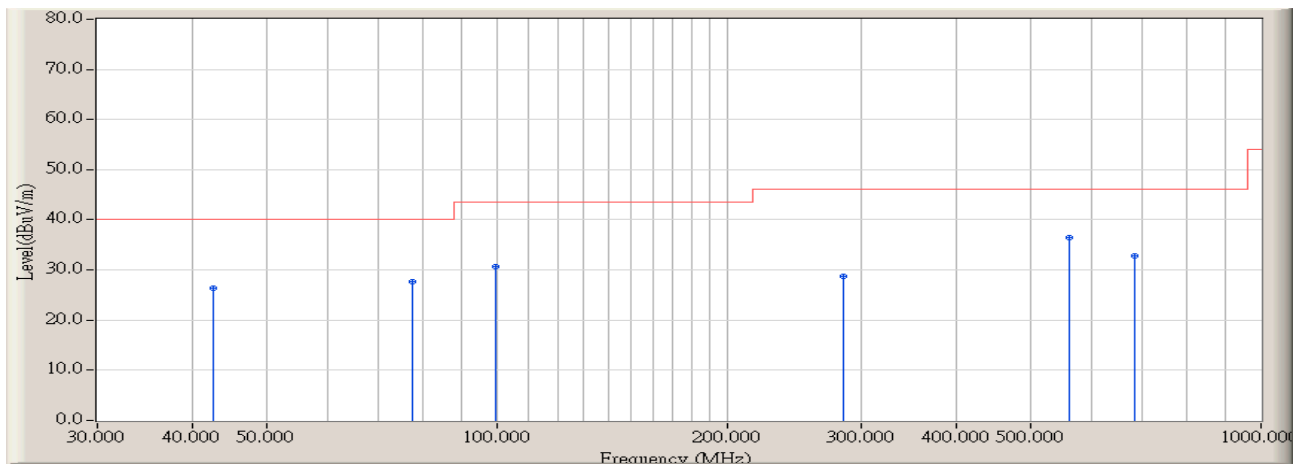
		Frequency (MHz)	Correct Factor (dB)	Reading Level (dBuV)	Measure Level (dBuV/m)	Margin (dB)	Limit (dBuV/m)	Detector Type	Ant Pos (cm)	Table Pos (deg)
1		51.340	-8.886	32.625	23.739	-16.261	40.000	QUASIPeAK	100.000	62.900
2		74.620	-14.305	42.364	28.059	-11.941	40.000	QUASIPeAK	112.600	84.900
3		102.750	-11.204	45.130	33.926	-9.594	43.520	QUASIPeAK	100.000	253.900
4	*	135.730	-9.420	44.823	35.403	-8.117	43.520	QUASIPeAK	100.000	169.400
5		259.890	-8.577	43.852	35.275	-10.745	46.020	QUASIPeAK	100.000	354.000
6		533.430	-3.198	39.151	35.953	-10.067	46.020	QUASIPeAK	100.000	115.900

Engineer : Jame	
Site : AC-2 (3m Semi-Anechoic Chamber)	Time : 2008/11/26 - 13:18
Limit : FCC_SpartC_15.209_03M_QP	Margin : 0
EUT : Wireless-B/G/N 26dBm Network Mini PCI Adapter	Probe : CBL6112B_2932(30-2000MHz) - HORIZONTAL
Power : AC 120V/60Hz	Note : Mode 2: Transmit by 802.11g (Chain 1X 100) at channel 2462MHz



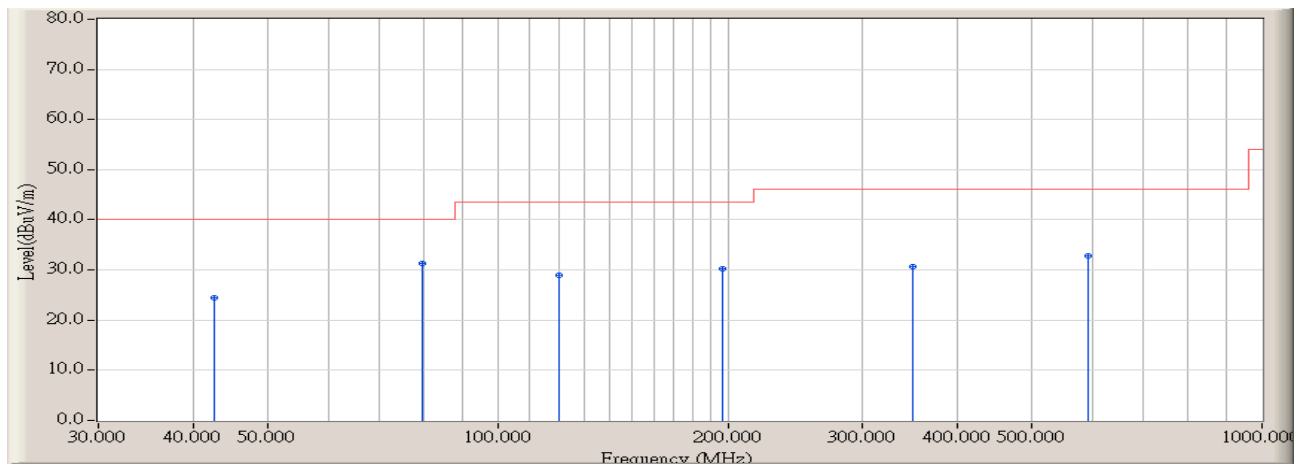
		Frequency (MHz)	Correct Factor (dB)	Reading Level (dBuV)	Measure Level (dBuV/m)	Margin (dB)	Limit (dBuV/m)	Detector Type	Ant Pos (cm)	Table Pos (deg)
1		77.530	-14.057	41.360	27.303	-12.697	40.000	QUASIPeAK	133.400	76.900
2	*	99.840	-11.550	45.379	33.829	-9.691	43.520	QUASIPeAK	206.000	146.000
3		132.820	-9.428	40.885	31.457	-12.063	43.520	QUASIPeAK	175.600	49.000
4		333.610	-6.614	41.509	34.895	-11.125	46.020	QUASIPeAK	203.000	116.900
5		513.060	-3.214	39.434	36.220	-9.800	46.020	QUASIPeAK	100.000	94.600
6		699.300	0.425	33.223	33.648	-12.372	46.020	QUASIPeAK	114.800	71.900

Engineer : Jame	
Site : AC-2 (3m Semi-Anechoic Chamber)	Time : 2008/11/26 - 13:19
Limit : FCC_SpartC_15.209_03M_QP	Margin : 0
EUT : Wireless-B/G/N 26dBm Network Mini PCI Adapter	Probe : CBL6112B_2932(30-2000MHz) - VERTICAL
Power : AC 120V/60Hz	Note : Mode 2: Transmit by 802.11g (Chain 1X 100) at channel 2462MHz



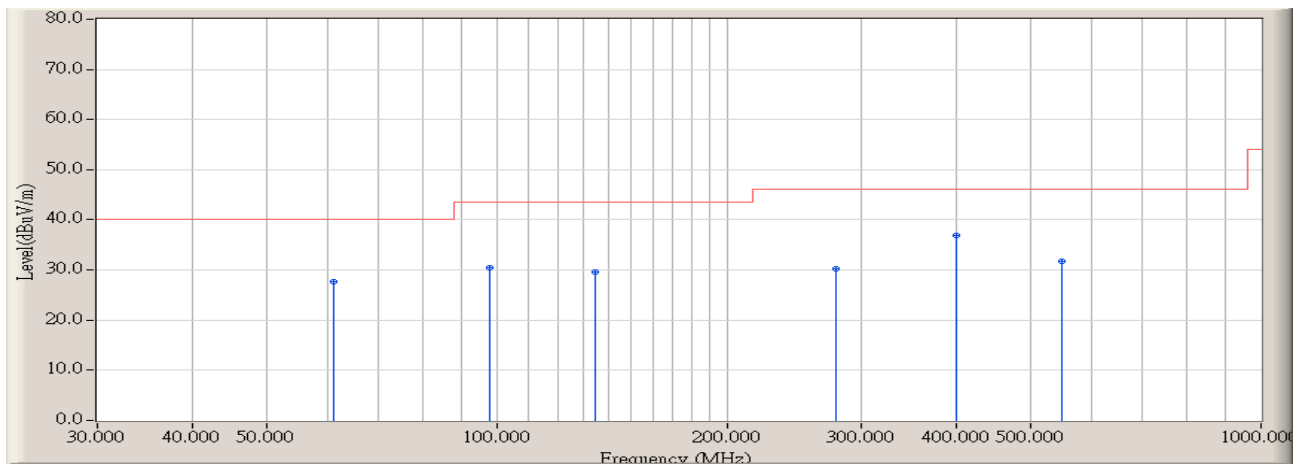
		Frequency (MHz)	Correct Factor (dB)	Reading Level (dBuV)	Measure Level (dBuV/m)	Margin (dB)	Limit (dBuV/m)	Detector Type	Ant Pos (cm)	Table Pos (deg)
1		42.610	-4.701	31.029	26.328	-13.672	40.000	QUASIPeAK	100.000	44.800
2		77.530	-14.057	41.672	27.615	-12.385	40.000	QUASIPeAK	100.000	46.600
3		99.840	-11.550	42.158	30.608	-12.912	43.520	QUASIPeAK	122.800	136.500
4		284.140	-8.690	37.486	28.796	-17.224	46.020	QUASIPeAK	112.900	326.000
5	*	560.590	-1.320	37.837	36.517	-9.503	46.020	QUASIPeAK	100.000	106.600
6		683.780	0.099	32.732	32.831	-13.189	46.020	QUASIPeAK	105.000	92.600

Engineer : Jame	
Site : AC-2 (3m Semi-Anechoic Chamber)	Time : 2008/11/26 - 13:19
Limit : FCC_SpartC_15.209_03M_QP	Margin : 0
EUT : Wireless-B/G/N 26dBm Network Mini PCI Adapter	Probe : CBL6112B_2932(30-2000MHz) - HORIZONTAL
Power : AC 120V/60Hz	Note : Mode 3: Transmit by 802.11n(20MHz) (Chain 1X 100) at channel 2412MHz



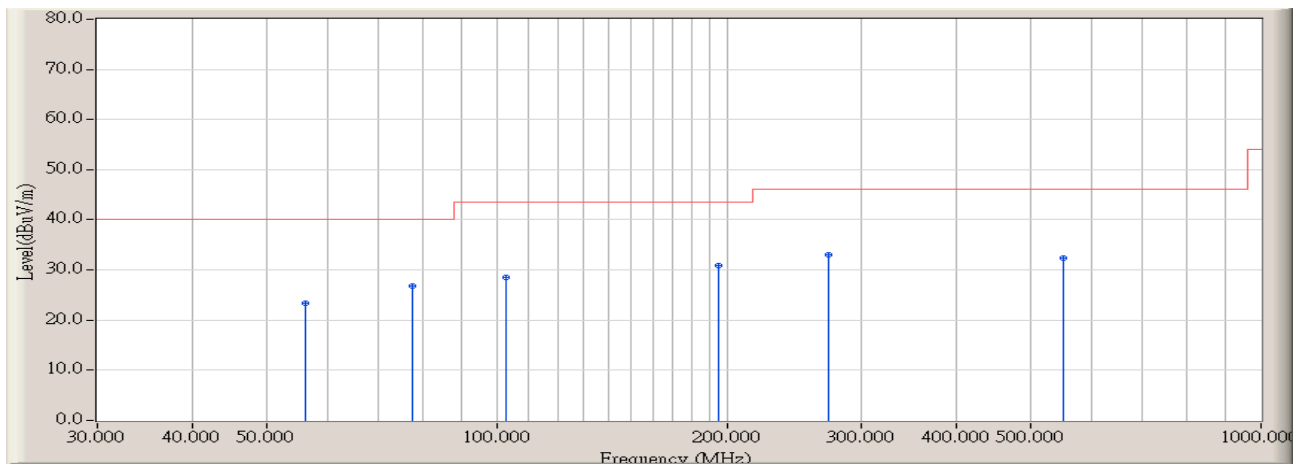
		Frequency (MHz)	Correct Factor (dB)	Reading Level (dBuV)	Measure Level (dBuV/m)	Margin (dB)	Limit (dBuV/m)	Detector Type	Ant Pos (cm)	Table Pos (deg)
1		42.610	-4.701	29.076	24.375	-15.625	40.000	QUASIPeAK	125.000	116.400
2	*	79.470	-13.802	45.093	31.291	-8.709	40.000	QUASIPeAK	145.300	96.500
3		120.210	-10.071	39.023	28.952	-14.568	43.520	QUASIPeAK	241.000	73.200
4		196.840	-11.048	41.342	30.294	-13.226	43.520	QUASIPeAK	215.200	12.500
5		349.130	-6.160	36.906	30.746	-15.274	46.020	QUASIPeAK	144.200	88.100
6		591.630	-1.515	34.224	32.709	-13.311	46.020	QUASIPeAK	116.200	65.600

Engineer : Jame	
Site : AC-2 (3m Semi-Anechoic Chamber)	Time : 2008/11/26 - 13:20
Limit : FCC_SpartC_15.209_03M_QP	Margin : 0
EUT : Wireless-B/G/N 26dBm Network Mini PCI Adapter	Probe : CBL6112B_2932(30-2000MHz) - VERTICAL
Power : AC 120V/60Hz	Note : Mode 3: Transmit by 802.11n(20MHz) (Chain 1X 100) at channel 2412MHz



		Frequency (MHz)	Correct Factor (dB)	Reading Level (dBuV)	Measure Level (dBuV/m)	Margin (dB)	Limit (dBuV/m)	Detector Type	Ant Pos (cm)	Table Pos (deg)
1		61.040	-13.122	40.800	27.678	-12.322	40.000	QUASIPeAK	100.000	74.600
2		97.900	-11.793	42.174	30.381	-13.139	43.520	QUASIPeAK	102.600	45.300
3		134.760	-9.425	38.951	29.526	-13.994	43.520	QUASIPeAK	100.000	92.500
4		278.320	-8.713	38.910	30.197	-15.823	46.020	QUASIPeAK	100.000	322.800
5	*	399.570	-4.942	41.923	36.981	-9.039	46.020	QUASIPeAK	100.000	42.500
6		549.920	-2.035	33.759	31.724	-14.296	46.020	QUASIPeAK	100.000	115.800

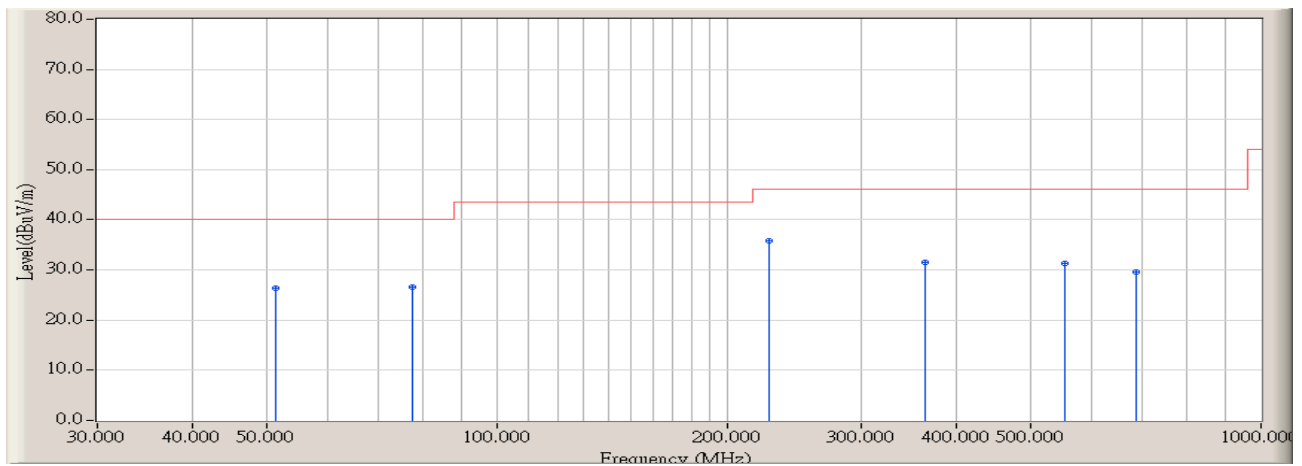
Engineer : Jame	
Site : AC-2 (3m Semi-Anechoic Chamber)	Time : 2008/11/26 - 13:21
Limit : FCC_SpartC_15.209_03M_QP	Margin : 0
EUT : Wireless-B/G/N 26dBm Network Mini PCI Adapter	Probe : CBL6112B_2932(30-2000MHz) - HORIZONTAL
Power : AC 120V/60Hz	Note : Mode 3: Transmit by 802.11n(20MHz) (Chain 1X 100) at channel 2437MHz



		Frequency (MHz)	Correct Factor (dB)	Reading Level (dBuV)	Measure Level (dBuV/m)	Margin (dB)	Limit (dBuV/m)	Detector Type	Ant Pos (cm)	Table Pos (deg)
1		56.190	-11.213	34.547	23.334	-16.666	40.000	QUASIPeAK	125.200	74.600
2		77.530	-14.057	40.966	26.909	-13.091	40.000	QUASIPeAK	216.400	85.900
3		102.750	-11.204	39.635	28.431	-15.089	43.520	QUASIPeAK	312.500	96.000
4	*	194.900	-11.116	41.933	30.817	-12.703	43.520	QUASIPeAK	204.000	117.500
5		271.530	-8.564	41.682	33.118	-12.902	46.020	QUASIPeAK	133.000	77.500
6		551.860	-1.904	34.273	32.369	-13.651	46.020	QUASIPeAK	146.000	228.000

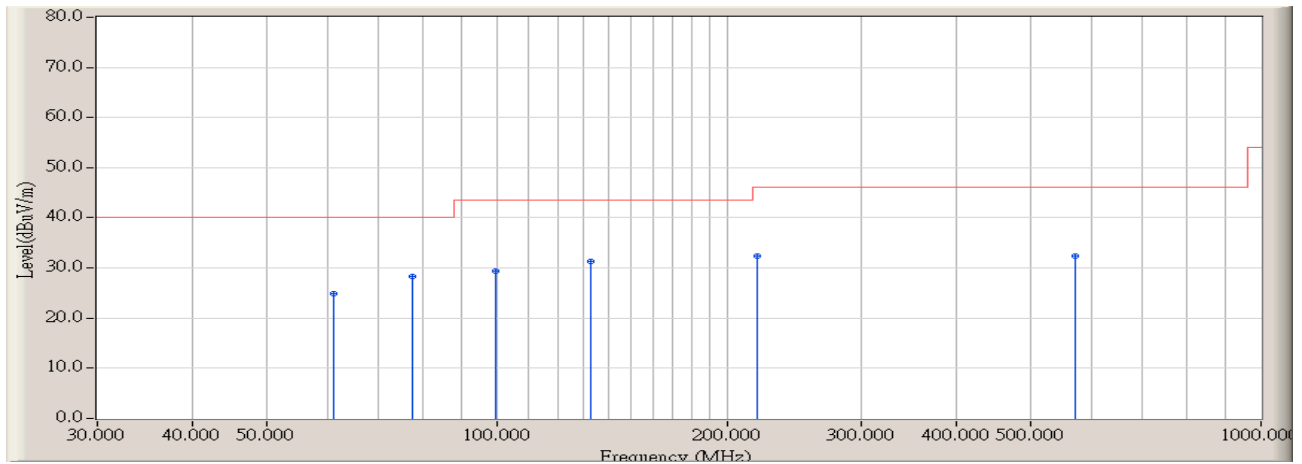


Engineer : Jame	
Site : AC-2 (3m Semi-Anechoic Chamber)	Time : 2008/11/26 - 13:22
Limit : FCC_SpartC_15.209_03M_QP	Margin : 0
EUT : Wireless-B/G/N 26dBm Network Mini PCI Adapter	Probe : CBL6112B_2932(30-2000MHz) - VERTICAL
Power : AC 120V/60Hz	Note : Mode 3: Transmit by 802.11n(20MHz) (Chain 1X 100) at channel 2437MHz



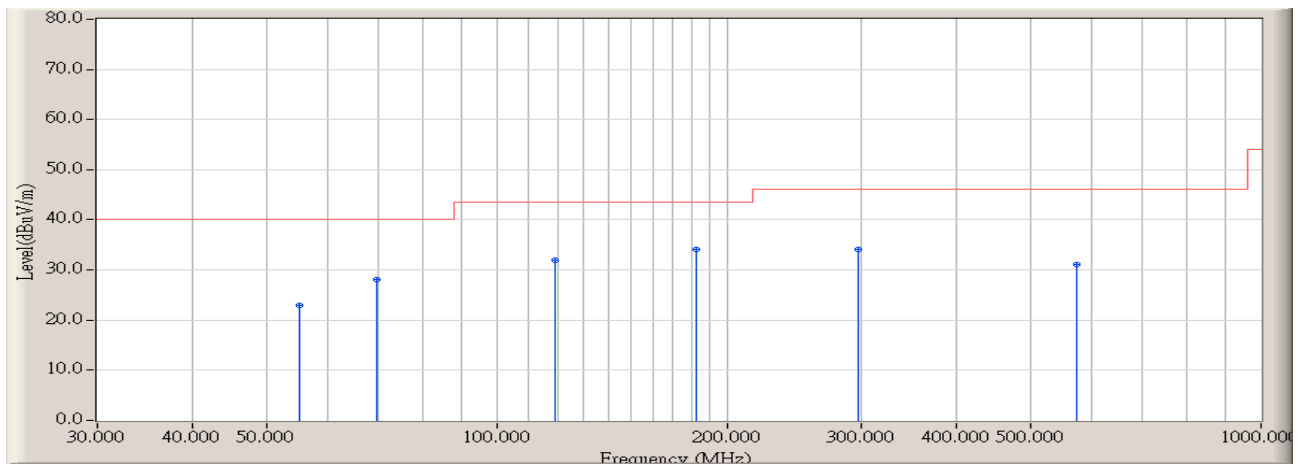
		Frequency (MHz)	Correct Factor (dB)	Reading Level (dBuV)	Measure Level (dBuV/m)	Margin (dB)	Limit (dBuV/m)	Detector Type	Ant Pos (cm)	Table Pos (deg)
1		51.340	-8.886	35.224	26.338	-13.662	40.000	QUASIPeAK	100.000	65.900
2		77.530	-14.057	40.711	26.654	-13.346	40.000	QUASIPeAK	112.500	46.900
3	*	226.910	-8.914	44.686	35.772	-10.248	46.020	QUASIPeAK	104.600	117.000
4		363.680	-6.020	37.570	31.550	-14.470	46.020	QUASIPeAK	100.000	99.300
5		552.830	-1.887	33.261	31.374	-14.646	46.020	QUASIPeAK	100.000	114.700
6		685.720	0.197	29.407	29.604	-16.416	46.020	QUASIPeAK	100.000	89.400

Engineer : Jame	
Site : AC-2 (3m Semi-Anechoic Chamber)	Time : 2008/11/26 - 13:22
Limit : FCC_SpartC_15.209_03M_QP	Margin : 0
EUT : Wireless-B/G/N 26dBm Network Mini PCI Adapter	Probe : CBL6112B_2932(30-2000MHz) - HORIZONTAL
Power : AC 120V/60Hz	Note : Mode 3: Transmit by 802.11n(20MHz) (Chain 1X 100) at channel 2462MHz



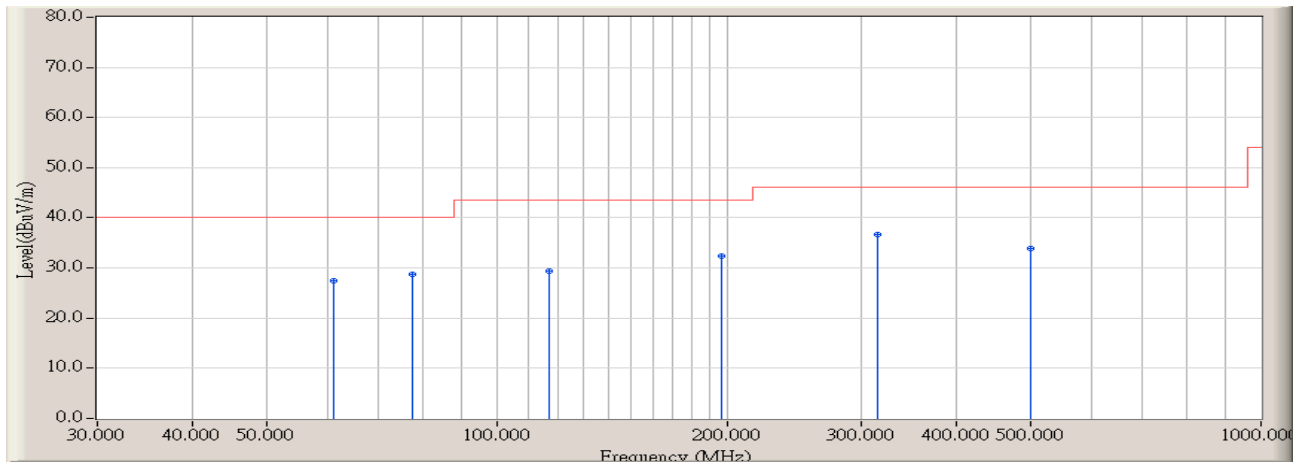
		Frequency (MHz)	Correct Factor (dB)	Reading Level (dBuV)	Measure Level (dBuV/m)	Margin (dB)	Limit (dBuV/m)	Detector Type	Ant Pos (cm)	Table Pos (deg)
1		61.040	-13.122	38.094	24.972	-15.028	40.000	QUASIPeAK	214.600	78.400
2	*	77.530	-14.057	42.322	28.265	-11.735	40.000	QUASIPeAK	322.600	46.200
3		99.840	-11.550	40.888	29.338	-14.182	43.520	QUASIPeAK	122.600	136.900
4		132.820	-9.428	40.802	31.374	-12.146	43.520	QUASIPeAK	109.500	83.000
5		219.150	-9.037	41.462	32.425	-13.595	46.020	QUASIPeAK	100.000	74.900
6		570.290	-1.415	33.802	32.387	-13.633	46.020	QUASIPeAK	106.200	115.700

Engineer : Jame	
Site : AC-2 (3m Semi-Anechoic Chamber)	Time : 2008/11/26 - 13:23
Limit : FCC_SpartC_15.209_03M_QP	Margin : 0
EUT : Wireless-B/G/N 26dBm Network Mini PCI Adapter	Probe : CBL6112B_2932(30-2000MHz) - VERTICAL
Power : AC 120V/60Hz	Note : Mode 3: Transmit by 802.11n(20MHz) (Chain 1X 100) at channel 2462MHz



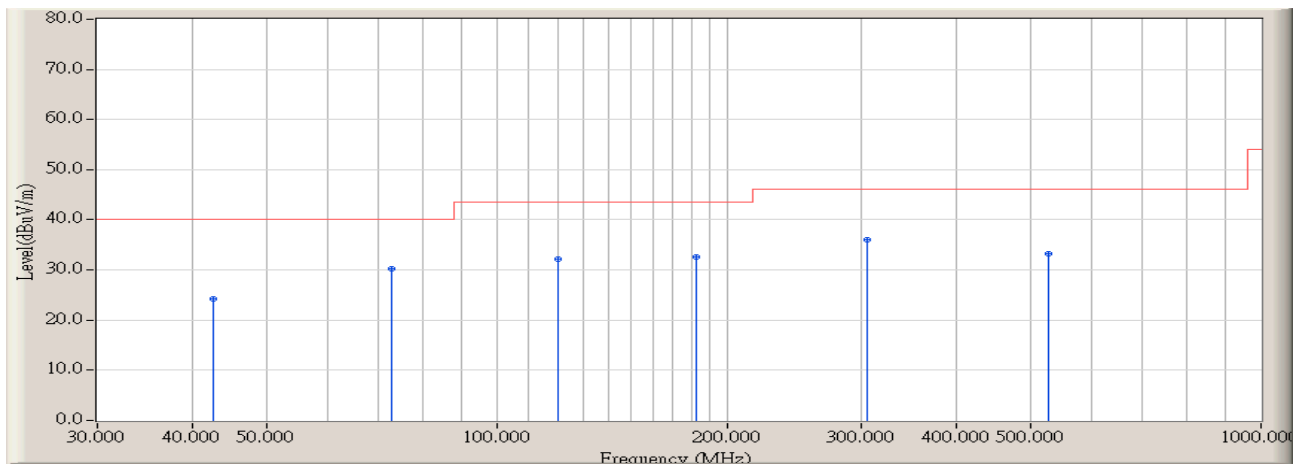
		Frequency (MHz)	Correct Factor (dB)	Reading Level (dBuV)	Measure Level (dBuV/m)	Margin (dB)	Limit (dBuV/m)	Detector Type	Ant Pos (cm)	Table Pos (deg)
1		55.220	-10.770	33.612	22.842	-17.158	40.000	QUASIPeAK	100.000	36.400
2		69.770	-14.369	42.457	28.088	-11.912	40.000	QUASIPeAK	104.500	93.300
3		119.240	-10.120	42.090	31.970	-11.550	43.520	QUASIPeAK	115.200	265.300
4	*	182.290	-11.480	45.636	34.156	-9.364	43.520	QUASIPeAK	100.000	84.700
5		296.750	-8.127	42.138	34.011	-12.009	46.020	QUASIPeAK	100.000	172.600
6		575.140	-1.252	32.315	31.063	-14.957	46.020	QUASIPeAK	100.000	49.000

Engineer : Jame	
Site : AC-2 (3m Semi-Anechoic Chamber)	Time : 2008/11/26 - 13:23
Limit : FCC_SpartC_15.209_03M_QP	Margin : 0
EUT : Wireless-B/G/N 26dBm Network Mini PCI Adapter	Probe : CBL6112B_2932(30-2000MHz) - HORIZONTAL
Power : AC 120V/60Hz	Note : Mode 4: Transmit by 802.11n(40MHz) (Chain 1X 100) at channel 2422MHz



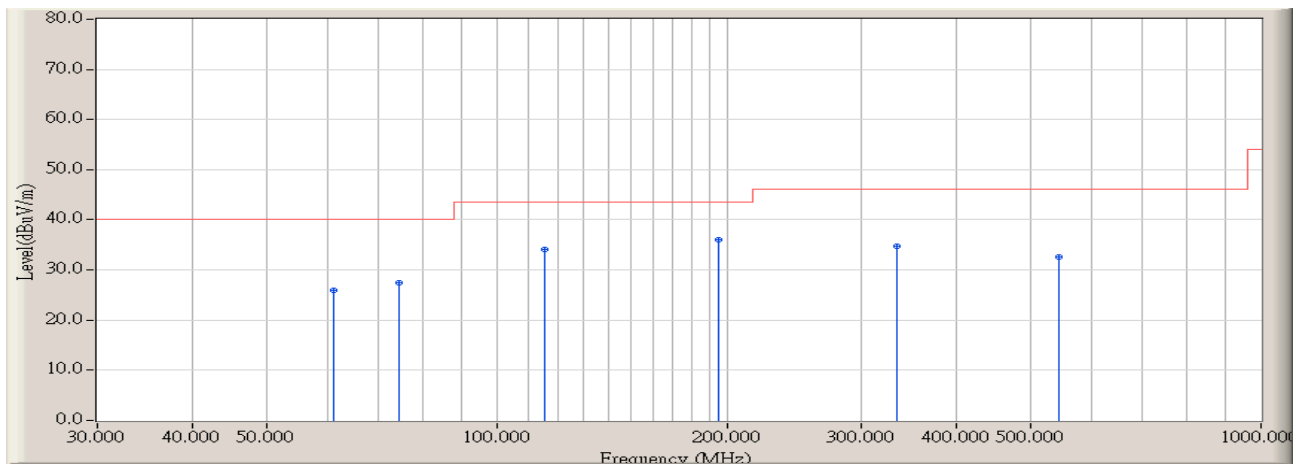
		Frequency (MHz)	Correct Factor (dB)	Reading Level (dBuV)	Measure Level (dBuV/m)	Margin (dB)	Limit (dBuV/m)	Detector Type	Ant Pos (cm)	Table Pos (deg)
1		61.040	-13.122	40.615	27.493	-12.507	40.000	QUASIPeAK	106.200	75.400
2		77.530	-14.057	42.735	28.678	-11.322	40.000	QUASIPeAK	126.000	99.500
3		117.300	-10.191	39.669	29.478	-14.042	43.520	QUASIPeAK	140.000	125.000
4		196.840	-11.048	43.494	32.446	-11.074	43.520	QUASIPeAK	100.000	84.900
5	*	315.180	-7.000	43.684	36.684	-9.336	46.020	QUASIPeAK	203.000	77.900
6		500.450	-3.384	37.304	33.920	-12.100	46.020	QUASIPeAK	114.000	82.300

Engineer : Jame	
Site : AC-2 (3m Semi-Anechoic Chamber)	Time : 2008/11/26 - 13:24
Limit : FCC_SpartC_15.209_03M_QP	Margin : 0
EUT : Wireless-B/G/N 26dBm Network Mini PCI Adapter	Probe : CBL6112B_2932(30-2000MHz) - VERTICAL
Power : AC 120V/60Hz	Note : Mode 4: Transmit by 802.11n(40MHz) (Chain 1X 100) at channel 2422MHz



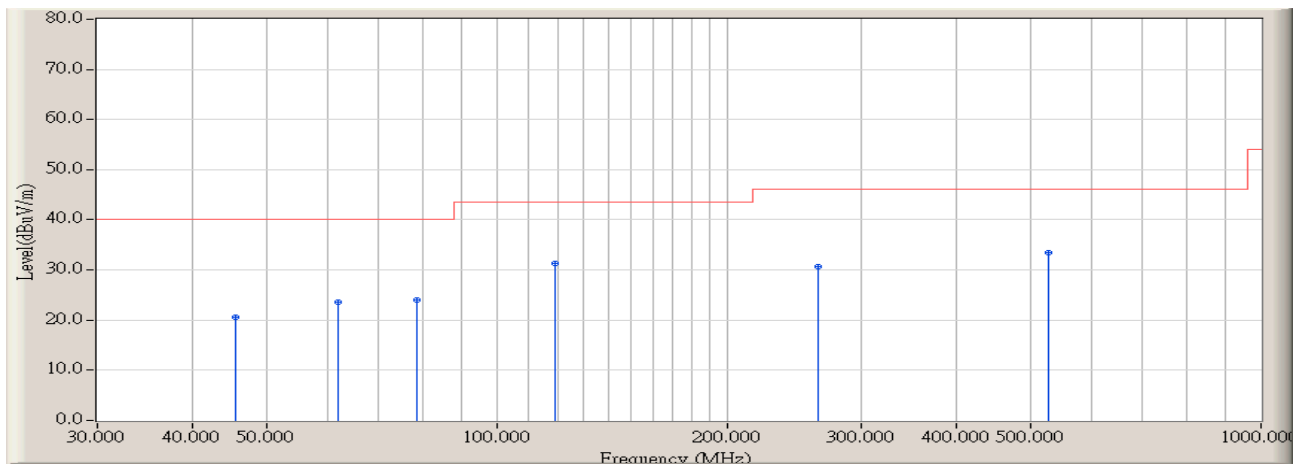
		Frequency (MHz)	Correct Factor (dB)	Reading Level (dBuV)	Measure Level (dBuV/m)	Margin (dB)	Limit (dBuV/m)	Detector Type	Ant Pos (cm)	Table Pos (deg)
1		42.610	-4.701	29.017	24.316	-15.684	40.000	QUASIPeAK	100.000	36.400
2	*	72.680	-14.413	44.625	30.212	-9.788	40.000	QUASIPeAK	100.000	78.500
3		120.210	-10.071	42.175	32.104	-11.416	43.520	QUASIPeAK	106.300	105.000
4		182.290	-11.480	44.090	32.610	-10.910	43.520	QUASIPeAK	100.000	49.300
5		305.480	-7.449	43.471	36.022	-9.998	46.020	QUASIPeAK	100.000	116.900
6		526.640	-3.230	36.556	33.326	-12.694	46.020	QUASIPeAK	100.000	244.500

Engineer : Jame	
Site : AC-2 (3m Semi-Anechoic Chamber)	Time : 2008/11/26 - 13:24
Limit : FCC_SpartC_15.209_03M_QP	Margin : 0
EUT : Wireless-B/G/N 26dBm Network Mini PCI Adapter	Probe : CBL6112B_2932(30-2000MHz) - HORIZONTAL
Power : AC 120V/60Hz	Note : Mode 4: Transmit by 802.11n(40MHz) (Chain 1X 100) at channel 2437MHz



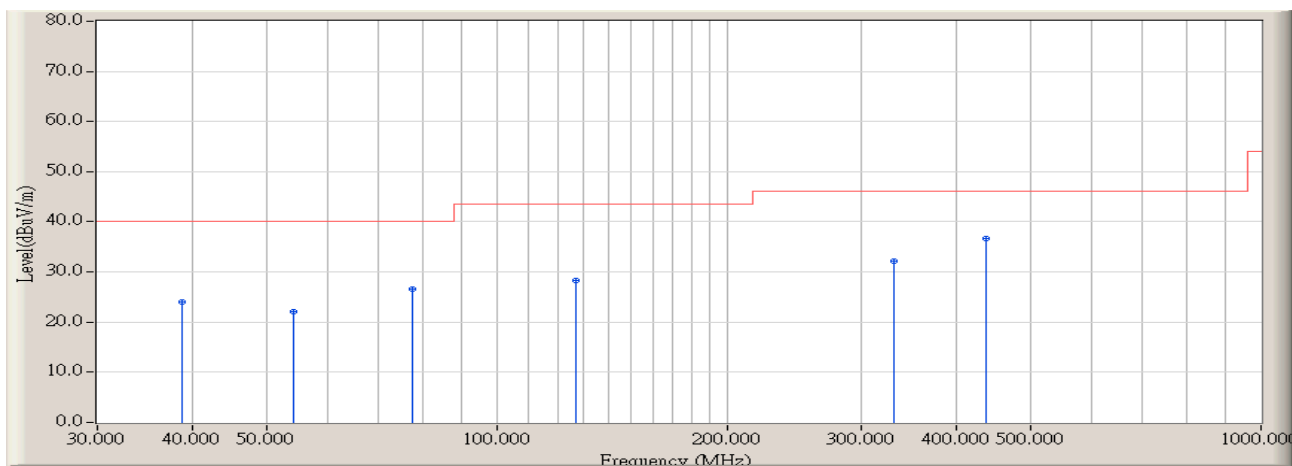
		Frequency (MHz)	Correct Factor (dB)	Reading Level (dBuV)	Measure Level (dBuV/m)	Margin (dB)	Limit (dBuV/m)	Detector Type	Ant Pos (cm)	Table Pos (deg)
1		61.040	-13.122	39.013	25.891	-14.109	40.000	QUASIPeAK	201.000	74.600
2		74.620	-14.305	41.834	27.529	-12.471	40.000	QUASIPeAK	312.600	95.400
3		115.360	-10.287	44.399	34.112	-9.408	43.520	QUASIPeAK	135.700	65.800
4	*	194.900	-11.116	47.136	36.020	-7.500	43.520	QUASIPeAK	100.000	93.800
5		333.610	-6.614	41.462	34.848	-11.172	46.020	QUASIPeAK	185.000	49.000
6		543.130	-2.700	35.354	32.654	-13.366	46.020	QUASIPeAK	109.500	215.700

Engineer : Jame	
Site : AC-2 (3m Semi-Anechoic Chamber)	Time : 2008/11/26 - 13:25
Limit : FCC_SpartC_15.209_03M_QP	Margin : 0
EUT : Wireless-B/G/N 26dBm Network Mini PCI Adapter	Probe : CBL6112B_2932(30-2000MHz) - VERTICAL
Power : AC 120V/60Hz	Note : Mode 4: Transmit by 802.11n(40MHz) (Chain 1X 100) at channel 2437MHz



		Frequency (MHz)	Correct Factor (dB)	Reading Level (dBuV)	Measure Level (dBuV/m)	Margin (dB)	Limit (dBuV/m)	Detector Type	Ant Pos (cm)	Table Pos (deg)
1		45.520	-6.088	26.631	20.543	-19.457	40.000	QUASIPeAK	100.000	62.900
2		62.010	-13.407	36.907	23.500	-16.500	40.000	QUASIPeAK	112.600	84.900
3		78.500	-13.929	37.967	24.038	-15.962	40.000	QUASIPeAK	100.000	253.900
4	*	119.240	-10.120	41.509	31.389	-12.131	43.520	QUASIPeAK	100.000	169.400
5		263.770	-8.570	39.174	30.604	-15.416	46.020	QUASIPeAK	100.000	354.000
6		526.640	-3.230	36.785	33.555	-12.465	46.020	QUASIPeAK	100.000	115.900

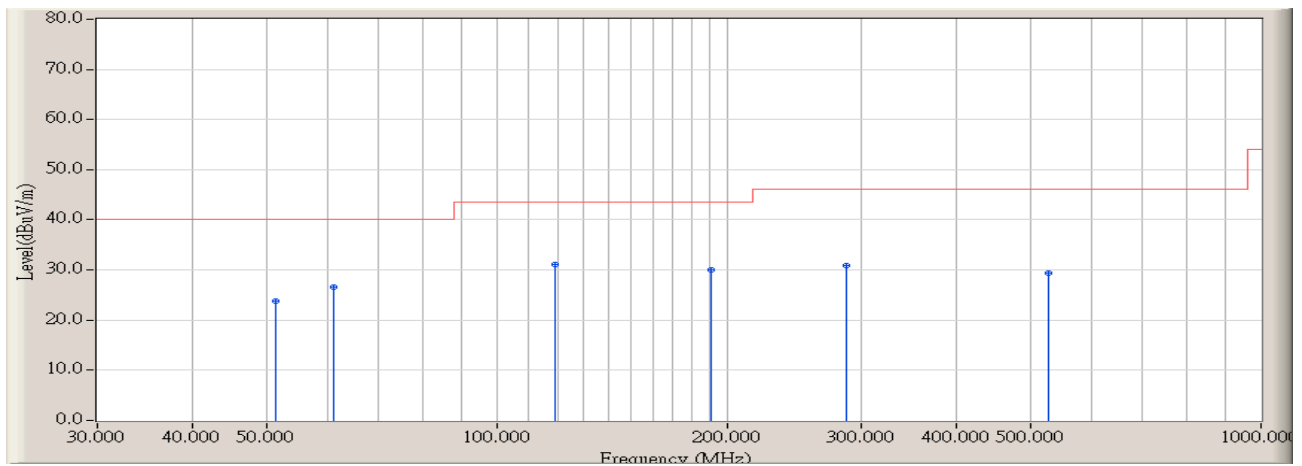
Engineer : Jame	
Site : AC-2 (3m Semi-Anechoic Chamber)	Time : 2008/11/26 - 13:25
Limit : FCC_SpartC_15.209_03M_QP	Margin : 0
EUT : Wireless-B/G/N 26dBm Network Mini PCI Adapter	Probe : CBL6112B_2932(30-2000MHz) - HORIZONTAL
Power : AC 120V/60Hz	Note : Mode 4: Transmit by 802.11n(40MHz) (Chain 1X 100) at channel 2452MHz



		Frequency (MHz)	Correct Factor (dB)	Reading Level (dBuV)	Measure Level (dBuV/m)	Margin (dB)	Limit (dBuV/m)	Detector Type	Ant Pos (cm)	Table Pos (deg)
1		38.730	-2.804	26.859	24.055	-15.945	40.000	QUASIPeAK	133.400	76.900
2		54.250	-10.287	32.287	22.000	-18.000	40.000	QUASIPeAK	206.000	146.000
3		77.530	-14.057	40.610	26.553	-13.447	40.000	QUASIPeAK	175.600	49.000
4		127.000	-9.573	37.901	28.328	-15.192	43.520	QUASIPeAK	203.000	116.900
5		330.700	-6.732	38.943	32.211	-13.809	46.020	QUASIPeAK	100.000	94.600
6	*	437.400	-4.600	41.246	36.646	-9.374	46.020	QUASIPeAK	114.800	71.900

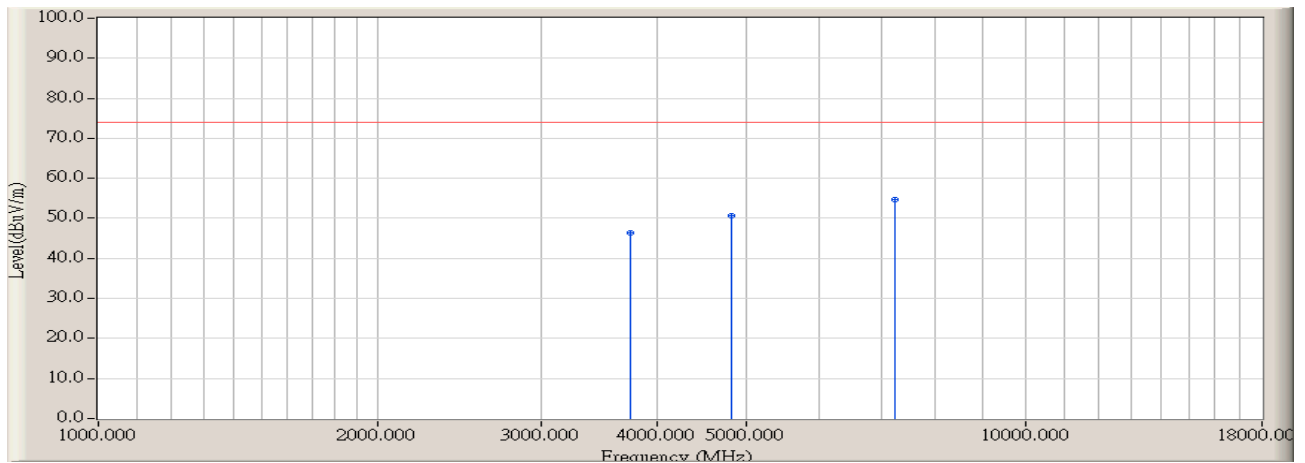


Engineer : Jame	
Site : AC-2 (3m Semi-Anechoic Chamber)	Time : 2008/11/26 - 13:26
Limit : FCC_SpartC_15.209_03M_QP	Margin : 0
EUT : Wireless-B/G/N 26dBm Network Mini PCI Adapter	Probe : CBL6112B_2932(30-2000MHz) - VERTICAL
Power : AC 120V/60Hz	Note : Mode 4: Transmit by 802.11n(40MHz) (Chain 1X 100) at channel 2452MHz



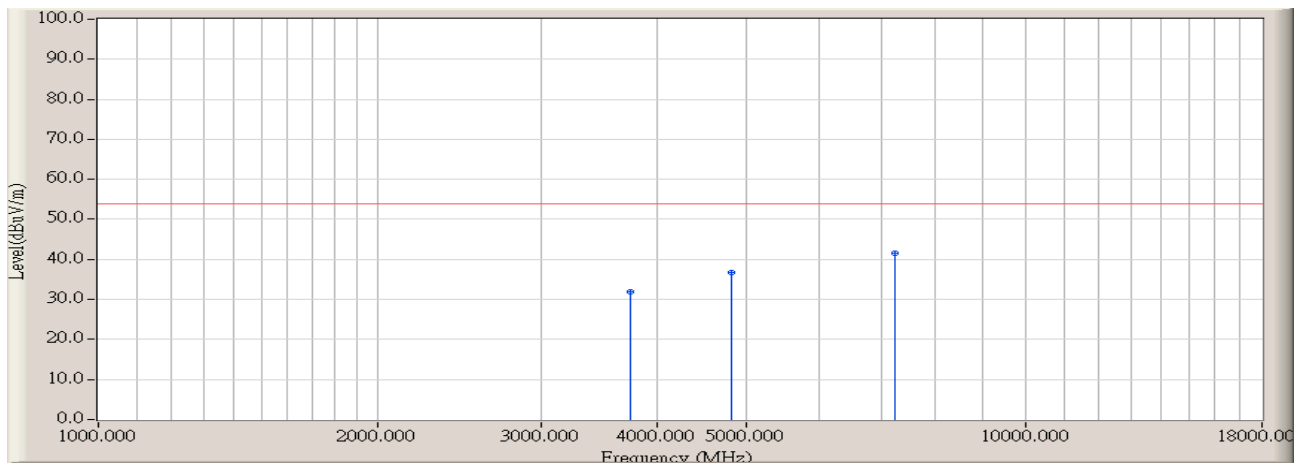
		Frequency (MHz)	Correct Factor (dB)	Reading Level (dBuV)	Measure Level (dBuV/m)	Margin (dB)	Limit (dBuV/m)	Detector Type	Ant Pos (cm)	Table Pos (deg)
1		51.340	-8.886	32.778	23.892	-16.108	40.000	QUASIPeAK	100.000	44.800
2		61.040	-13.122	39.689	26.567	-13.433	40.000	QUASIPeAK	100.000	46.600
3	*	119.240	-10.120	41.282	31.162	-12.358	43.520	QUASIPeAK	122.800	136.500
4		191.020	-11.294	41.319	30.025	-13.495	43.520	QUASIPeAK	112.900	326.000
5		287.050	-8.571	39.452	30.881	-15.139	46.020	QUASIPeAK	100.000	106.600
6		526.640	-3.230	32.562	29.332	-16.688	46.020	QUASIPeAK	105.000	92.600

Engineer : Jame	
Site : AC-2 (3m Semi-Anechoic Chamber)	Time : 2008/12/02 - 09:39
Limit : FCC_SpartC_15.209_03M_PK	Margin : 0
EUT : Wireless-B/G/N 26dBm Network Mini PCI Adapter	Probe : BBHA9120D_496(1-18GHz) - HORIZONTAL
Power : AC 120V/60Hz	Note : Mode 1: Transmit by 802.11b (Chain 1X 100) at channel 2412MHz



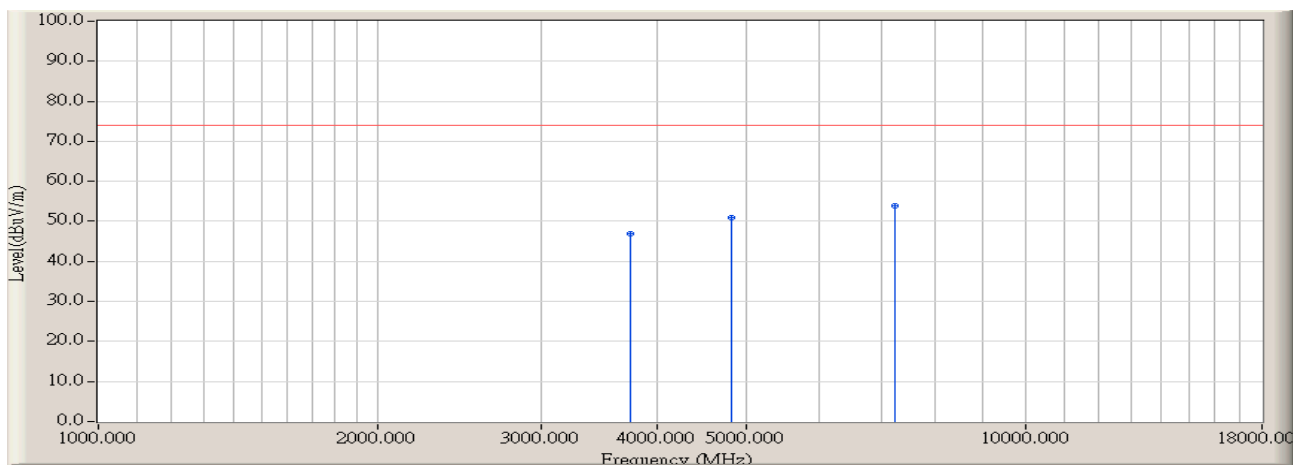
		Frequency (MHz)	Correct Factor (dB)	Reading Level (dBuV)	Measure Level (dBuV/m)	Margin (dB)	Limit (dBuV/m)	Detector Type	Ant Pos (cm)	Table Pos (deg)
1		3754.000	-0.210	46.509	46.299	-27.671	73.970	PEAK	150.000	224.300
2		4825.000	3.610	47.006	50.616	-23.354	73.970	PEAK	148.000	14.200
3	*	7239.000	12.270	42.319	54.589	-19.381	73.970	PEAK	155.000	234.500

Engineer : Jame	
Site : AC-2 (3m Semi-Anechoic Chamber)	Time : 2008/12/02 - 09:39
Limit : FCC_SpartC_15.209_03M_AV	Margin : 0
EUT : Wireless-B/G/N 26dBm Network Mini PCI Adapter	Probe : BBHA9120D_496(1-18GHz) - HORIZONTAL
Power : AC 120V/60Hz	Note : Mode 1: Transmit by 802.11b (Chain 1X 100) at channel 2412MHz



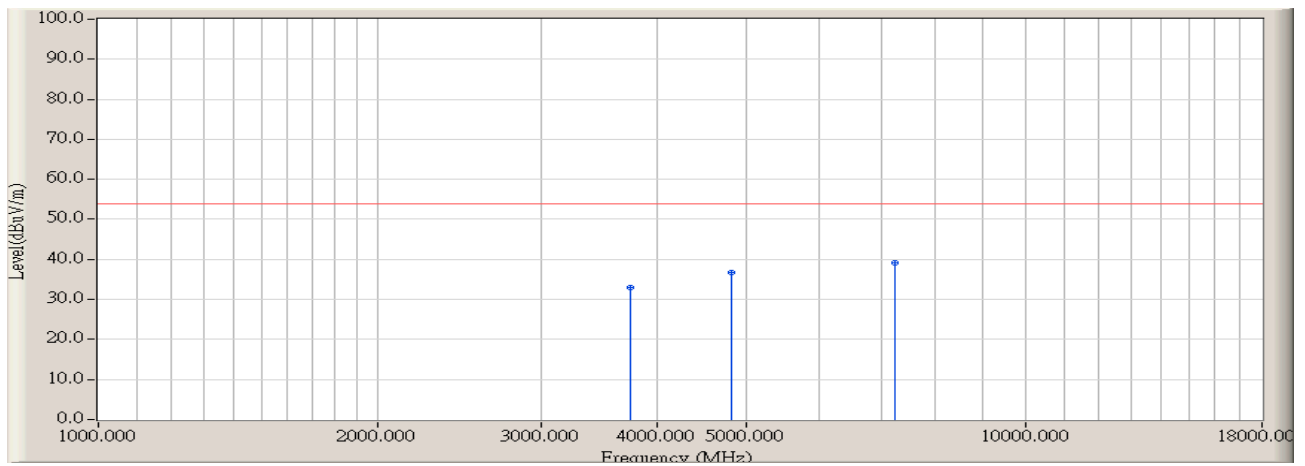
		Frequency (MHz)	Correct Factor (dB)	Reading Level (dBuV)	Measure Level (dBuV/m)	Margin (dB)	Limit (dBuV/m)	Detector Type	Ant Pos (cm)	Table Pos (deg)
1		3754.000	-0.210	32.210	32.000	-21.970	53.970	AVERAGE	150.000	224.300
2		4825.000	3.610	33.010	36.620	-17.350	53.970	AVERAGE	148.000	14.200
3	*	7239.000	12.270	29.220	41.490	-12.480	53.970	AVERAGE	155.000	234.500

Engineer : Jame	
Site : AC-2 (3m Semi-Anechoic Chamber)	Time : 2008/12/02 - 09:40
Limit : FCC_SpartC_15.209_03M_PK	Margin : 0
EUT : Wireless-B/G/N 26dBm Network Mini PCI Adapter	Probe : BBHA9120D_496(1-18GHz) - VERTICAL
Power : AC 120V/60Hz	Note : Mode 1: Transmit by 802.11b (Chain 1X 100) at channel 2412MHz



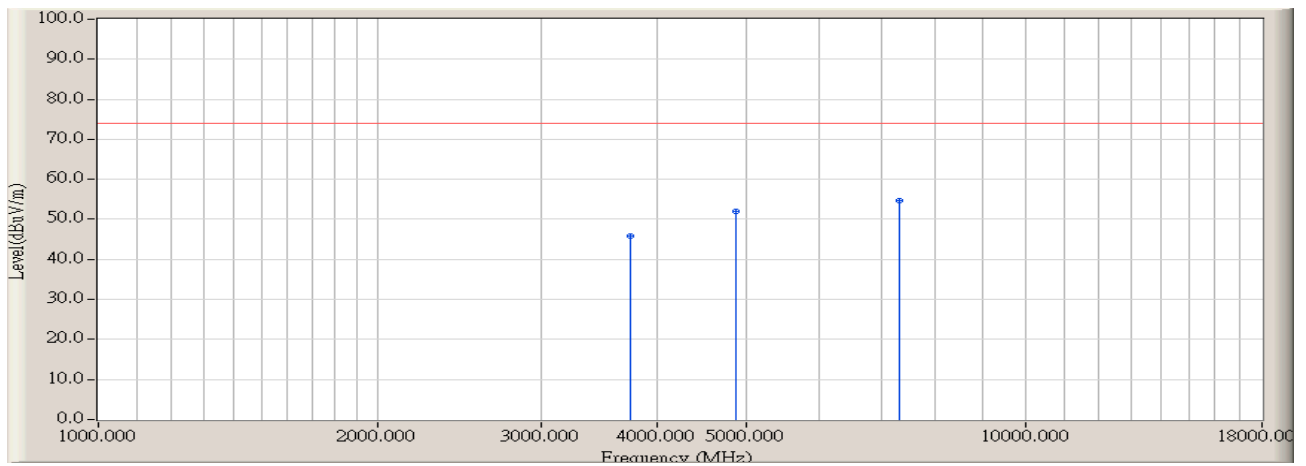
		Frequency (MHz)	Correct Factor (dB)	Reading Level (dBuV)	Measure Level (dBuV/m)	Margin (dB)	Limit (dBuV/m)	Detector Type	Ant Pos (cm)	Table Pos (deg)
1		3754.000	-0.210	47.097	46.887	-27.083	73.970	PEAK	150.000	325.300
2		4825.000	3.610	47.222	50.832	-23.138	73.970	PEAK	134.000	98.500
3	*	7239.000	12.270	41.724	53.994	-19.976	73.970	PEAK	133.000	56.400

Engineer : Jame	
Site : AC-2 (3m Semi-Anechoic Chamber)	Time : 2008/12/02 - 09:40
Limit : FCC_SpartC_15.209_03M_AV	Margin : 0
EUT : Wireless-B/G/N 26dBm Network Mini PCI Adapter	Probe : BBHA9120D_496(1-18GHz) - VERTICAL
Power : AC 120V/60Hz	Note : Mode 1: Transmit by 802.11b (Chain 1X 100) at channel 2412MHz



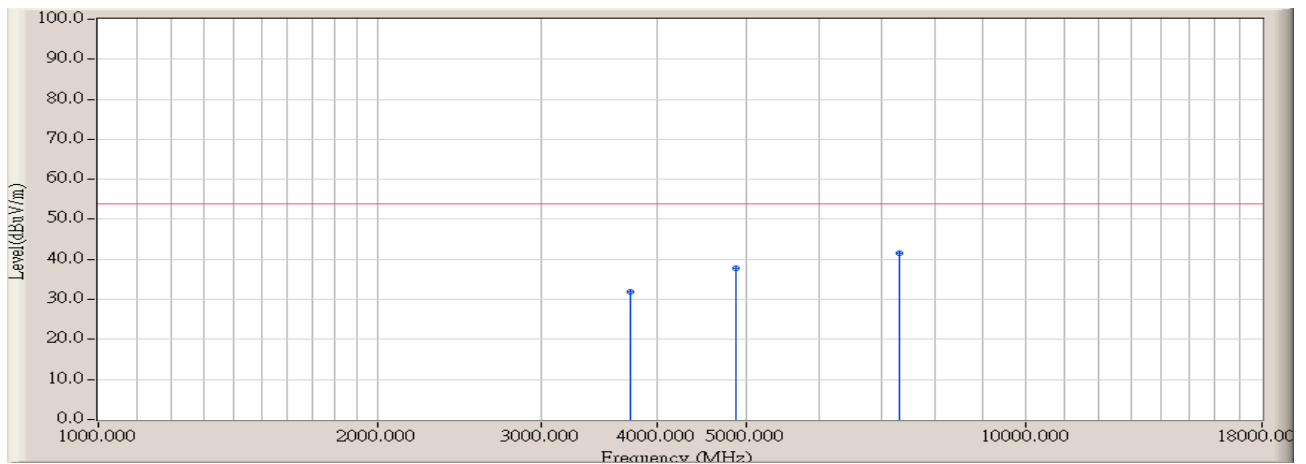
		Frequency (MHz)	Correct Factor (dB)	Reading Level (dBuV)	Measure Level (dBuV/m)	Margin (dB)	Limit (dBuV/m)	Detector Type	Ant Pos (cm)	Table Pos (deg)
1		3754.000	-0.210	33.080	32.870	-21.100	53.970	AVERAGE	150.000	325.300
2		4825.000	3.610	33.140	36.750	-17.220	53.970	AVERAGE	134.000	98.500
3	*	7239.000	12.270	26.820	39.090	-14.880	53.970	AVERAGE	133.000	56.400

Engineer : Jame	
Site : AC-2 (3m Semi-Anechoic Chamber)	Time : 2008/12/02 - 09:41
Limit : FCC_SpartC_15.209_03M_PK	Margin : 0
EUT : Wireless-B/G/N 26dBm Network Mini PCI Adapter	Probe : BBHA9120D_496(1-18GHz) - HORIZONTAL
Power : AC 120V/60Hz	Note : Mode 1: Transmit by 802.11b (Chain 1X 100) at channel 2437MHz



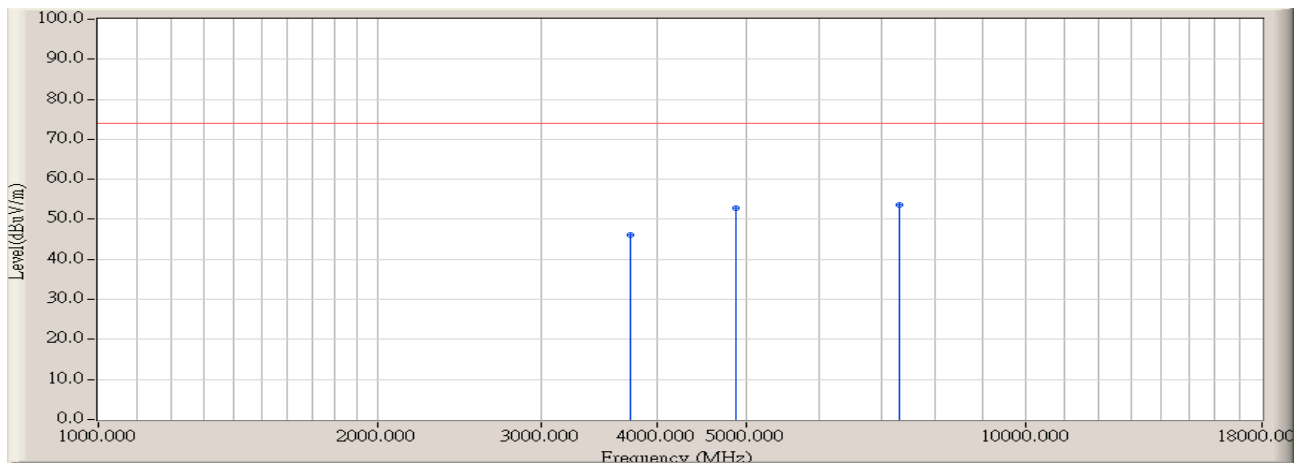
		Frequency (MHz)	Correct Factor (dB)	Reading Level (dBuV)	Measure Level (dBuV/m)	Margin (dB)	Limit (dBuV/m)	Detector Type	Ant Pos (cm)	Table Pos (deg)
1		3754.000	-0.210	46.159	45.949	-28.021	73.970	PEAK	150.000	125.600
2		4876.000	3.640	48.388	52.028	-21.942	73.970	PEAK	145.000	178.600
3	*	7307.000	12.130	42.439	54.569	-19.401	73.970	PEAK	150.000	145.300

Engineer : Jame	
Site : AC-2 (3m Semi-Anechoic Chamber)	Time : 2008/12/02 - 09:41
Limit : FCC_SpartC_15.209_03M_AV	Margin : 0
EUT : Wireless-B/G/N 26dBm Network Mini PCI Adapter	Probe : BBHA9120D_496(1-18GHz) - HORIZONTAL
Power : AC 120V/60Hz	Note : Mode 1: Transmit by 802.11b (Chain 1X 100) at channel 2437MHz



		Frequency (MHz)	Correct Factor (dB)	Reading Level (dBuV)	Measure Level (dBuV/m)	Margin (dB)	Limit (dBuV/m)	Detector Type	Ant Pos (cm)	Table Pos (deg)
1		3754.000	-0.210	32.003	31.793	-22.177	53.970	AVERAGE	150.000	125.600
2		4876.000	3.640	34.140	37.780	-16.190	53.970	AVERAGE	145.000	178.600
3	*	7307.000	12.130	29.310	41.440	-12.530	53.970	AVERAGE	150.000	145.300

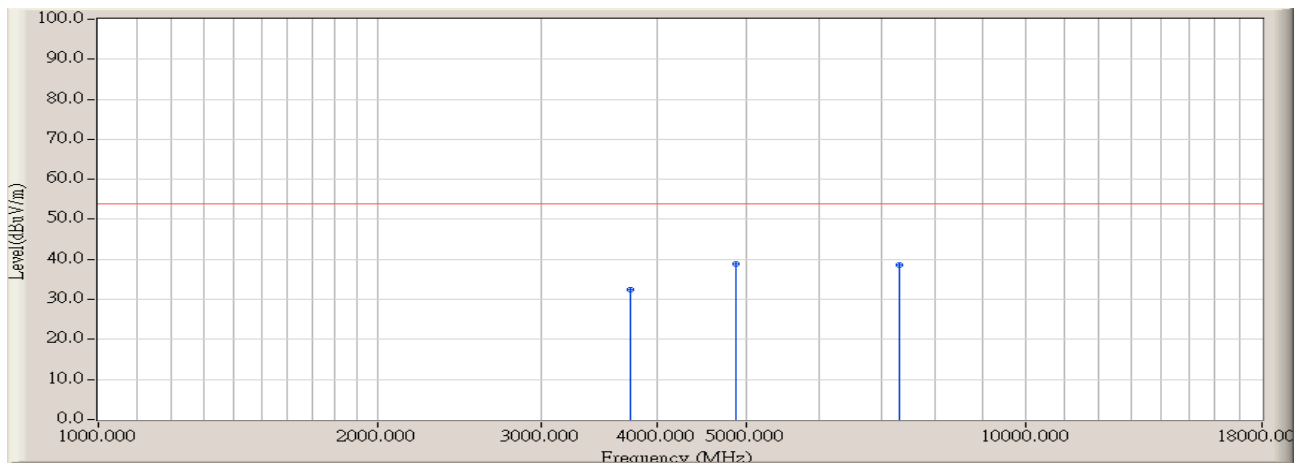
Engineer : Jame	
Site : AC-2 (3m Semi-Anechoic Chamber)	Time : 2008/12/02 - 09:42
Limit : FCC_SpartC_15.209_03M_PK	Margin : 0
EUT : Wireless-B/G/N 26dBm Network Mini PCI Adapter	Probe : BBHA9120D_496(1-18GHz) - VERTICAL
Power : AC 120V/60Hz	Note : Mode 1: Transmit by 802.11b (Chain 1X 100) at channel 2437MHz



		Frequency (MHz)	Correct Factor (dB)	Reading Level (dBuV)	Measure Level (dBuV/m)	Margin (dB)	Limit (dBuV/m)	Detector Type	Ant Pos (cm)	Table Pos (deg)
1		3754.000	-0.210	46.377	46.167	-27.803	73.970	PEAK	124.000	128.000
2		4876.000	3.640	49.070	52.710	-21.260	73.970	PEAK	134.000	78.500
3	*	7307.000	12.130	41.429	53.559	-20.411	73.970	PEAK	145.000	166.000

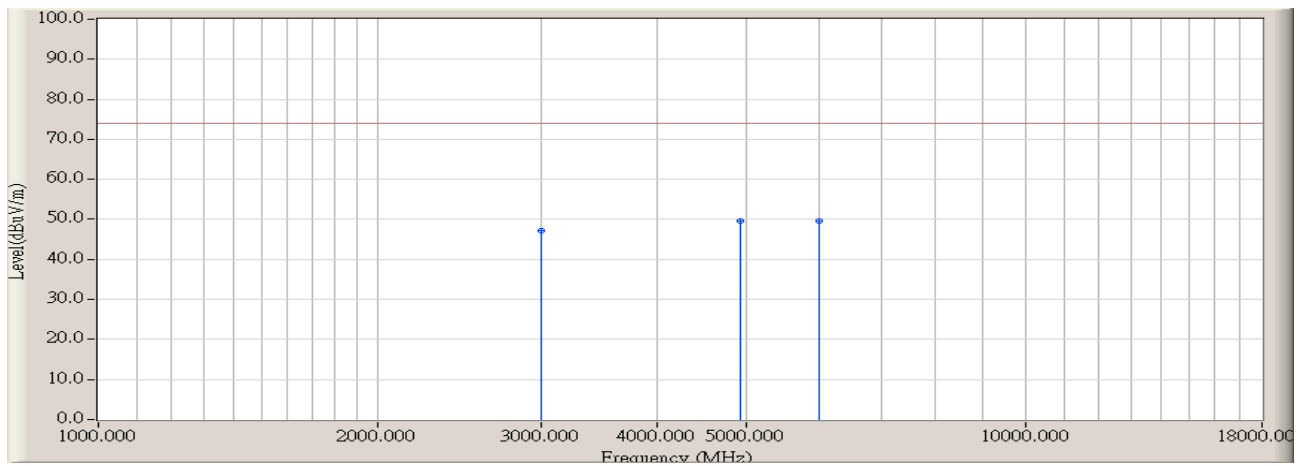


Engineer : Jame	
Site : AC-2 (3m Semi-Anechoic Chamber)	Time : 2008/12/02 - 09:42
Limit : FCC_SpartC_15.209_03M_AV	Margin : 0
EUT : Wireless-B/G/N 26dBm Network Mini PCI Adapter	Probe : BBHA9120D_496(1-18GHz) - VERTICAL
Power : AC 120V/60Hz	Note : Mode 1: Transmit by 802.11b (Chain 1X 100) at channel 2437MHz



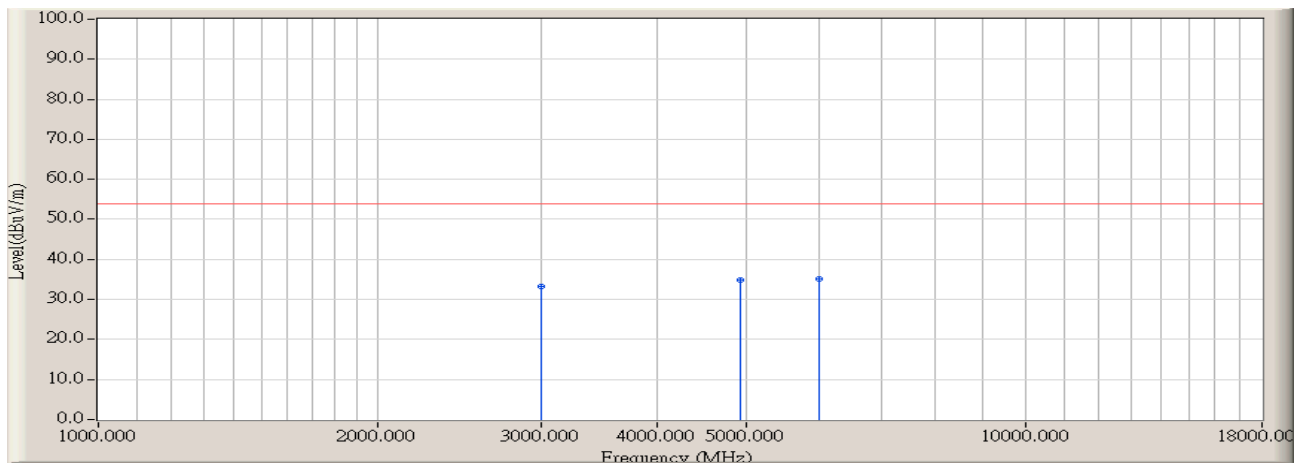
		Frequency (MHz)	Correct Factor (dB)	Reading Level (dBuV)	Measure Level (dBuV/m)	Margin (dB)	Limit (dBuV/m)	Detector Type	Ant Pos (cm)	Table Pos (deg)
1		3754.000	-0.210	32.540	32.330	-21.640	53.970	AVERAGE	124.000	128.000
2	*	4876.000	3.640	35.210	38.850	-15.120	53.970	AVERAGE	134.000	78.500
3		7307.000	12.130	26.550	38.680	-15.290	53.970	AVERAGE	145.000	166.000

Engineer : Jame	
Site : AC-2 (3m Semi-Anechoic Chamber)	Time : 2008/12/02 - 09:42
Limit : FCC_SpartC_15.209_03M_PK	Margin : 0
EUT : Wireless-B/G/N 26dBm Network Mini PCI Adapter	Probe : BBHA9120D_496(1-18GHz) - HORIZONTAL
Power : AC 120V/60Hz	Note : Mode 1: Transmit by 802.11b (Chain 1X 100) at channel 2462MHz



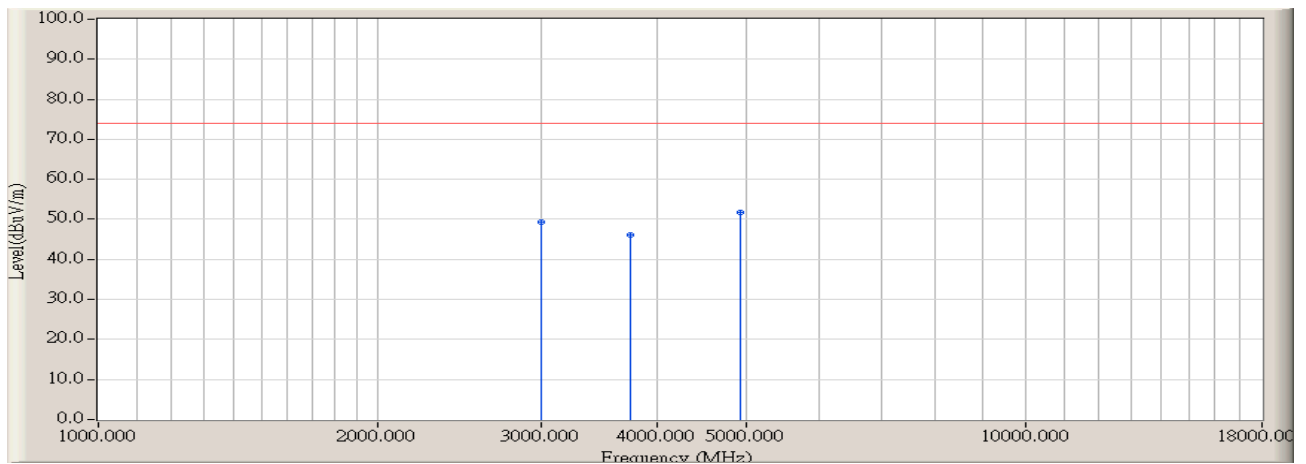
		Frequency (MHz)	Correct Factor (dB)	Reading Level (dBuV)	Measure Level (dBuV/m)	Margin (dB)	Limit (dBuV/m)	Detector Type	Ant Pos (cm)	Table Pos (deg)
1		3006.000	-1.840	49.032	47.192	-26.778	73.970	PEAK	124.000	256.000
2	*	4927.000	3.920	45.696	49.616	-24.354	73.970	PEAK	150.000	124.000
3		5998.000	5.740	43.783	49.523	-24.447	73.970	PEAK	134.000	125.000

Engineer : Jame	
Site : AC-2 (3m Semi-Anechoic Chamber)	Time : 2008/12/02 - 09:42
Limit : FCC_SpartC_15.209_03M_AV	Margin : 0
EUT : Wireless-B/G/N 26dBm Network Mini PCI Adapter	Probe : BBHA9120D_496(1-18GHz) - HORIZONTAL
Power : AC 120V/60Hz	Note : Mode 1: Transmit by 802.11b (Chain 1X 100) at channel 2462MHz



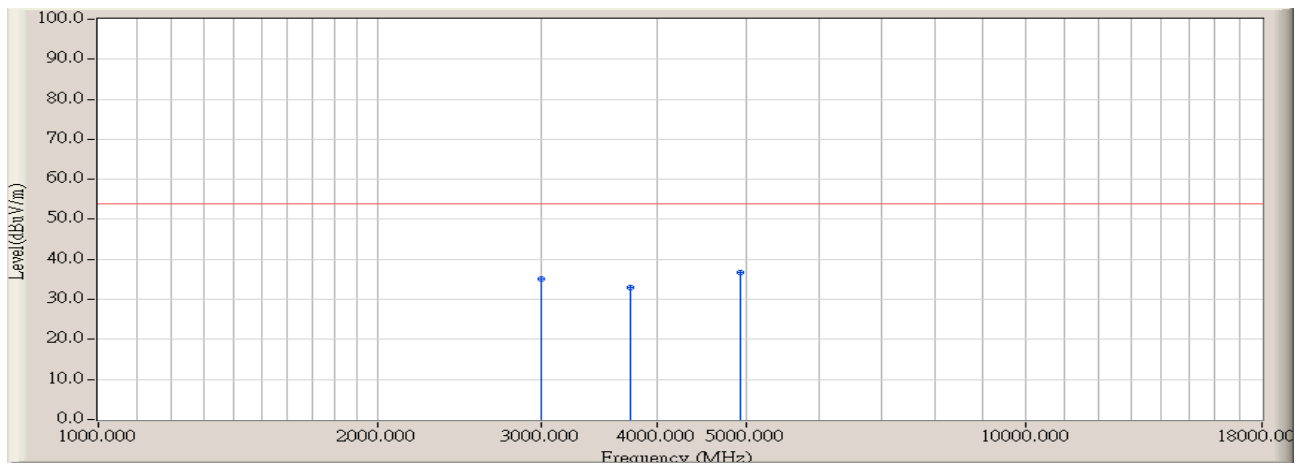
		Frequency (MHz)	Correct Factor (dB)	Reading Level (dBuV)	Measure Level (dBuV/m)	Margin (dB)	Limit (dBuV/m)	Detector Type	Ant Pos (cm)	Table Pos (deg)
1		3006.000	-1.840	35.020	33.180	-20.790	53.970	AVERAGE	124.000	128.000
2		4927.000	3.920	30.880	34.800	-19.170	53.970	AVERAGE	134.000	78.500
3	*	5998.000	5.740	29.380	35.120	-18.850	53.970	AVERAGE	145.000	166.000

Engineer : Jame	
Site : AC-2 (3m Semi-Anechoic Chamber)	Time : 2008/12/02 - 09:43
Limit : FCC_SpartC_15.209_03M_PK	Margin : 0
EUT : Wireless-B/G/N 26dBm Network Mini PCI Adapter	Probe : BBHA9120D_496(1-18GHz) - VERTICAL
Power : AC 120V/60Hz	Note : Mode 1: Transmit by 802.11b (Chain 1X 100) at channel 2462MHz



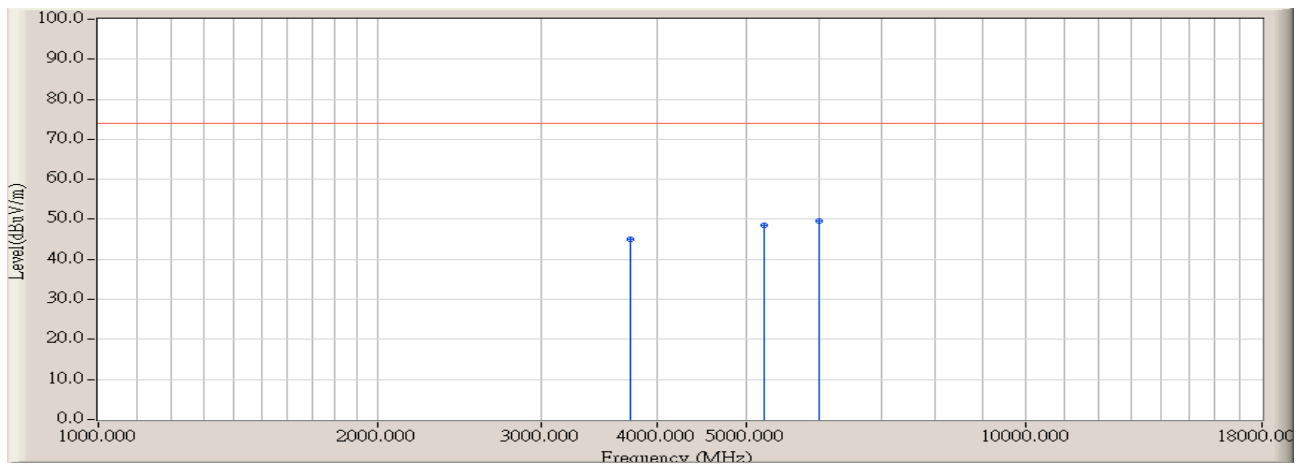
		Frequency (MHz)	Correct Factor (dB)	Reading Level (dBuV)	Measure Level (dBuV/m)	Margin (dB)	Limit (dBuV/m)	Detector Type	Ant Pos (cm)	Table Pos (deg)
1		3006.000	-1.840	51.049	49.209	-24.761	73.970	PEAK	124.000	256.000
2		3754.000	-0.210	46.378	46.168	-27.802	73.970	PEAK	150.000	124.000
3	*	4927.000	3.920	47.857	51.777	-22.193	73.970	PEAK	134.000	125.000

Engineer : Jame	
Site : AC-2 (3m Semi-Anechoic Chamber)	Time : 2008/12/02 - 09:43
Limit : FCC_SpartC_15.209_03M_AV	Margin : 0
EUT : Wireless-B/G/N 26dBm Network Mini PCI Adapter	Probe : BBHA9120D_496(1-18GHz) - VERTICAL
Power : AC 120V/60Hz	Note : Mode 1: Transmit by 802.11b (Chain 1X 100) at channel 2462MHz



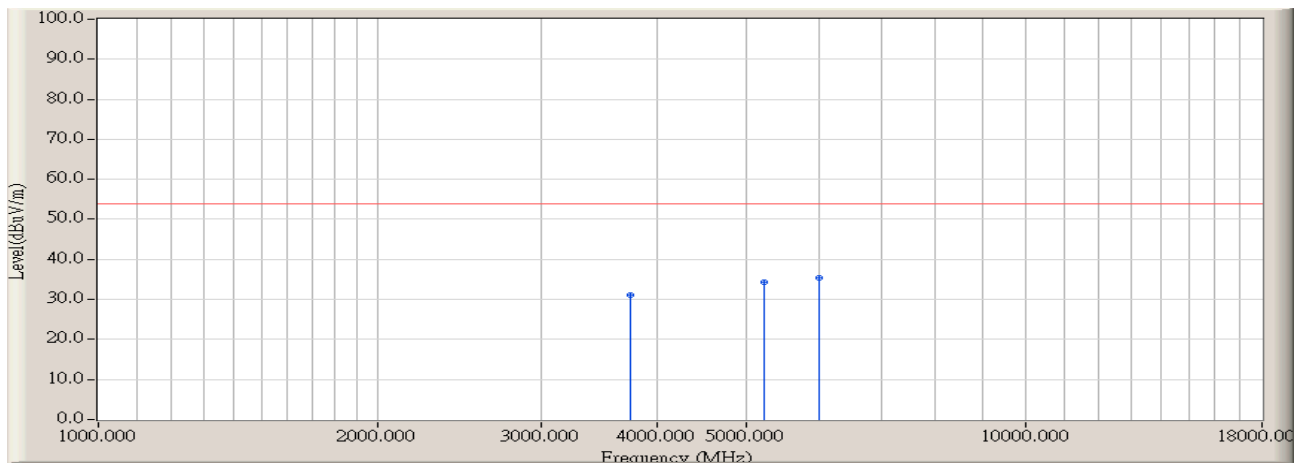
		Frequency (MHz)	Correct Factor (dB)	Reading Level (dBuV)	Measure Level (dBuV/m)	Margin (dB)	Limit (dBuV/m)	Detector Type	Ant Pos (cm)	Table Pos (deg)
1		3006.000	-1.840	37.020	35.180	-18.790	53.970	AVERAGE	124.000	256.000
2		3754.000	-0.210	33.110	32.900	-21.070	53.970	AVERAGE	150.000	124.000
3	*	4927.000	3.920	32.860	36.780	-17.190	53.970	AVERAGE	134.000	125.000

Engineer : Jame	
Site : AC-2 (3m Semi-Anechoic Chamber)	Time : 2008/12/02 - 09:44
Limit : FCC_SpartC_15.209_03M_PK	Margin : 0
EUT : Wireless-B/G/N 26dBm Network Mini PCI Adapter	Probe : BBHA9120D_496(1-18GHz) - HORIZONTAL
Power : AC 120V/60Hz	Note : Mode 2: Transmit by 802.11g (Chain 1X 100) at channel 2412MHz



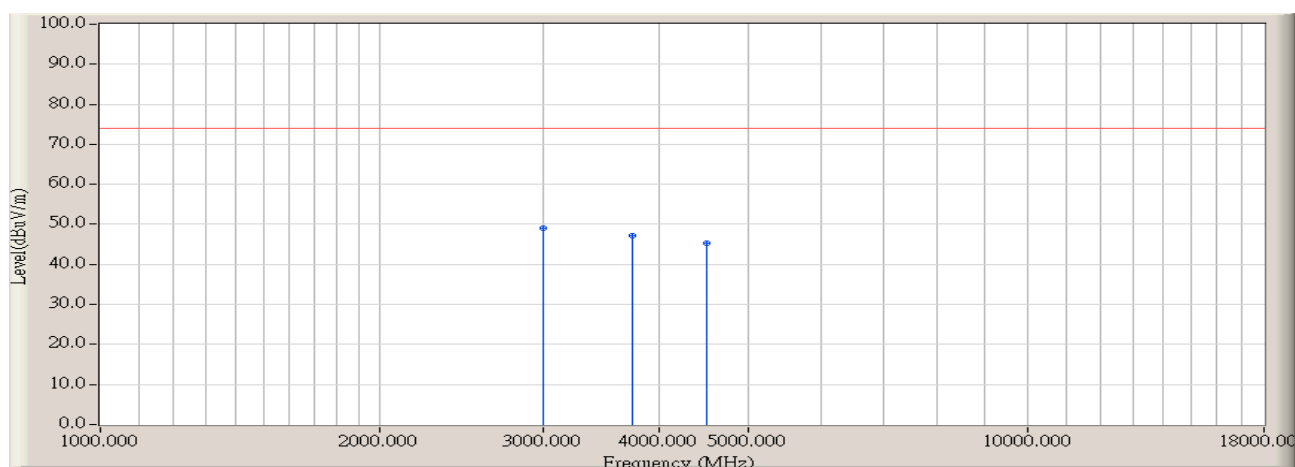
		Frequency (MHz)	Correct Factor (dB)	Reading Level (dBuV)	Measure Level (dBuV/m)	Margin (dB)	Limit (dBuV/m)	Detector Type	Ant Pos (cm)	Table Pos (deg)
1		3754.000	-0.210	45.331	45.121	-28.849	73.970	PEAK	143.000	345.000
2		5233.000	4.040	44.357	48.397	-25.573	73.970	PEAK	125.000	24.500
3	*	5998.000	5.740	43.773	49.513	-24.457	73.970	PEAK	150.000	124.000

Engineer : Jame	
Site : AC-2 (3m Semi-Anechoic Chamber)	Time : 2008/12/02 - 09:44
Limit : FCC_SpartC_15.209_03M_AV	Margin : 0
EUT : Wireless-B/G/N 26dBm Network Mini PCI Adapter	Probe : BBHA9120D_496(1-18GHz) - HORIZONTAL
Power : AC 120V/60Hz	Note : Mode 2: Transmit by 802.11g (Chain 1X 100) at channel 2412MHz



		Frequency (MHz)	Correct Factor (dB)	Reading Level (dBuV)	Measure Level (dBuV/m)	Margin (dB)	Limit (dBuV/m)	Detector Type	Ant Pos (cm)	Table Pos (deg)
1		3754.000	-0.210	31.230	31.020	-22.950	53.970	AVERAGE	143.000	345.000
2		5233.000	4.040	30.240	34.280	-19.690	53.970	AVERAGE	125.000	24.500
3	*	5998.000	5.740	29.740	35.480	-18.490	53.970	AVERAGE	150.000	124.000

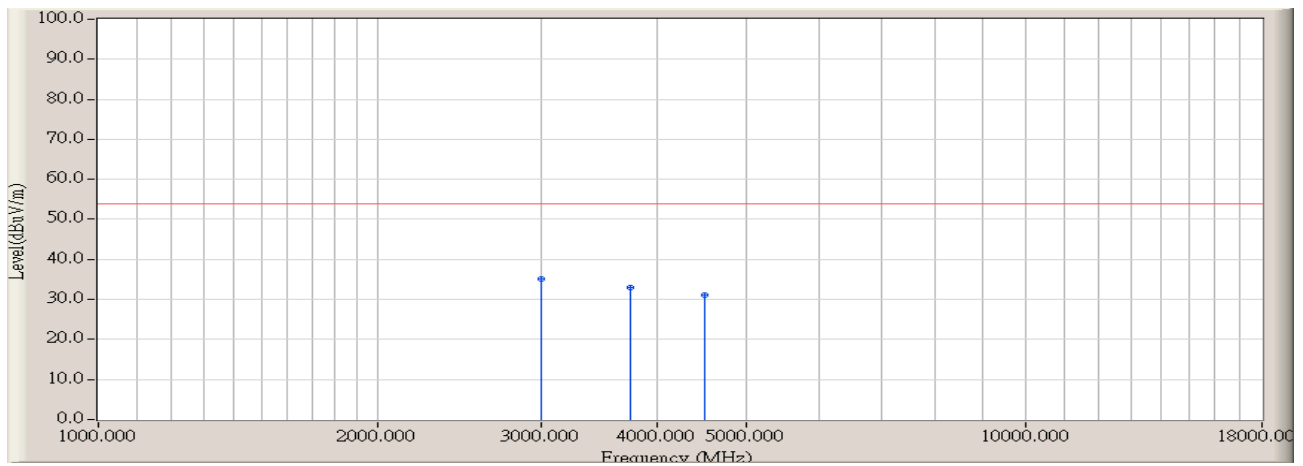
Engineer : Jame	
Site : AC-2 (3m Semi-Anechoic Chamber)	Time : 2008/12/02 - 09:45
Limit : FCC_SpartC_15.209_03M_PK	Margin : 0
EUT : Wireless-B/G/N 26dBm Network Mini PCI Adapter	Probe : BBHA9120D_496(1-18GHz) - VERTICAL
Power : AC 120V/60Hz	Note : Mode 2: Transmit by 802.11g (Chain 1X 100) at channel 2412MHz



		Frequency (MHz)	Correct Factor (dB)	Reading Level (dBuV)	Measure Level (dBuV/m)	Margin (dB)	Limit (dBuV/m)	Detector Type	Ant Pos (cm)	Table Pos (deg)
1	*	3006.000	-1.840	50.973	49.133	-24.837	73.970	PEAK	144.000	124.000
2		3754.000	-0.210	47.375	47.165	-26.805	73.970	PEAK	144.000	148.000
3		4502.000	2.540	42.659	45.199	-28.771	73.970	PEAK	166.000	25.000

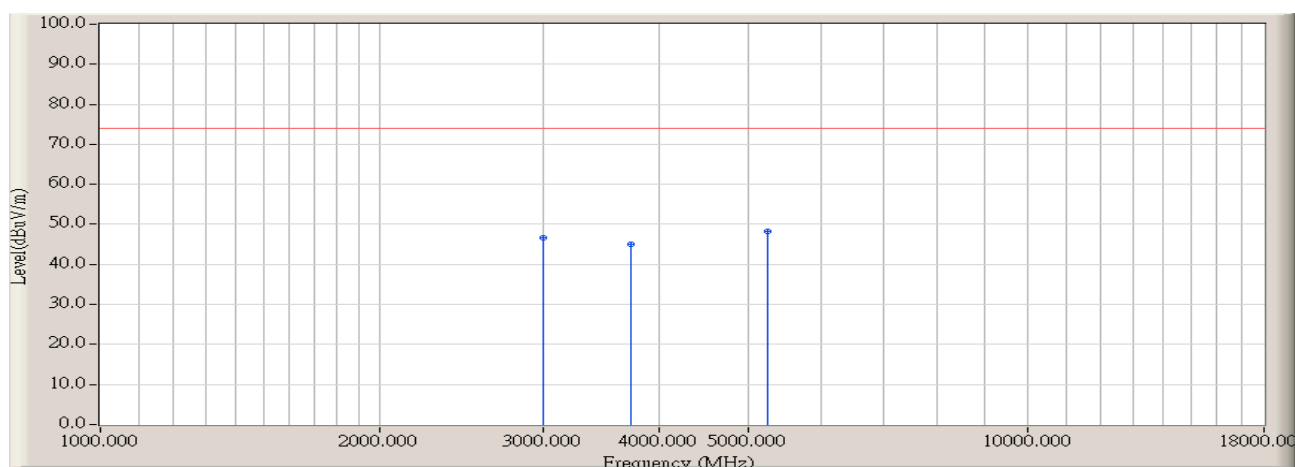


Engineer : Jame	
Site : AC-2 (3m Semi-Anechoic Chamber)	Time : 2008/12/02 - 09:45
Limit : FCC_SpartC_15.209_03M_AV	Margin : 0
EUT : Wireless-B/G/N 26dBm Network Mini PCI Adapter	Probe : BBHA9120D_496(1-18GHz) - VERTICAL
Power : AC 120V/60Hz	Note : Mode 2: Transmit by 802.11g (Chain 1X 100) at channel 2412MHz



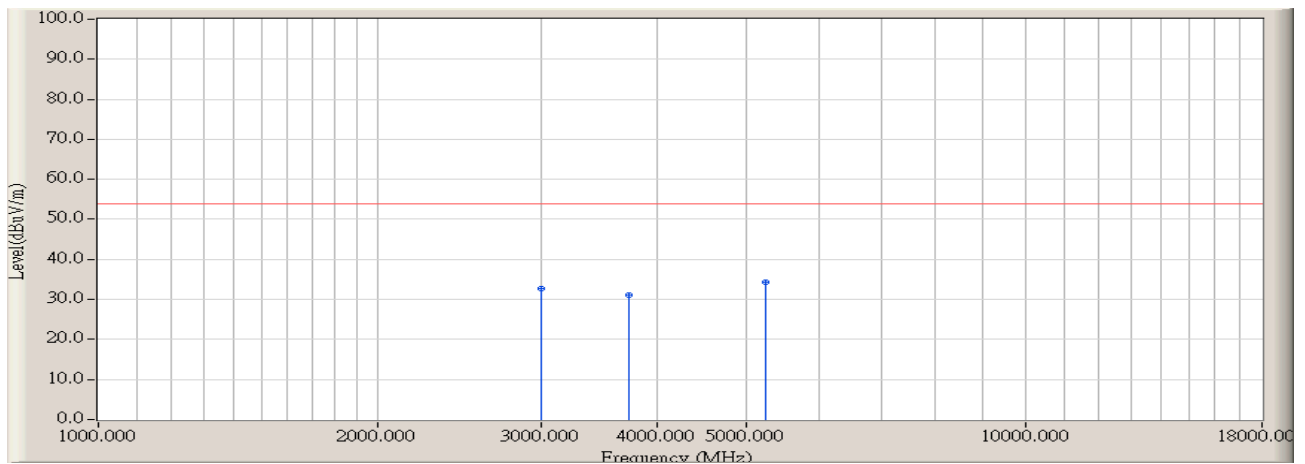
		Frequency (MHz)	Correct Factor (dB)	Reading Level (dBuV)	Measure Level (dBuV/m)	Margin (dB)	Limit (dBuV/m)	Detector Type	Ant Pos (cm)	Table Pos (deg)
1	*	3006.000	-1.840	36.890	35.050	-18.920	53.970	AVERAGE	144.000	124.000
2		3754.000	-0.210	33.210	33.000	-20.970	53.970	AVERAGE	144.000	148.000
3		4502.000	2.540	28.450	30.990	-22.980	53.970	AVERAGE	166.000	25.000

Engineer : Jame	
Site : AC-2 (3m Semi-Anechoic Chamber)	Time : 2008/12/02 - 09:47
Limit : FCC_SpartC_15.209_03M_PK	Margin : 0
EUT : Wireless-B/G/N 26dBm Network Mini PCI Adapter	Probe : BBHA9120D_496(1-18GHz) - HORIZONTAL
Power : AC 120V/60Hz	Note : Mode 2: Transmit by 802.11g (Chain 1X 100) at channel 2437MHz



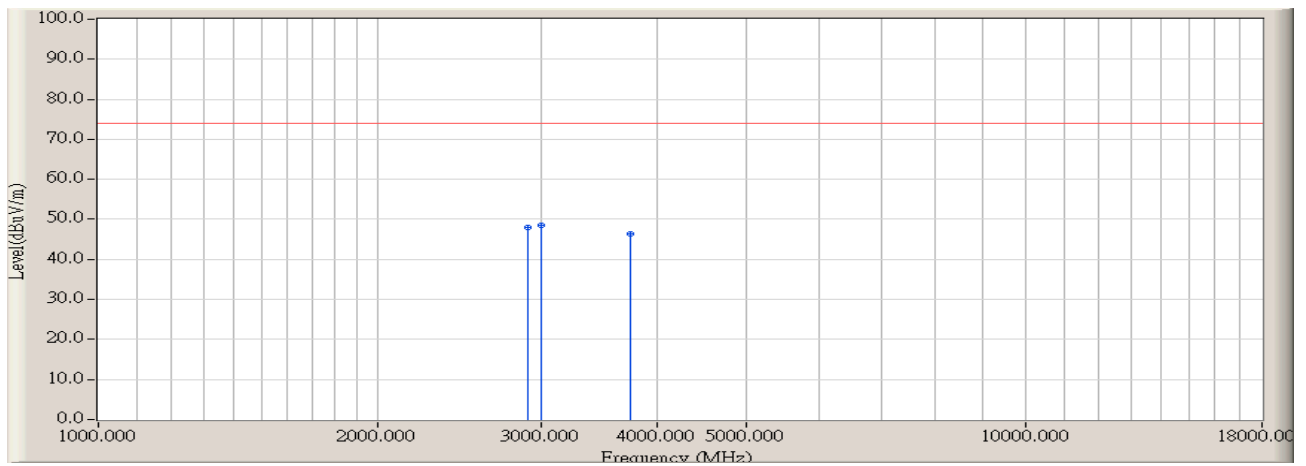
		Frequency (MHz)	Correct Factor (dB)	Reading Level (dBuV)	Measure Level (dBuV/m)	Margin (dB)	Limit (dBuV/m)	Detector Type	Ant Pos (cm)	Table Pos (deg)
1		3006.000	-1.840	48.488	46.648	-27.322	73.970	PEAK	153.000	45.600
2		3737.000	-0.280	45.391	45.111	-28.859	73.970	PEAK	150.000	148.000
3	*	5250.000	3.970	44.231	48.201	-25.769	73.970	PEAK	162.000	12.300

Engineer : Jame	
Site : AC-2 (3m Semi-Anechoic Chamber)	Time : 2008/12/02 - 09:47
Limit : FCC_SpartC_15.209_03M_AV	Margin : 0
EUT : Wireless-B/G/N 26dBm Network Mini PCI Adapter	Probe : BBHA9120D_496(1-18GHz) - HORIZONTAL
Power : AC 120V/60Hz	Note : Mode 2: Transmit by 802.11g (Chain 1X 100) at channel 2437MHz



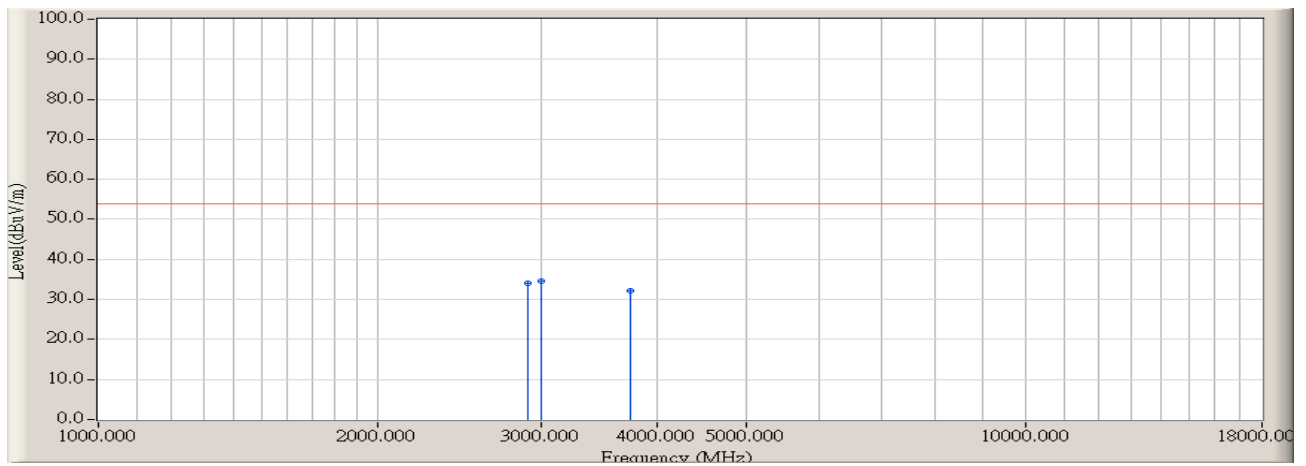
		Frequency (MHz)	Correct Factor (dB)	Reading Level (dBuV)	Measure Level (dBuV/m)	Margin (dB)	Limit (dBuV/m)	Detector Type	Ant Pos (cm)	Table Pos (deg)
1		3006.000	-1.840	34.540	32.700	-21.270	53.970	AVERAGE	153.000	45.600
2		3737.000	-0.280	31.280	31.000	-22.970	53.970	AVERAGE	150.000	148.000
3	*	5250.000	3.970	30.320	34.290	-19.680	53.970	AVERAGE	162.000	12.300

Engineer : Jame	
Site : AC-2 (3m Semi-Anechoic Chamber)	Time : 2008/12/02 - 09:49
Limit : FCC_SpartC_15.209_03M_PK	Margin : 0
EUT : Wireless-B/G/N 26dBm Network Mini PCI Adapter	Probe : BBHA9120D_496(1-18GHz) - VERTICAL
Power : AC 120V/60Hz	Note : Mode 2: Transmit by 802.11g (Chain 1X 100) at channel 2437MHz



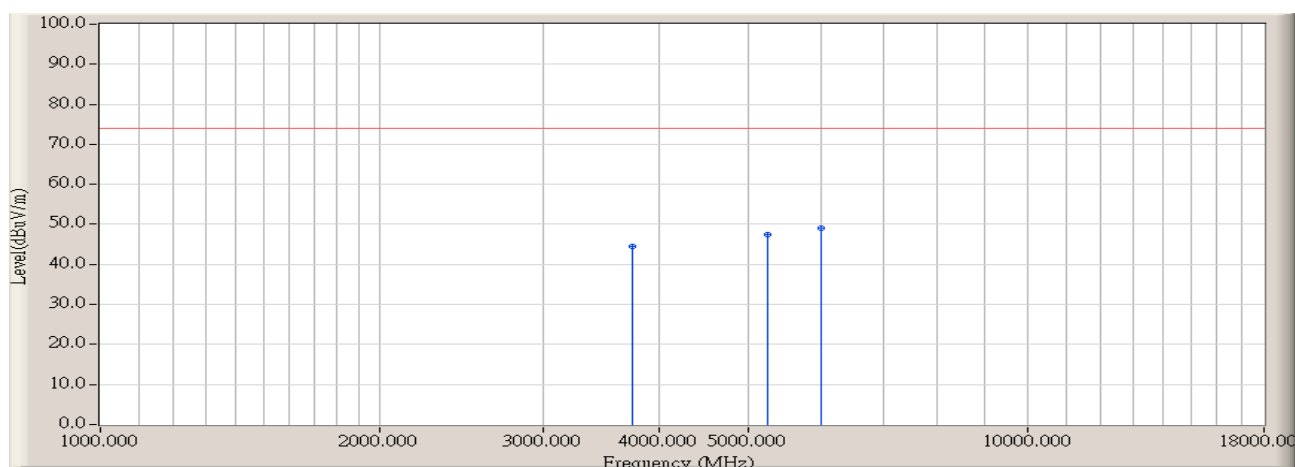
		Frequency (MHz)	Correct Factor (dB)	Reading Level (dBuV)	Measure Level (dBuV/m)	Margin (dB)	Limit (dBuV/m)	Detector Type	Ant Pos (cm)	Table Pos (deg)
1		2904.000	-2.290	50.294	48.004	-25.966	73.970	PEAK	150.000	36.000
2	*	3006.000	-1.840	50.456	48.616	-25.354	73.970	PEAK	146.000	157.000
3		3754.000	-0.210	46.545	46.335	-27.635	73.970	PEAK	146.000	155.000

Engineer : Jame	
Site : AC-2 (3m Semi-Anechoic Chamber)	Time : 2008/12/02 - 09:49
Limit : FCC_SpartC_15.209_03M_AV	Margin : 0
EUT : Wireless-B/G/N 26dBm Network Mini PCI Adapter	Probe : BBHA9120D_496(1-18GHz) - VERTICAL
Power : AC 120V/60Hz	Note : Mode 2: Transmit by 802.11g (Chain 1X 100) at channel 2437MHz



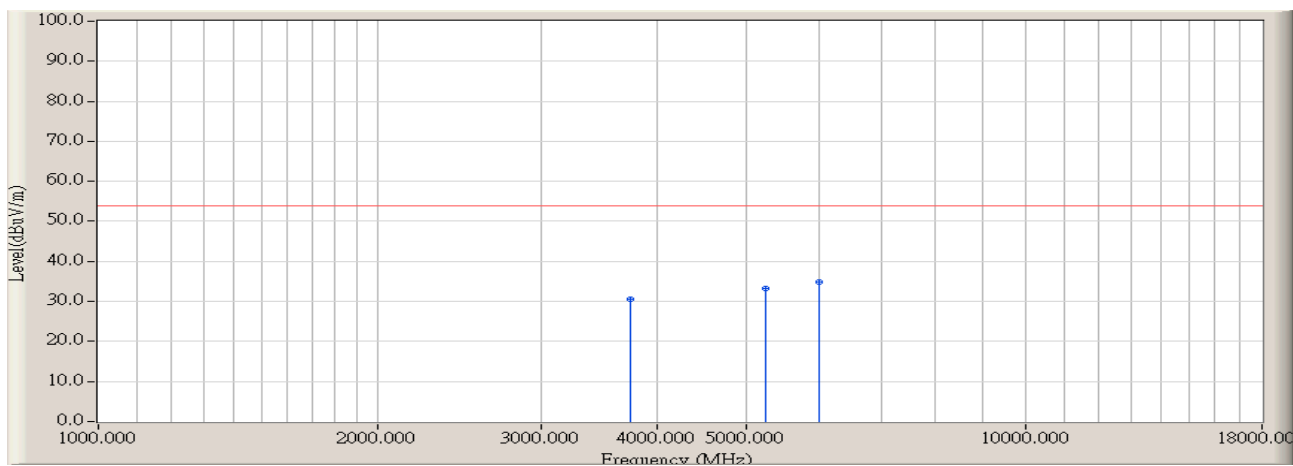
		Frequency (MHz)	Correct Factor (dB)	Reading Level (dBuV)	Measure Level (dBuV/m)	Margin (dB)	Limit (dBuV/m)	Detector Type	Ant Pos (cm)	Table Pos (deg)
1		2904.000	-2.290	36.230	33.940	-20.030	53.970	AVERAGE	150.000	36.000
2	*	3006.000	-1.840	36.540	34.700	-19.270	53.970	AVERAGE	146.000	157.000
3		3754.000	-0.210	32.420	32.210	-21.760	53.970	AVERAGE	146.000	155.000

Engineer : Jame	
Site : AC-2 (3m Semi-Anechoic Chamber)	Time : 2008/12/02 - 09:52
Limit : FCC_SpartC_15.209_03M_PK	Margin : 0
EUT : Wireless-B/G/N 26dBm Network Mini PCI Adapter	Probe : BBHA9120D_496(1-18GHz) - HORIZONTAL
Power : AC 120V/60Hz	Note : Mode 2: Transmit by 802.11g (Chain 1X 100) at channel 2462MHz



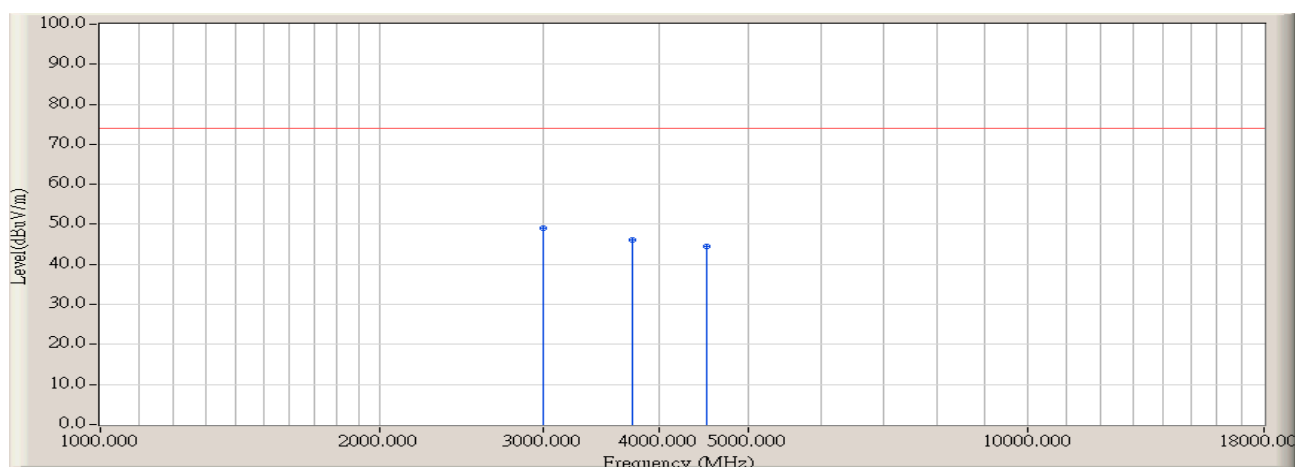
		Frequency (MHz)	Correct Factor (dB)	Reading Level (dBuV)	Measure Level (dBuV/m)	Margin (dB)	Limit (dBuV/m)	Detector Type	Ant Pos (cm)	Table Pos (deg)
1		3754.000	-0.210	44.786	44.576	-29.394	73.970	PEAK	144.000	154.000
2		5250.000	3.970	43.555	47.525	-26.445	73.970	PEAK	164.000	178.000
3	*	5998.000	5.740	43.359	49.099	-24.871	73.970	PEAK	151.000	167.000

Engineer : Jame	
Site : AC-2 (3m Semi-Anechoic Chamber)	Time : 2008/12/02 - 09:52
Limit : FCC_SpartC_15.209_03M_AV	Margin : 0
EUT : Wireless-B/G/N 26dBm Network Mini PCI Adapter	Probe : BBHA9120D_496(1-18GHz) - HORIZONTAL
Power : AC 120V/60Hz	Note : Mode 2: Transmit by 802.11g (Chain 1X 100) at channel 2462MHz



		Frequency (MHz)	Correct Factor (dB)	Reading Level (dBuV)	Measure Level (dBuV/m)	Margin (dB)	Limit (dBuV/m)	Detector Type	Ant Pos (cm)	Table Pos (deg)
1		3754.000	-0.210	30.880	30.670	-23.300	53.970	AVERAGE	144.000	154.000
2		5250.000	3.970	29.360	33.330	-20.640	53.970	AVERAGE	164.000	178.000
3	*	5998.000	5.740	29.140	34.880	-19.090	53.970	AVERAGE	151.000	167.000

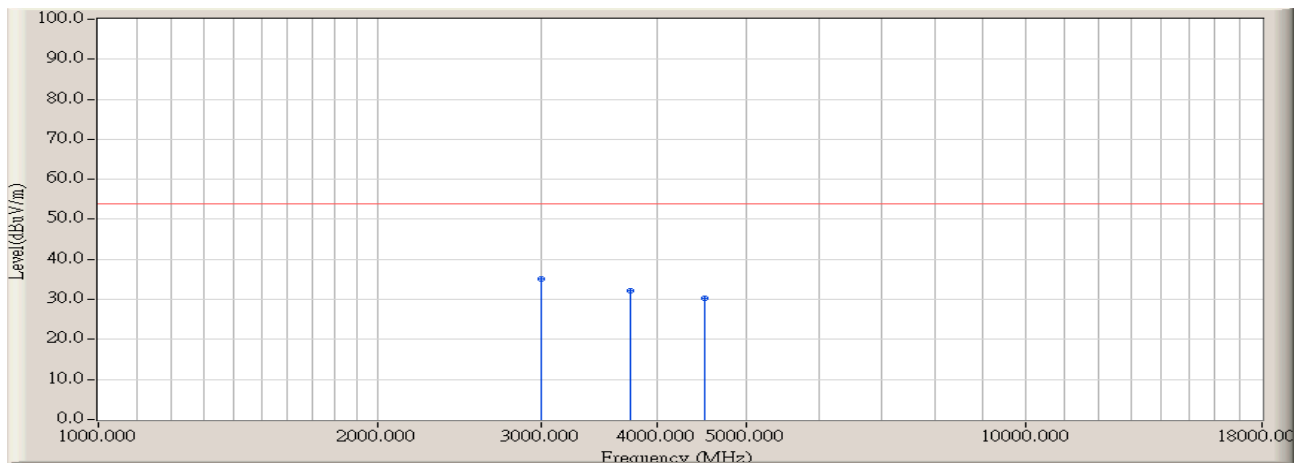
Engineer : Jame	
Site : AC-2 (3m Semi-Anechoic Chamber)	Time : 2008/12/02 - 09:52
Limit : FCC_SpartC_15.209_03M_PK	Margin : 0
EUT : Wireless-B/G/N 26dBm Network Mini PCI Adapter	Probe : BBHA9120D_496(1-18GHz) - VERTICAL
Power : AC 120V/60Hz	Note : Mode 2: Transmit by 802.11g (Chain 1X 100) at channel 2462MHz



		Frequency (MHz)	Correct Factor (dB)	Reading Level (dBuV)	Measure Level (dBuV/m)	Margin (dB)	Limit (dBuV/m)	Detector Type	Ant Pos (cm)	Table Pos (deg)
1	*	3006.000	-1.840	50.913	49.073	-24.897	73.970	PEAK	144.000	149.000
2		3754.000	-0.210	46.332	46.122	-27.848	73.970	PEAK	150.000	225.000
3		4502.000	2.540	41.947	44.487	-29.483	73.970	PEAK	123.000	145.000

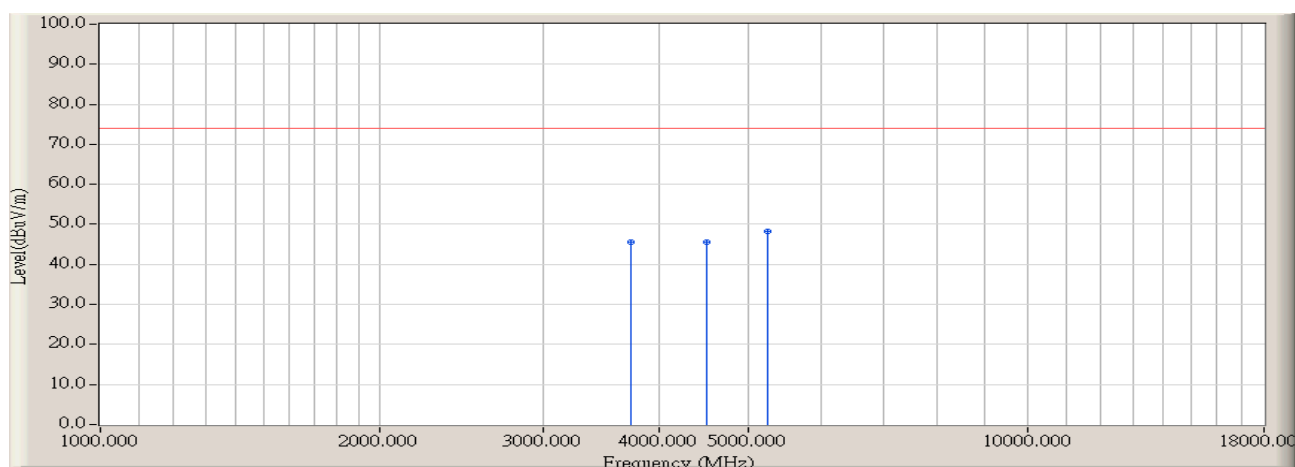


Engineer : Jame	
Site : AC-2 (3m Semi-Anechoic Chamber)	Time : 2008/12/02 - 09:52
Limit : FCC_SpartC_15.209_03M_AV	Margin : 0
EUT : Wireless-B/G/N 26dBm Network Mini PCI Adapter	Probe : BBHA9120D_496(1-18GHz) - VERTICAL
Power : AC 120V/60Hz	Note : Mode 2: Transmit by 802.11g (Chain 1X 100) at channel 2462MHz



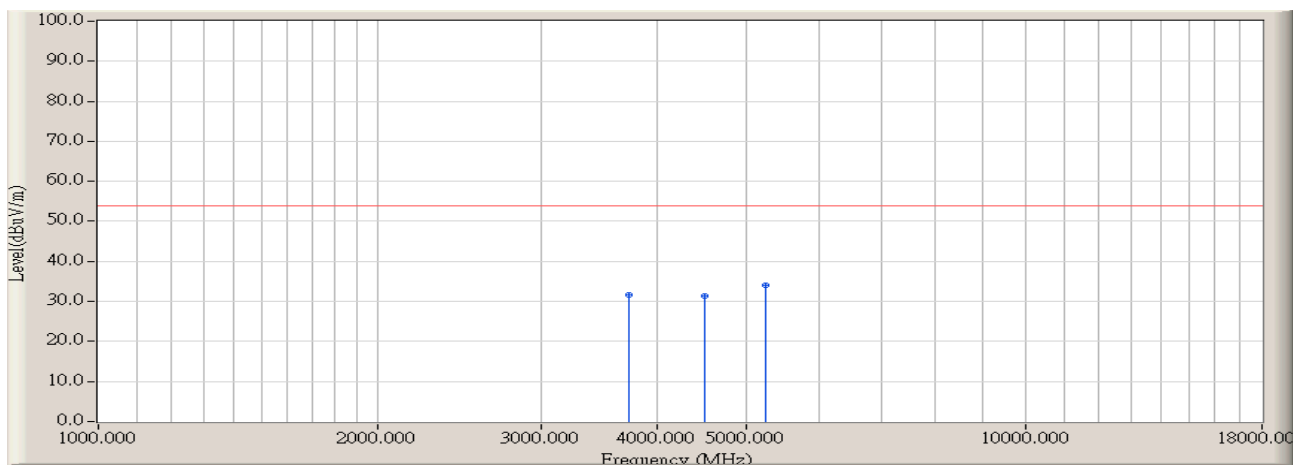
		Frequency (MHz)	Correct Factor (dB)	Reading Level (dBuV)	Measure Level (dBuV/m)	Margin (dB)	Limit (dBuV/m)	Detector Type	Ant Pos (cm)	Table Pos (deg)
1	*	3006.000	-1.840	36.870	35.030	-18.940	53.970	AVERAGE	144.000	149.000
2		3754.000	-0.210	32.290	32.080	-21.890	53.970	AVERAGE	150.000	225.000
3		4502.000	2.540	27.760	30.300	-23.670	53.970	AVERAGE	123.000	145.000

Engineer : Jame	
Site : AC-2 (3m Semi-Anechoic Chamber)	Time : 2008/12/02 - 09:53
Limit : FCC_SpartC_15.209_03M_PK	Margin : 0
EUT : Wireless-B/G/N 26dBm Network Mini PCI Adapter	Probe : BBHA9120D_496(1-18GHz) - HORIZONTAL
Power : AC 120V/60Hz	Note : Mode 3: Transmit by 802.11n(20MHz) (Chain 1X 100) at channel 2412MHz



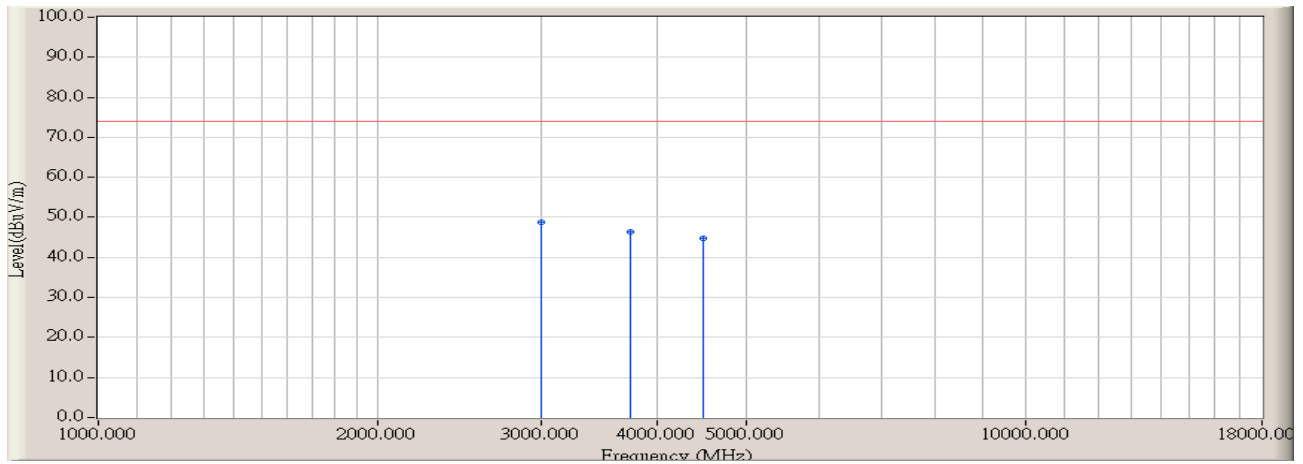
		Frequency (MHz)	Correct Factor (dB)	Reading Level (dBuV)	Measure Level (dBuV/m)	Margin (dB)	Limit (dBuV/m)	Detector Type	Ant Pos (cm)	Table Pos (deg)
1		3737.000	-0.280	45.976	45.696	-28.274	73.970	PEAK	144.000	149.000
2		4502.000	2.540	42.967	45.507	-28.463	73.970	PEAK	150.000	225.000
3	*	5250.000	3.970	44.215	48.185	-25.785	73.970	PEAK	123.000	145.000

Engineer : Jame	
Site : AC-2 (3m Semi-Anechoic Chamber)	Time : 2008/12/02 - 09:53
Limit : FCC_SpartC_15.209_03M_AV	Margin : 0
EUT : Wireless-B/G/N 26dBm Network Mini PCI Adapter	Probe : BBHA9120D_496(1-18GHz) - HORIZONTAL
Power : AC 120V/60Hz	Note : Mode 3: Transmit by 802.11n(20MHz) (Chain 1X 100) at channel 2412MHz



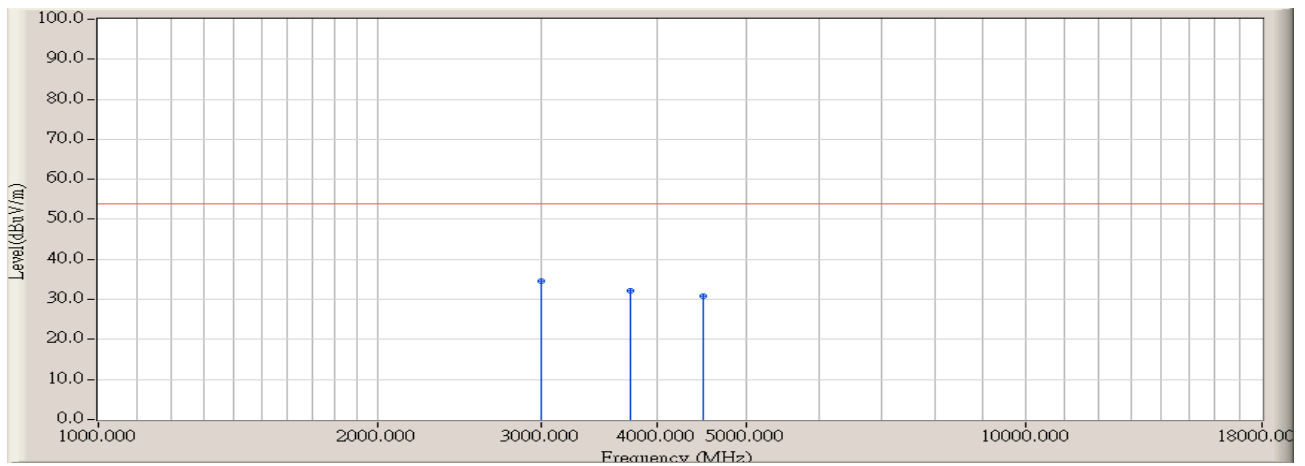
		Frequency (MHz)	Correct Factor (dB)	Reading Level (dBuV)	Measure Level (dBuV/m)	Margin (dB)	Limit (dBuV/m)	Detector Type	Ant Pos (cm)	Table Pos (deg)
1		3737.000	-0.280	31.880	31.600	-22.370	53.970	AVERAGE	144.000	201.000
2		4502.000	2.540	28.960	31.500	-22.470	53.970	AVERAGE	165.000	114.000
3	*	5250.000	3.970	30.200	34.170	-19.800	53.970	AVERAGE	140.000	182.000

Engineer : Jame	
Site : AC-2 (3m Semi-Anechoic Chamber)	Time : 2008/12/02 - 09:54
Limit : FCC_SpartC_15.209_03M_PK	Margin : 0
EUT : Wireless-B/G/N 26dBm Network Mini PCI Adapter	Probe : BBHA9120D_496(1-18GHz) - VERTICAL
Power : AC 120V/60Hz	Note : Mode 3: Transmit by 802.11n(20MHz) (Chain 1X 100) at channel 2412MHz



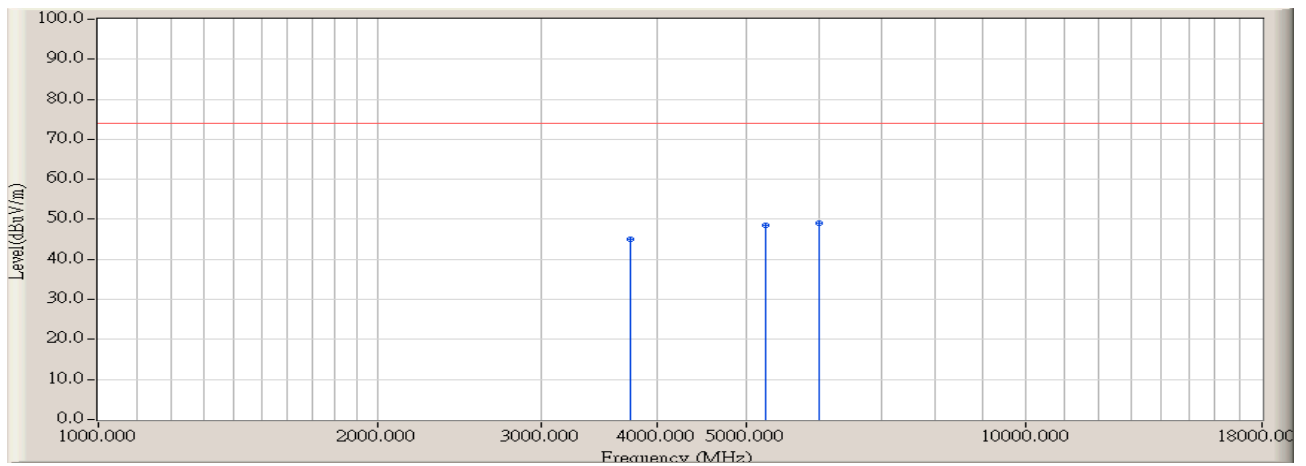
		Frequency (MHz)	Correct Factor (dB)	Reading Level (dBuV)	Measure Level (dBuV/m)	Margin (dB)	Limit (dBuV/m)	Detector Type	Ant Pos (cm)	Table Pos (deg)
1	*	3006.000	-1.840	50.563	48.723	-25.247	73.970	PEAK	150.000	125.600
2		3754.000	-0.210	46.544	46.334	-27.636	73.970	PEAK	145.000	178.600
3		4485.000	2.440	42.252	44.692	-29.278	73.970	PEAK	150.000	145.300

Engineer : Jame	
Site : AC-2 (3m Semi-Anechoic Chamber)	Time : 2008/12/02 - 09:54
Limit : FCC_SpartC_15.209_03M_AV	Margin : 0
EUT : Wireless-B/G/N 26dBm Network Mini PCI Adapter	Probe : BBHA9120D_496(1-18GHz) - VERTICAL
Power : AC 120V/60Hz	Note : Mode 3: Transmit by 802.11n(20MHz) (Chain 1X 100) at channel 2412MHz



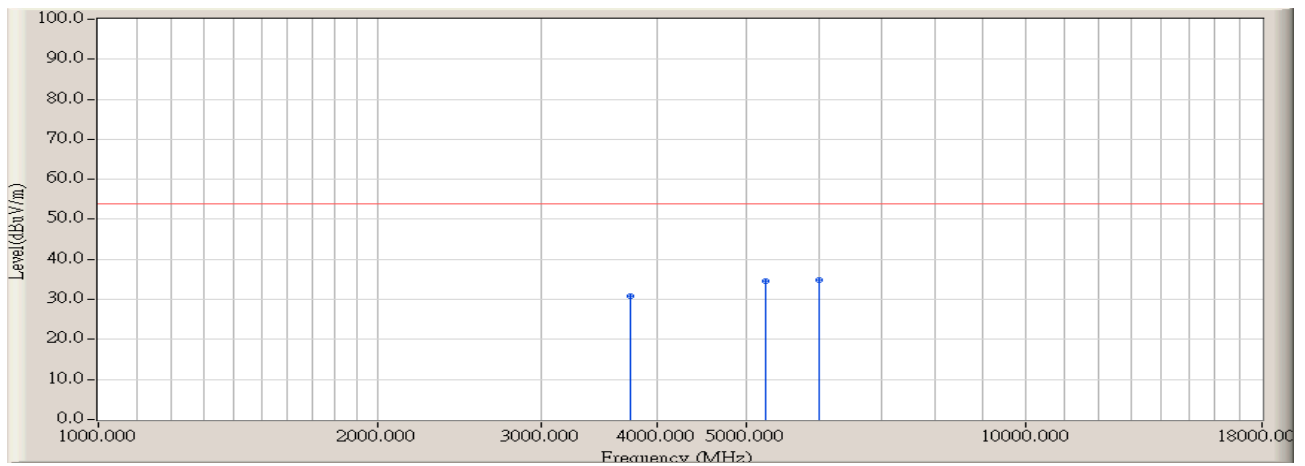
		Frequency (MHz)	Correct Factor (dB)	Reading Level (dBuV)	Measure Level (dBuV/m)	Margin (dB)	Limit (dBuV/m)	Detector Type	Ant Pos (cm)	Table Pos (deg)
1	*	3006.000	-1.840	36.440	34.600	-19.370	53.970	AVERAGE	150.000	125.600
2		3754.000	-0.210	32.510	32.300	-21.670	53.970	AVERAGE	145.000	178.600
3		4485.000	2.440	28.320	30.760	-23.210	53.970	AVERAGE	150.000	145.300

Engineer : Jame	
Site : AC-2 (3m Semi-Anechoic Chamber)	Time : 2008/12/02 - 09:54
Limit : FCC_SpartC_15.209_03M_PK	Margin : 0
EUT : Wireless-B/G/N 26dBm Network Mini PCI Adapter	Probe : BBHA9120D_496(1-18GHz) - HORIZONTAL
Power : AC 120V/60Hz	Note : Mode 3: Transmit by 802.11n(20MHz) (Chain 1X 100) at channel 2437MHz



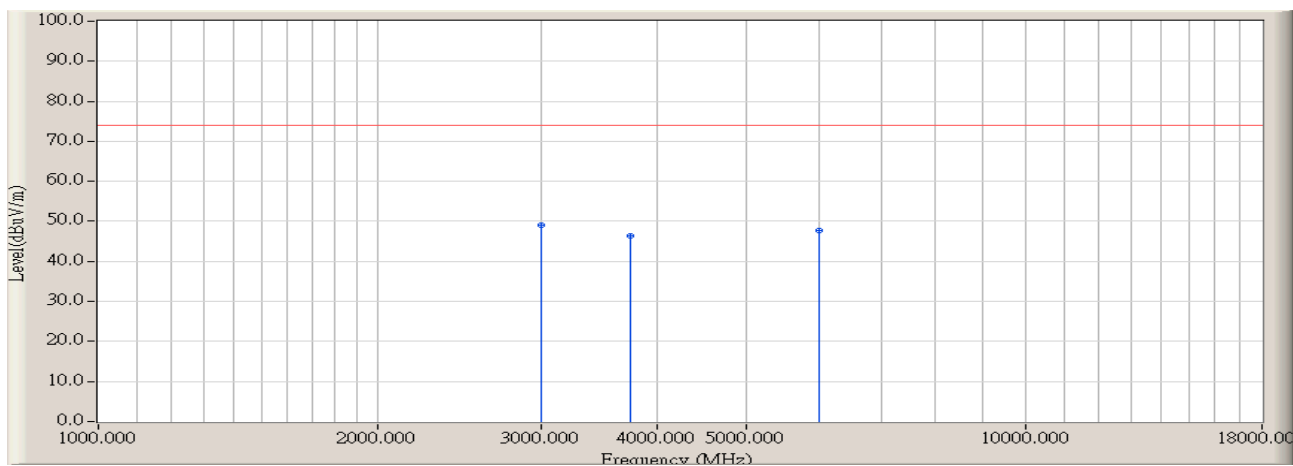
		Frequency (MHz)	Correct Factor (dB)	Reading Level (dBuV)	Measure Level (dBuV/m)	Margin (dB)	Limit (dBuV/m)	Detector Type	Ant Pos (cm)	Table Pos (deg)
1		3754.000	-0.210	45.150	44.940	-29.030	73.970	PEAK	124.000	128.000
2		5250.000	3.970	44.651	48.621	-25.349	73.970	PEAK	134.000	78.500
3	*	5998.000	5.740	43.258	48.998	-24.972	73.970	PEAK	145.000	166.000

Engineer : Jame	
Site : AC-2 (3m Semi-Anechoic Chamber)	Time : 2008/12/02 - 09:54
Limit : FCC_SpartC_15.209_03M_AV	Margin : 0
EUT : Wireless-B/G/N 26dBm Network Mini PCI Adapter	Probe : BBHA9120D_496(1-18GHz) - HORIZONTAL
Power : AC 120V/60Hz	Note : Mode 3: Transmit by 802.11n(20MHz) (Chain 1X 100) at channel 2437MHz



		Frequency (MHz)	Correct Factor (dB)	Reading Level (dBuV)	Measure Level (dBuV/m)	Margin (dB)	Limit (dBuV/m)	Detector Type	Ant Pos (cm)	Table Pos (deg)
1		3754.000	-0.210	31.110	30.900	-23.070	53.970	AVERAGE	124.000	128.000
2		5250.000	3.970	30.550	34.520	-19.450	53.970	AVERAGE	134.000	78.500
3	*	5998.000	5.740	29.150	34.890	-19.080	53.970	AVERAGE	145.000	166.000

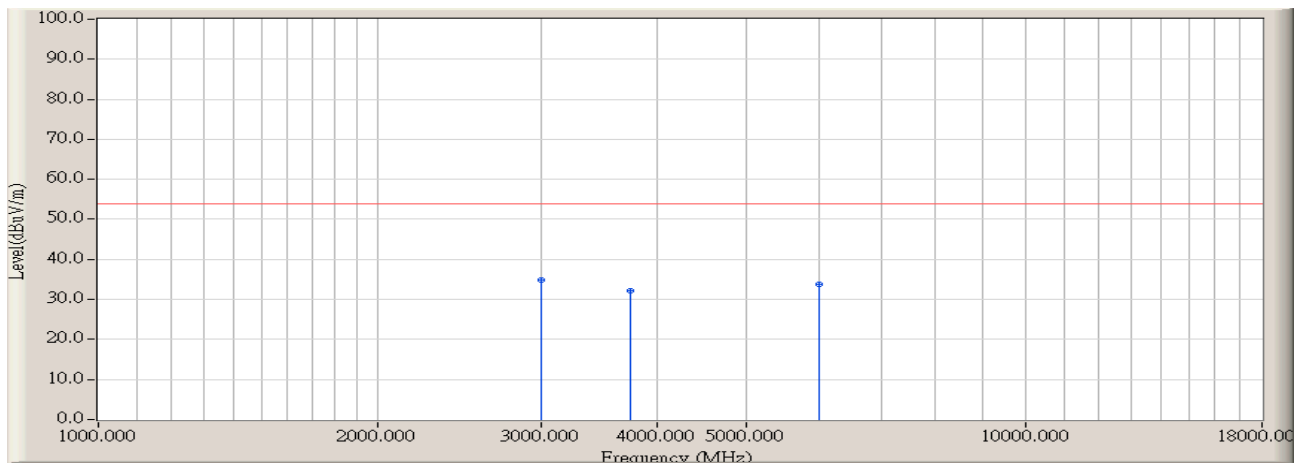
Engineer : Jame	
Site : AC-2 (3m Semi-Anechoic Chamber)	Time : 2008/12/02 - 09:55
Limit : FCC_SpartC_15.209_03M_PK	Margin : 0
EUT : Wireless-B/G/N 26dBm Network Mini PCI Adapter	Probe : BBHA9120D_496(1-18GHz) - VERTICAL
Power : AC 120V/60Hz	Note : Mode 3: Transmit by 802.11n(20MHz) (Chain 1X 100) at channel 2437MHz



		Frequency (MHz)	Correct Factor (dB)	Reading Level (dBuV)	Measure Level (dBuV/m)	Margin (dB)	Limit (dBuV/m)	Detector Type	Ant Pos (cm)	Table Pos (deg)
1	*	3006.000	-1.840	50.770	48.930	-25.040	73.970	PEAK	124.000	256.000
2		3754.000	-0.210	46.509	46.299	-27.671	73.970	PEAK	150.000	124.000
3		5998.000	5.740	42.028	47.768	-26.202	73.970	PEAK	134.000	125.000

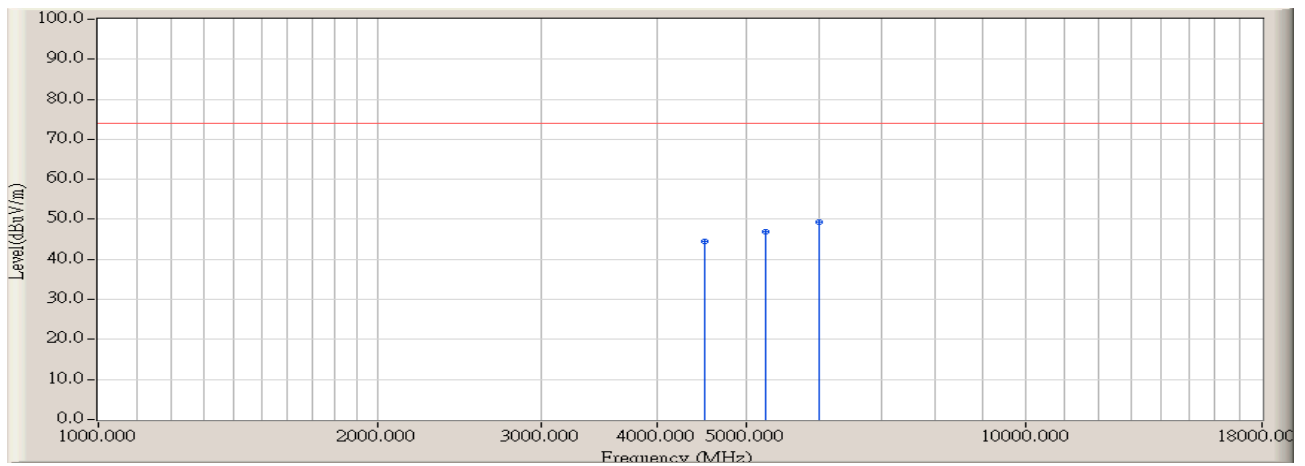


Engineer : Jame	
Site : AC-2 (3m Semi-Anechoic Chamber)	Time : 2008/12/02 - 09:55
Limit : FCC_SpartC_15.209_03M_AV	Margin : 0
EUT : Wireless-B/G/N 26dBm Network Mini PCI Adapter	Probe : BBHA9120D_496(1-18GHz) - VERTICAL
Power : AC 120V/60Hz	Note : Mode 3: Transmit by 802.11n(20MHz) (Chain 1X 100) at channel 2437MHz



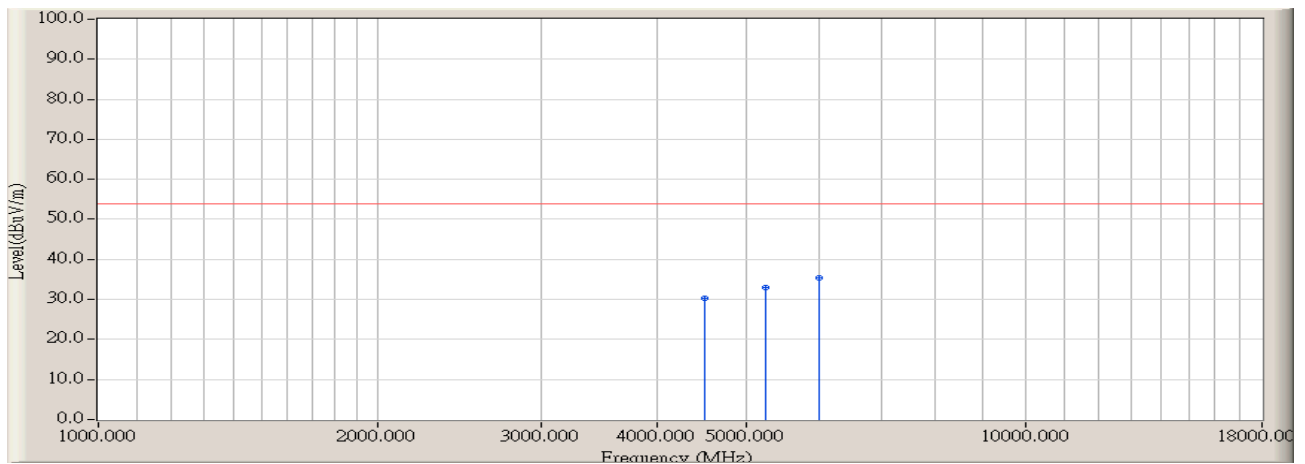
		Frequency (MHz)	Correct Factor (dB)	Reading Level (dBuV)	Measure Level (dBuV/m)	Margin (dB)	Limit (dBuV/m)	Detector Type	Ant Pos (cm)	Table Pos (deg)
1	*	3006.000	-1.840	36.740	34.900	-19.070	53.970	AVERAGE	124.000	256.000
2		3754.000	-0.210	32.420	32.210	-21.760	53.970	AVERAGE	150.000	124.000
3		5998.000	5.740	28.010	33.750	-20.220	53.970	AVERAGE	134.000	125.000

Engineer : Jame	
Site : AC-2 (3m Semi-Anechoic Chamber)	Time : 2008/12/02 - 09:56
Limit : FCC_SpartC_15.209_03M_PK	Margin : 0
EUT : Wireless-B/G/N 26dBm Network Mini PCI Adapter	Probe : BBHA9120D_496(1-18GHz) - HORIZONTAL
Power : AC 120V/60Hz	Note : Mode 3: Transmit by 802.11n(20MHz) (Chain 1X 100) at channel 2462MHz



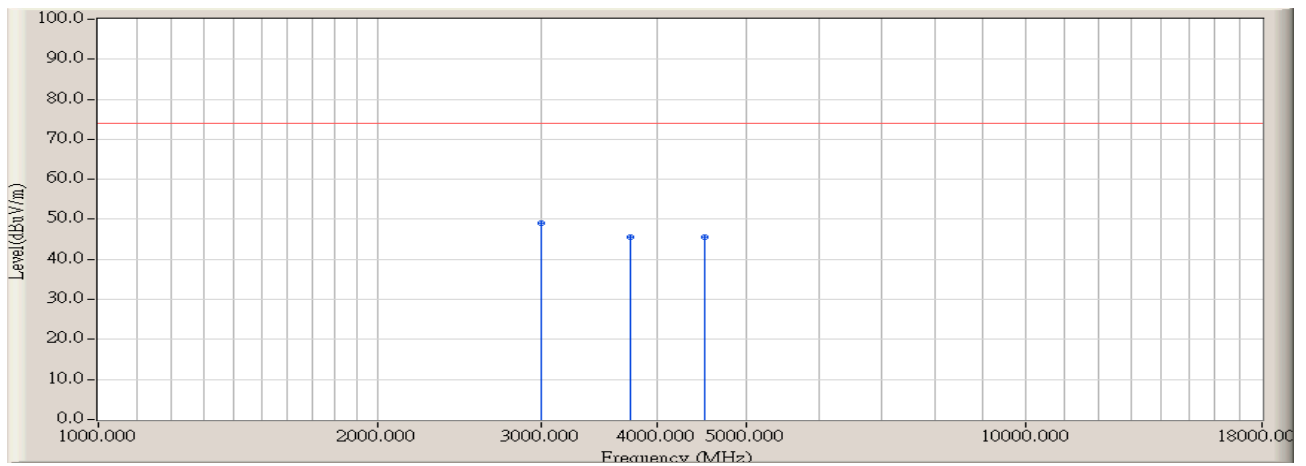
		Frequency (MHz)	Correct Factor (dB)	Reading Level (dBuV)	Measure Level (dBuV/m)	Margin (dB)	Limit (dBuV/m)	Detector Type	Ant Pos (cm)	Table Pos (deg)
1		4502.000	2.540	41.922	44.462	-29.508	73.970	PEAK	143.000	345.000
2		5250.000	3.970	43.063	47.033	-26.937	73.970	PEAK	125.000	24.500
3	*	5998.000	5.740	43.682	49.422	-24.548	73.970	PEAK	150.000	124.000

Engineer : Jame	
Site : AC-2 (3m Semi-Anechoic Chamber)	Time : 2008/12/02 - 09:56
Limit : FCC_SpartC_15.209_03M_AV	Margin : 0
EUT : Wireless-B/G/N 26dBm Network Mini PCI Adapter	Probe : BBHA9120D_496(1-18GHz) - HORIZONTAL
Power : AC 120V/60Hz	Note : Mode 3: Transmit by 802.11n(20MHz) (Chain 1X 100) at channel 2462MHz



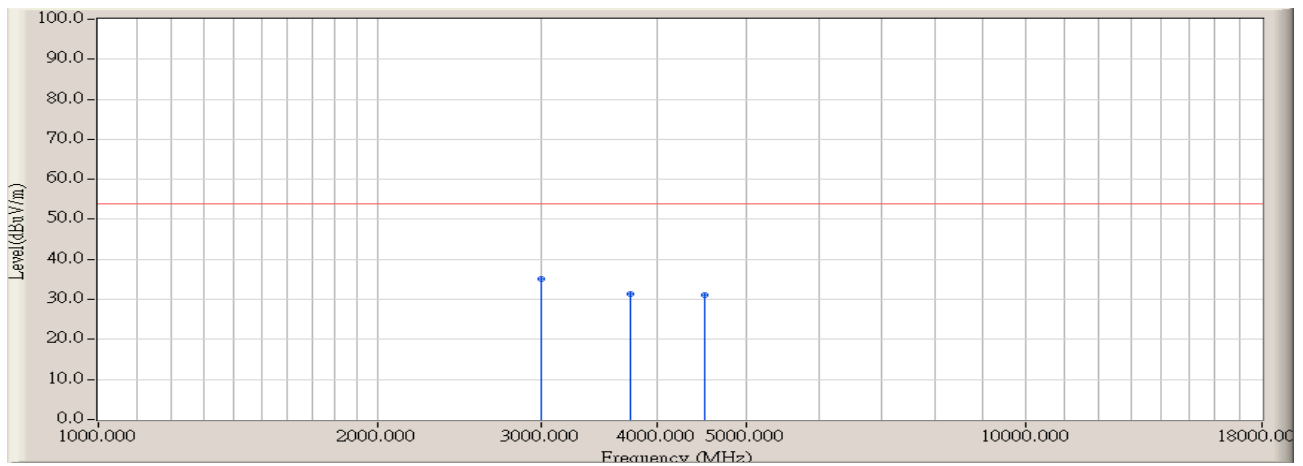
		Frequency (MHz)	Correct Factor (dB)	Reading Level (dBuV)	Measure Level (dBuV/m)	Margin (dB)	Limit (dBuV/m)	Detector Type	Ant Pos (cm)	Table Pos (deg)
1		4502.000	2.540	27.880	30.420	-23.550	53.970	AVERAGE	143.000	345.000
2		5250.000	3.970	29.030	33.000	-20.970	53.970	AVERAGE	125.000	24.500
3	*	5998.000	5.740	29.650	35.390	-18.580	53.970	AVERAGE	150.000	124.000

Engineer : Jame	
Site : AC-2 (3m Semi-Anechoic Chamber)	Time : 2008/12/02 - 09:56
Limit : FCC_SpartC_15.209_03M_PK	Margin : 0
EUT : Wireless-B/G/N 26dBm Network Mini PCI Adapter	Probe : BBHA9120D_496(1-18GHz) - VERTICAL
Power : AC 120V/60Hz	Note : Mode 3: Transmit by 802.11n(20MHz) (Chain 1X 100) at channel 2462MHz



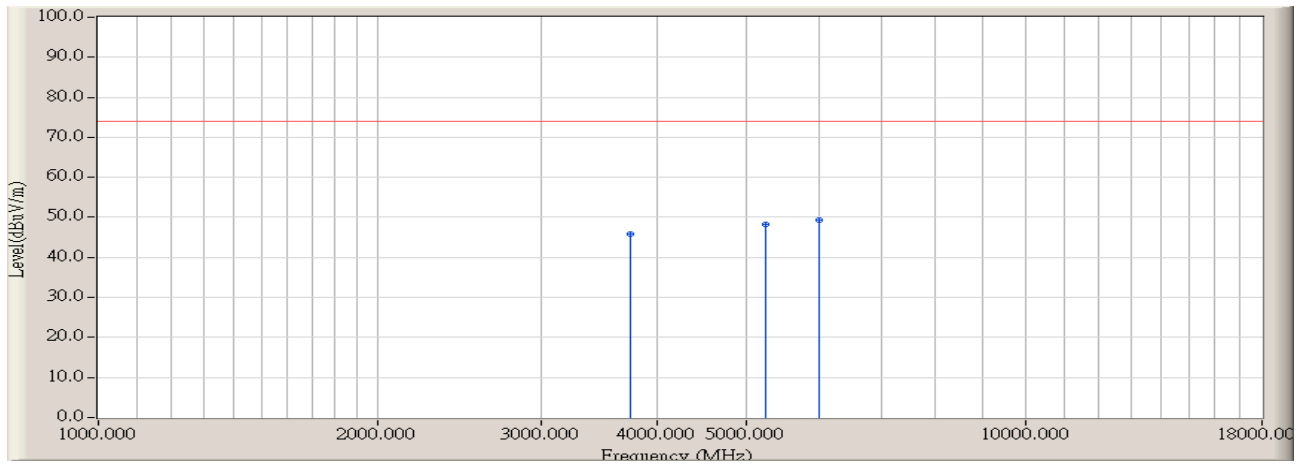
		Frequency (MHz)	Correct Factor (dB)	Reading Level (dBuV)	Measure Level (dBuV/m)	Margin (dB)	Limit (dBuV/m)	Detector Type	Ant Pos (cm)	Table Pos (deg)
1	*	3006.000	-1.840	50.963	49.123	-24.847	73.970	PEAK	144.000	124.000
2		3754.000	-0.210	45.720	45.510	-28.460	73.970	PEAK	144.000	148.000
3		4502.000	2.540	42.927	45.467	-28.503	73.970	PEAK	166.000	25.000

Engineer : Jame	
Site : AC-2 (3m Semi-Anechoic Chamber)	Time : 2008/12/02 - 09:56
Limit : FCC_SpartC_15.209_03M_AV	Margin : 0
EUT : Wireless-B/G/N 26dBm Network Mini PCI Adapter	Probe : BBHA9120D_496(1-18GHz) - VERTICAL
Power : AC 120V/60Hz	Note : Mode 3: Transmit by 802.11n(20MHz) (Chain 1X 100) at channel 2462MHz



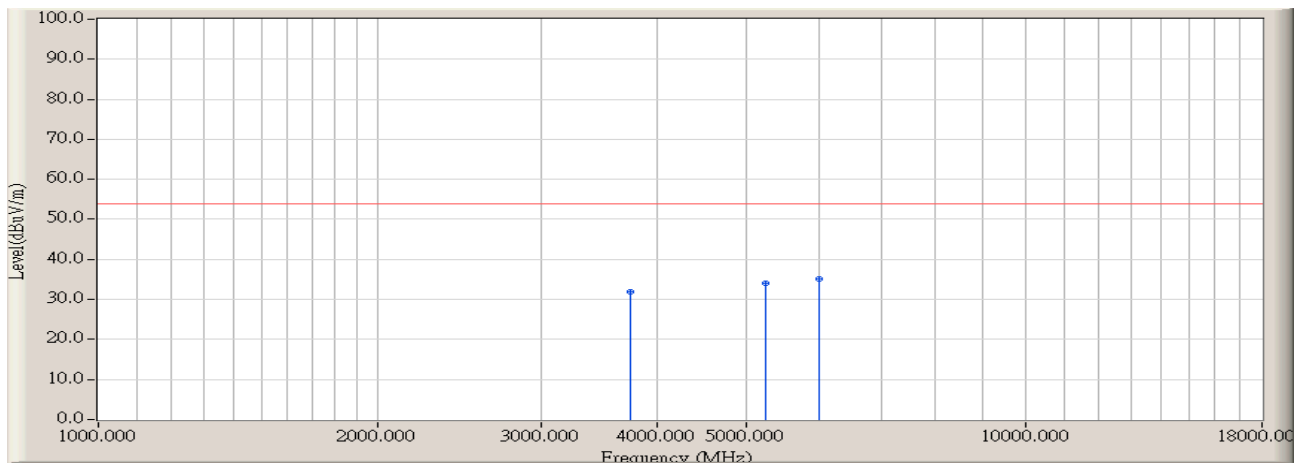
		Frequency (MHz)	Correct Factor (dB)	Reading Level (dBuV)	Measure Level (dBuV/m)	Margin (dB)	Limit (dBuV/m)	Detector Type	Ant Pos (cm)	Table Pos (deg)
1	*	3006.000	-1.840	36.850	35.010	-18.960	53.970	AVERAGE	144.000	124.000
2		3754.000	-0.210	31.710	31.500	-22.470	53.970	AVERAGE	144.000	148.000
3		4502.000	2.540	28.650	31.190	-22.780	53.970	AVERAGE	166.000	25.000

Engineer : Jame	
Site : AC-2 (3m Semi-Anechoic Chamber)	Time : 2008/12/02 - 09:57
Limit : FCC_SpartC_15.209_03M_PK	Margin : 0
EUT : Wireless-B/G/N 26dBm Network Mini PCI Adapter	Probe : BBHA9120D_496(1-18GHz) - HORIZONTAL
Power : AC 120V/60Hz	Note : Mode 4: Transmit by 802.11n(40MHz) (Chain 1X 100) at channel 2422MHz



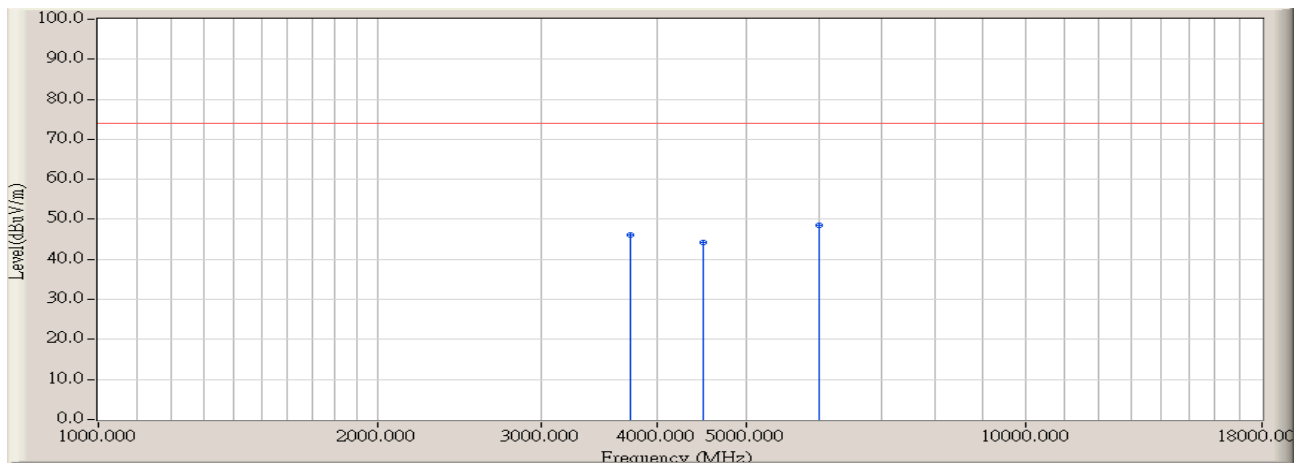
		Frequency (MHz)	Correct Factor (dB)	Reading Level (dBuV)	Measure Level (dBuV/m)	Margin (dB)	Limit (dBuV/m)	Detector Type	Ant Pos (cm)	Table Pos (deg)
1		3754.000	-0.210	46.081	45.871	-28.099	73.970	PEAK	153.000	45.600
2		5250.000	3.970	44.194	48.164	-25.806	73.970	PEAK	150.000	148.000
3	*	5998.000	5.740	43.533	49.273	-24.697	73.970	PEAK	162.000	12.300

Engineer : Jame	
Site : AC-2 (3m Semi-Anechoic Chamber)	Time : 2008/12/02 - 09:57
Limit : FCC_SpartC_15.209_03M_AV	Margin : 0
EUT : Wireless-B/G/N 26dBm Network Mini PCI Adapter	Probe : BBHA9120D_496(1-18GHz) - HORIZONTAL
Power : AC 120V/60Hz	Note : Mode 4: Transmit by 802.11n(40MHz) (Chain 1X 100) at channel 2422MHz



		Frequency (MHz)	Correct Factor (dB)	Reading Level (dBuV)	Measure Level (dBuV/m)	Margin (dB)	Limit (dBuV/m)	Detector Type	Ant Pos (cm)	Table Pos (deg)
1		3754.000	-0.210	32.020	31.810	-22.160	53.970	AVERAGE	153.000	45.600
2		5250.000	3.970	30.140	34.110	-19.860	53.970	AVERAGE	150.000	148.000
3	*	5998.000	5.740	29.350	35.090	-18.880	53.970	AVERAGE	162.000	12.300

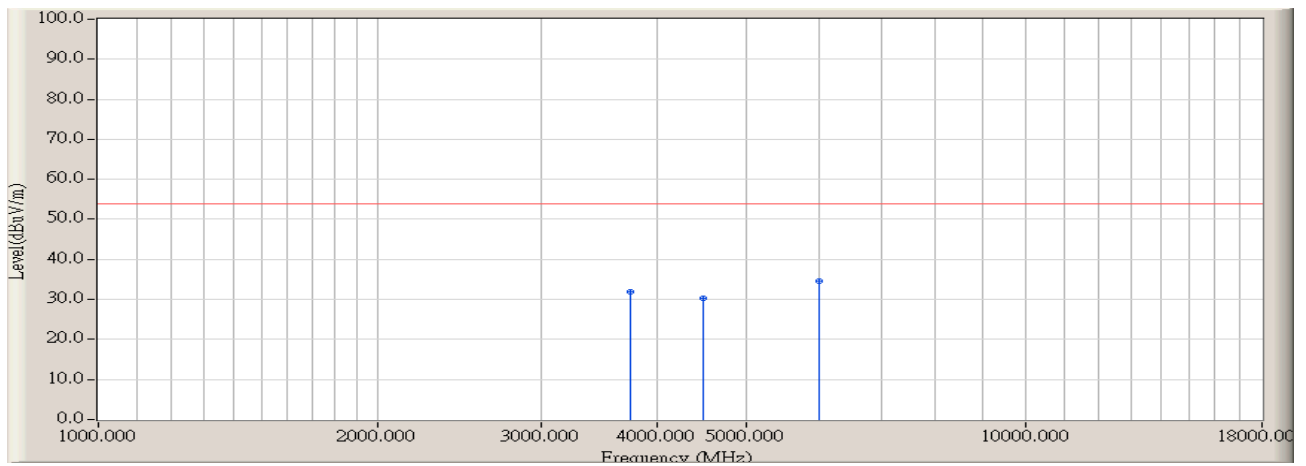
Engineer : Jame	
Site : AC-2 (3m Semi-Anechoic Chamber)	Time : 2008/12/02 - 09:57
Limit : FCC_SpartC_15.209_03M_PK	Margin : 0
EUT : Wireless-B/G/N 26dBm Network Mini PCI Adapter	Probe : BBHA9120D_496(1-18GHz) - VERTICAL
Power : AC 120V/60Hz	Note : Mode 4: Transmit by 802.11n(40MHz) (Chain 1X 100) at channel 2422MHz



		Frequency (MHz)	Correct Factor (dB)	Reading Level (dBuV)	Measure Level (dBuV/m)	Margin (dB)	Limit (dBuV/m)	Detector Type	Ant Pos (cm)	Table Pos (deg)
1		3754.000	-0.210	46.379	46.169	-27.801	73.970	PEAK	150.000	36.000
2		4485.000	2.440	41.888	44.328	-29.642	73.970	PEAK	146.000	157.000
3	*	5998.000	5.740	42.833	48.573	-25.397	73.970	PEAK	146.000	155.000

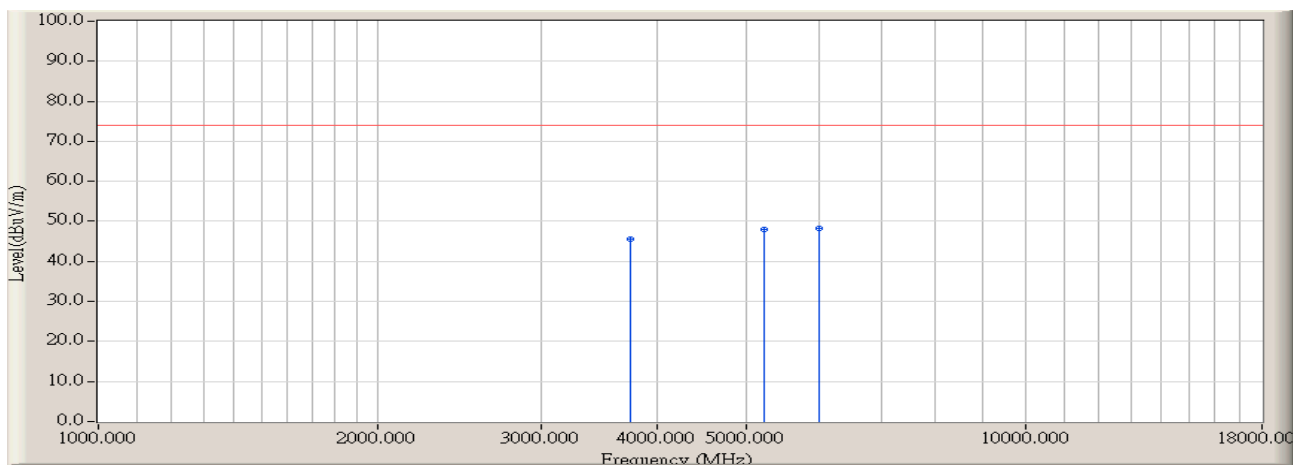


Engineer : Jame	
Site : AC-2 (3m Semi-Anechoic Chamber)	Time : 2008/12/02 - 09:57
Limit : FCC_SpartC_15.209_03M_AV	Margin : 0
EUT : Wireless-B/G/N 26dBm Network Mini PCI Adapter	Probe : BBHA9120D_496(1-18GHz) - VERTICAL
Power : AC 120V/60Hz	Note : Mode 4: Transmit by 802.11n(40MHz) (Chain 1X 100) at channel 2422MHz



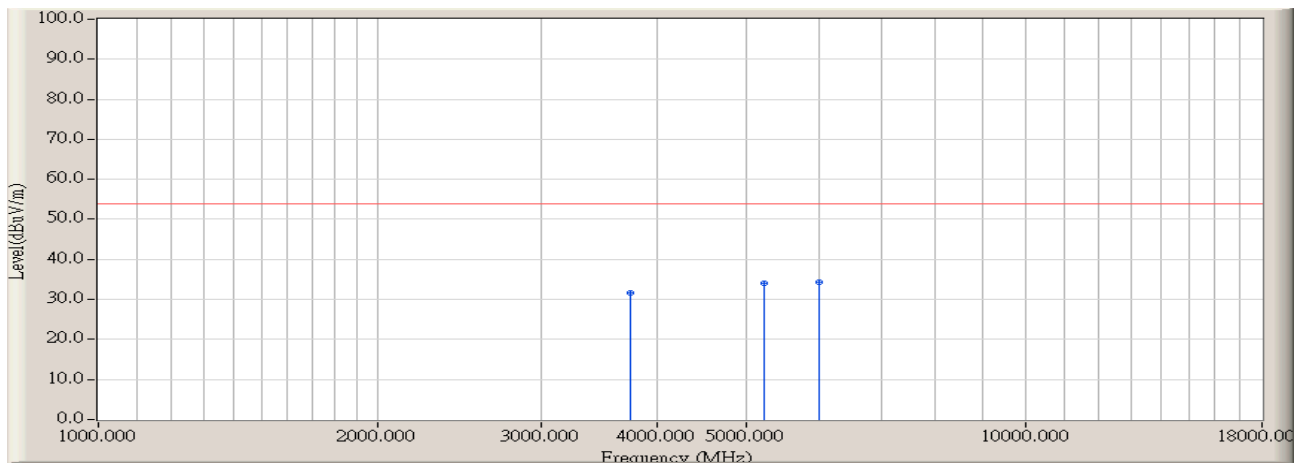
		Frequency (MHz)	Correct Factor (dB)	Reading Level (dBuV)	Measure Level (dBuV/m)	Margin (dB)	Limit (dBuV/m)	Detector Type	Ant Pos (cm)	Table Pos (deg)
1		3754.000	-0.210	32.240	32.030	-21.940	53.970	AVERAGE	150.000	36.000
2		4485.000	2.440	27.780	30.220	-23.750	53.970	AVERAGE	146.000	157.000
3	*	5998.000	5.740	28.800	34.540	-19.430	53.970	AVERAGE	146.000	155.000

Engineer : Jame	
Site : AC-2 (3m Semi-Anechoic Chamber)	Time : 2008/12/02 - 09:58
Limit : FCC_SpartC_15.209_03M_PK	Margin : 0
EUT : Wireless-B/G/N 26dBm Network Mini PCI Adapter	Probe : BBHA9120D_496(1-18GHz) - HORIZONTAL
Power : AC 120V/60Hz	Note : Mode 4: Transmit by 802.11n(40MHz) (Chain 1X 100) at channel 2437MHz



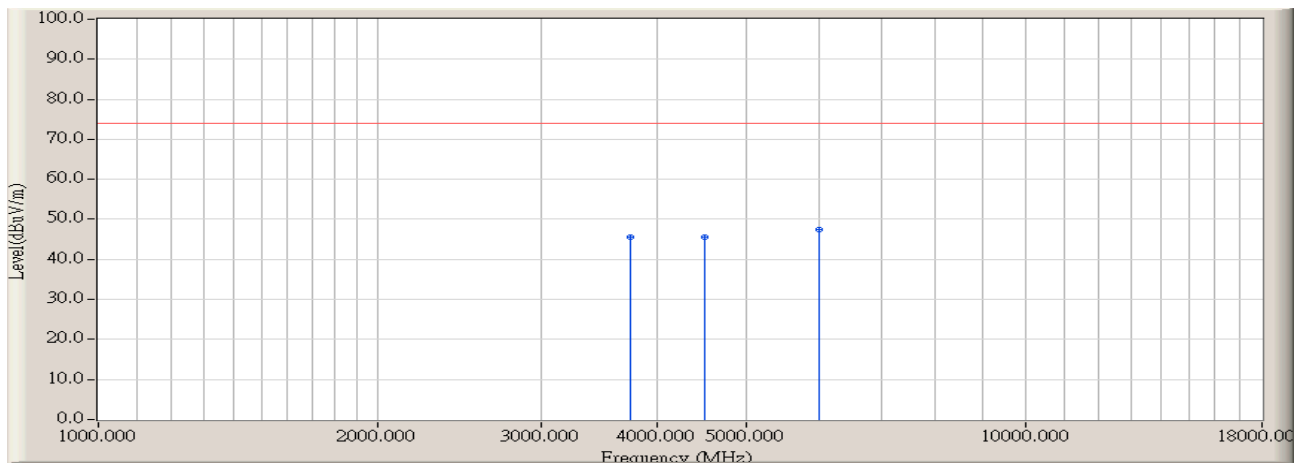
		Frequency (MHz)	Correct Factor (dB)	Reading Level (dBuV)	Measure Level (dBuV/m)	Margin (dB)	Limit (dBuV/m)	Detector Type	Ant Pos (cm)	Table Pos (deg)
1		3754.000	-0.210	45.911	45.701	-28.269	73.970	PEAK	144.000	154.000
2		5233.000	4.040	44.030	48.070	-25.900	73.970	PEAK	164.000	178.000
3	*	5998.000	5.740	42.609	48.349	-25.621	73.970	PEAK	151.000	167.000

Engineer : Jame	
Site : AC-2 (3m Semi-Anechoic Chamber)	Time : 2008/12/02 - 09:58
Limit : FCC_SpartC_15.209_03M_AV	Margin : 0
EUT : Wireless-B/G/N 26dBm Network Mini PCI Adapter	Probe : BBHA9120D_496(1-18GHz) - HORIZONTAL
Power : AC 120V/60Hz	Note : Mode 4: Transmit by 802.11n(40MHz) (Chain 1X 100) at channel 2437MHz



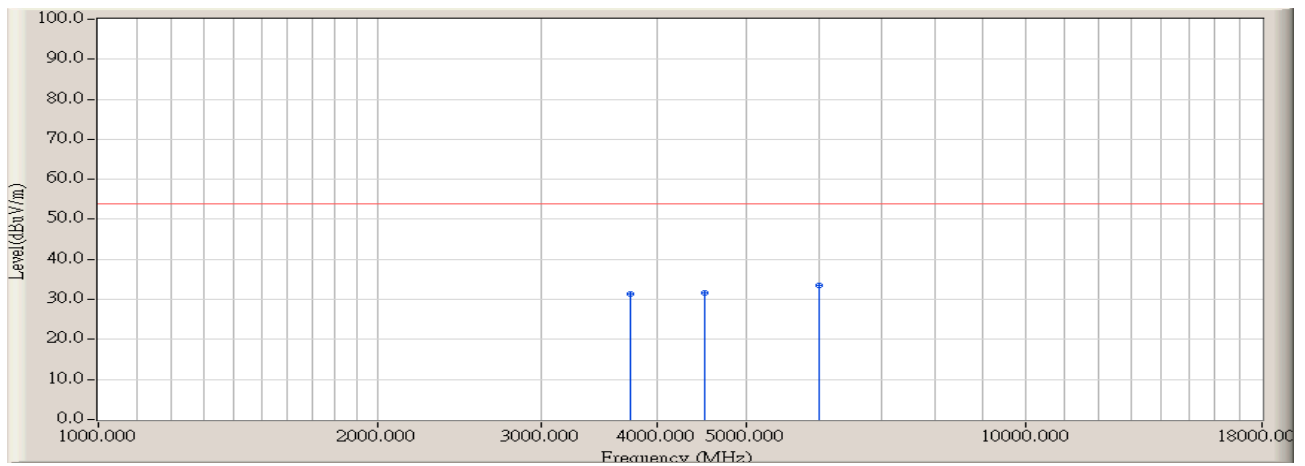
		Frequency (MHz)	Correct Factor (dB)	Reading Level (dBuV)	Measure Level (dBuV/m)	Margin (dB)	Limit (dBuV/m)	Detector Type	Ant Pos (cm)	Table Pos (deg)
1		3754.000	-0.210	31.880	31.670	-22.300	53.970	AVERAGE	144.000	154.000
2		5233.000	4.040	30.020	34.060	-19.910	53.970	AVERAGE	164.000	178.000
3	*	5998.000	5.740	28.560	34.300	-19.670	53.970	AVERAGE	151.000	167.000

Engineer : Jame	
Site : AC-2 (3m Semi-Anechoic Chamber)	Time : 2008/12/02 - 10:00
Limit : FCC_SpartC_15.209_03M_PK	Margin : 0
EUT : Wireless-B/G/N 26dBm Network Mini PCI Adapter	Probe : BBHA9120D_496(1-18GHz) - VERTICAL
Power : AC 120V/60Hz	Note : Mode 4: Transmit by 802.11n(40MHz) (Chain 1X 100) at channel 2437MHz



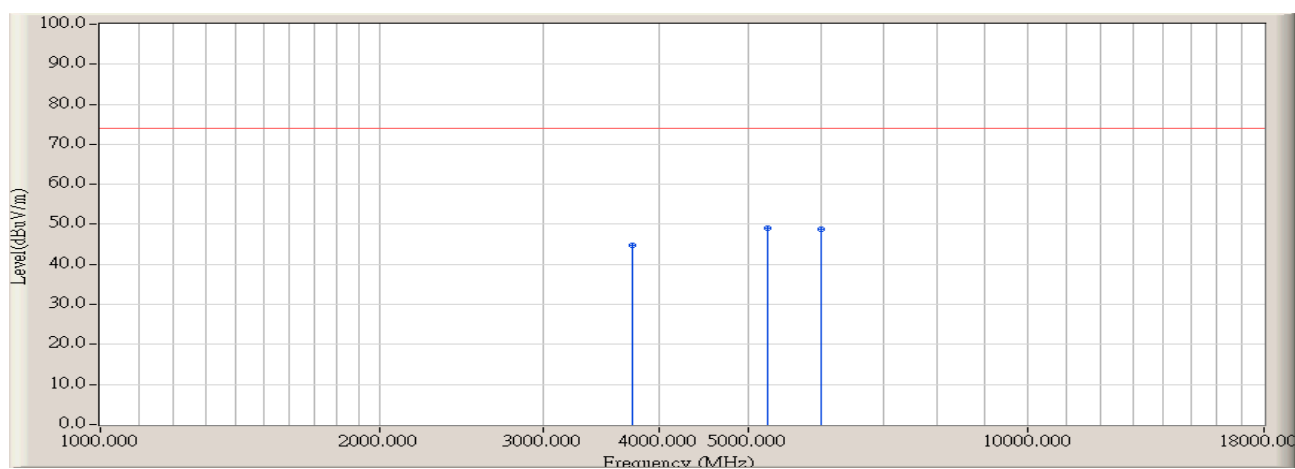
		Frequency (MHz)	Correct Factor (dB)	Reading Level (dBuV)	Measure Level (dBuV/m)	Margin (dB)	Limit (dBuV/m)	Detector Type	Ant Pos (cm)	Table Pos (deg)
1		3754.000	-0.210	45.701	45.491	-28.479	73.970	PEAK	144.000	149.000
2		4502.000	2.540	43.077	45.617	-28.353	73.970	PEAK	150.000	225.000
3	*	5998.000	5.740	41.706	47.446	-26.524	73.970	PEAK	123.000	145.000

Engineer : Jame	
Site : AC-2 (3m Semi-Anechoic Chamber)	Time : 2008/12/02 - 10:00
Limit : FCC_SpartC_15.209_03M_AV	Margin : 0
EUT : Wireless-B/G/N 26dBm Network Mini PCI Adapter	Probe : BBHA9120D_496(1-18GHz) - VERTICAL
Power : AC 120V/60Hz	Note : Mode 4: Transmit by 802.11n(40MHz) (Chain 1X 100) at channel 2437MHz



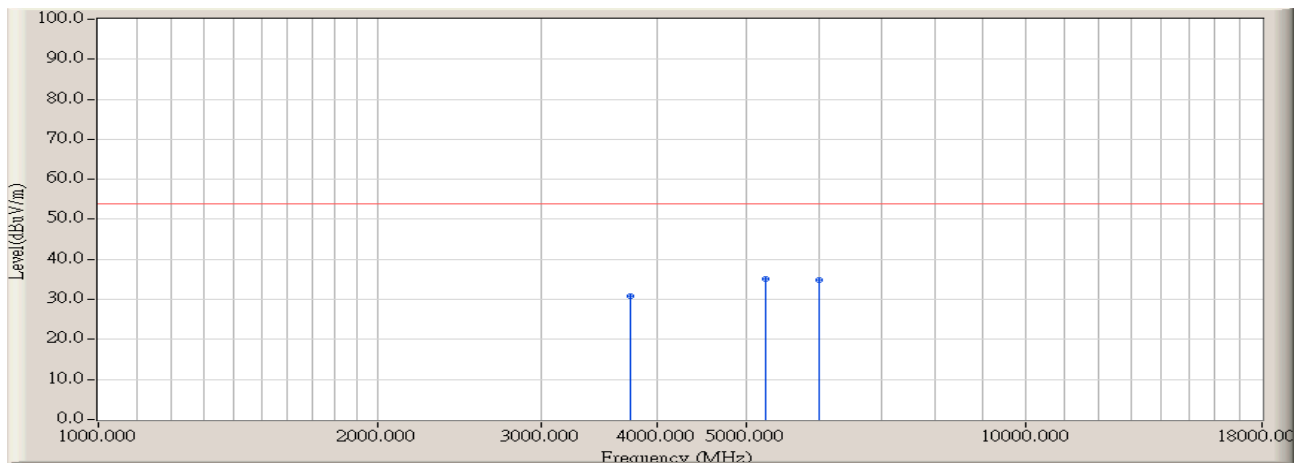
		Frequency (MHz)	Correct Factor (dB)	Reading Level (dBuV)	Measure Level (dBuV/m)	Margin (dB)	Limit (dBuV/m)	Detector Type	Ant Pos (cm)	Table Pos (deg)
1		3754.000	-0.210	31.580	31.370	-22.600	53.970	AVERAGE	144.000	149.000
2		4502.000	2.540	29.060	31.600	-22.370	53.970	AVERAGE	150.000	225.000
3	*	5998.000	5.740	27.650	33.390	-20.580	53.970	AVERAGE	123.000	145.000

Engineer : Jame	
Site : AC-2 (3m Semi-Anechoic Chamber)	Time : 2008/12/02 - 10:00
Limit : FCC_SpartC_15.209_03M_PK	Margin : 0
EUT : Wireless-B/G/N 26dBm Network Mini PCI Adapter	Probe : BBHA9120D_496(1-18GHz) - HORIZONTAL
Power : AC 120V/60Hz	Note : Mode 4: Transmit by 802.11n(40MHz) (Chain 1X 100) at channel 2452MHz



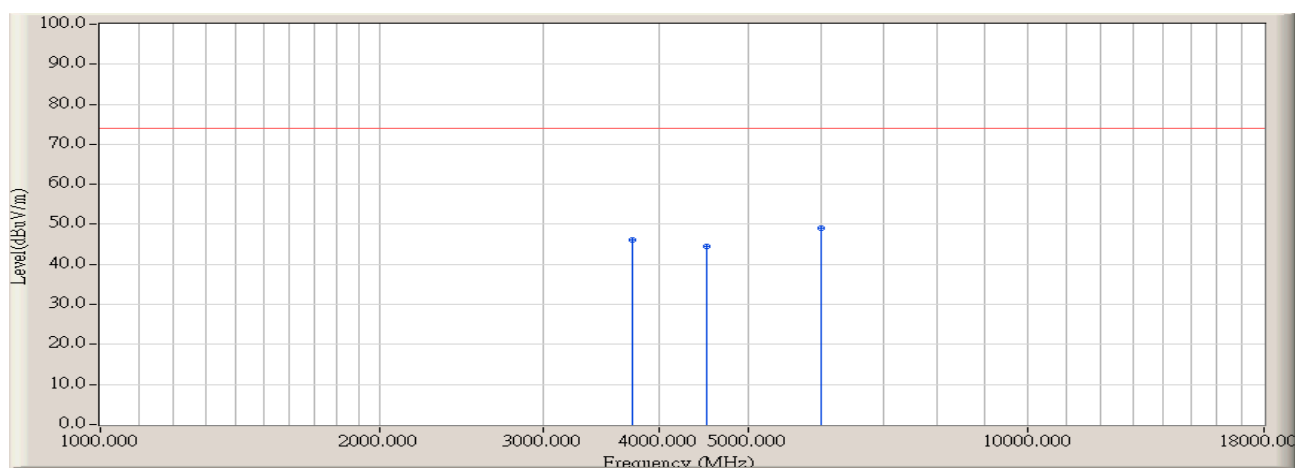
		Frequency (MHz)	Correct Factor (dB)	Reading Level (dBuV)	Measure Level (dBuV/m)	Margin (dB)	Limit (dBuV/m)	Detector Type	Ant Pos (cm)	Table Pos (deg)
1		3754.000	-0.210	45.029	44.819	-29.151	73.970	PEAK	144.000	149.000
2	*	5250.000	3.970	45.112	49.082	-24.888	73.970	PEAK	150.000	225.000
3		5998.000	5.740	43.044	48.784	-25.186	73.970	PEAK	123.000	145.000

Engineer : Jame	
Site : AC-2 (3m Semi-Anechoic Chamber)	Time : 2008/12/02 - 10:00
Limit : FCC_SpartC_15.209_03M_AV	Margin : 0
EUT : Wireless-B/G/N 26dBm Network Mini PCI Adapter	Probe : BBHA9120D_496(1-18GHz) - HORIZONTAL
Power : AC 120V/60Hz	Note : Mode 4: Transmit by 802.11n(40MHz) (Chain 1X 100) at channel 2452MHz



		Frequency (MHz)	Correct Factor (dB)	Reading Level (dBuV)	Measure Level (dBuV/m)	Margin (dB)	Limit (dBuV/m)	Detector Type	Ant Pos (cm)	Table Pos (deg)
1		3754.000	-0.210	31.060	30.850	-23.120	53.970	AVERAGE	144.000	201.000
2	*	5250.000	3.970	31.110	35.080	-18.890	53.970	AVERAGE	165.000	114.000
3		5998.000	5.740	29.030	34.770	-19.200	53.970	AVERAGE	140.000	182.000

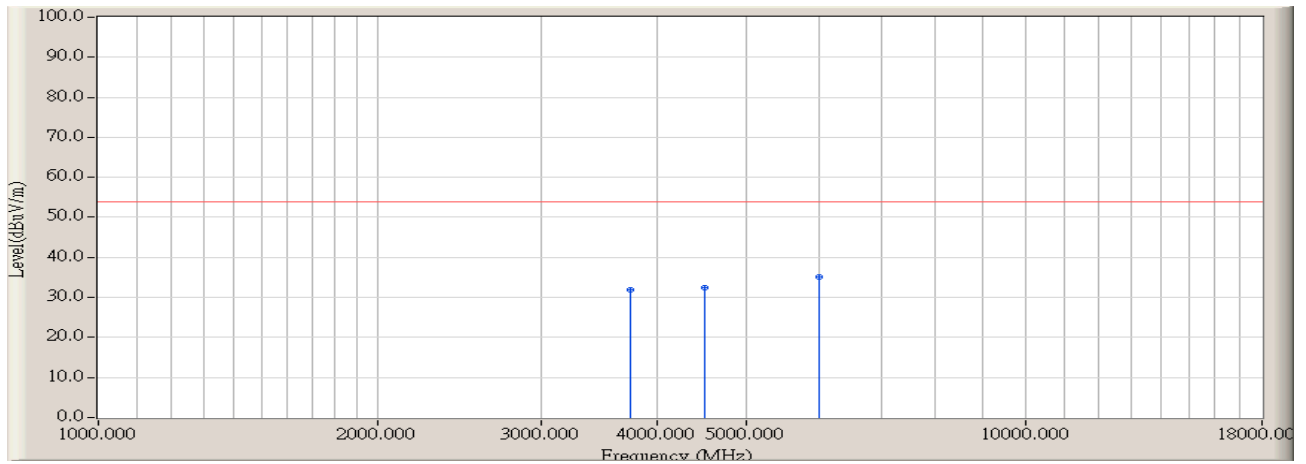
Engineer : Jame	
Site : AC-2 (3m Semi-Anechoic Chamber)	Time : 2008/12/02 - 10:01
Limit : FCC_SpartC_15.209_03M_PK	Margin : 0
EUT : Wireless-B/G/N 26dBm Network Mini PCI Adapter	Probe : BBHA9120D_496(1-18GHz) - VERTICAL
Power : AC 120V/60Hz	Note : Mode 4: Transmit by 802.11n(40MHz) (Chain 1X 100) at channel 2452MHz



		Frequency (MHz)	Correct Factor (dB)	Reading Level (dBuV)	Measure Level (dBuV/m)	Margin (dB)	Limit (dBuV/m)	Detector Type	Ant Pos (cm)	Table Pos (deg)
1		3754.000	-0.210	46.273	46.063	-27.907	73.970	PEAK	144.000	201.000
2		4502.000	2.540	41.950	44.490	-29.480	73.970	PEAK	165.000	114.000
3	*	5998.000	5.740	43.334	49.074	-24.896	73.970	PEAK	140.000	182.000

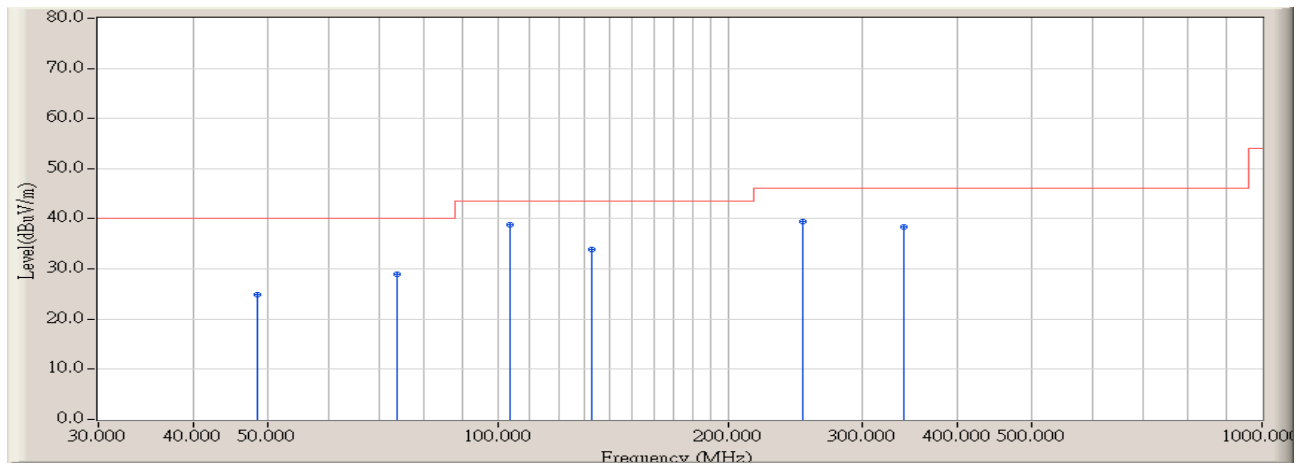


Engineer : Jame	
Site : AC-2 (3m Semi-Anechoic Chamber)	Time : 2008/12/02 - 10:01
Limit : FCC_SpartC_15.209_03M_AV	Margin : 0
EUT : Wireless-B/G/N 26dBm Network Mini PCI Adapter	Probe : BBHA9120D_496(1-18GHz) - VERTICAL
Power : AC 120V/60Hz	Note : Mode 4: Transmit by 802.11n(40MHz) (Chain 1X 100) at channel 2452MHz



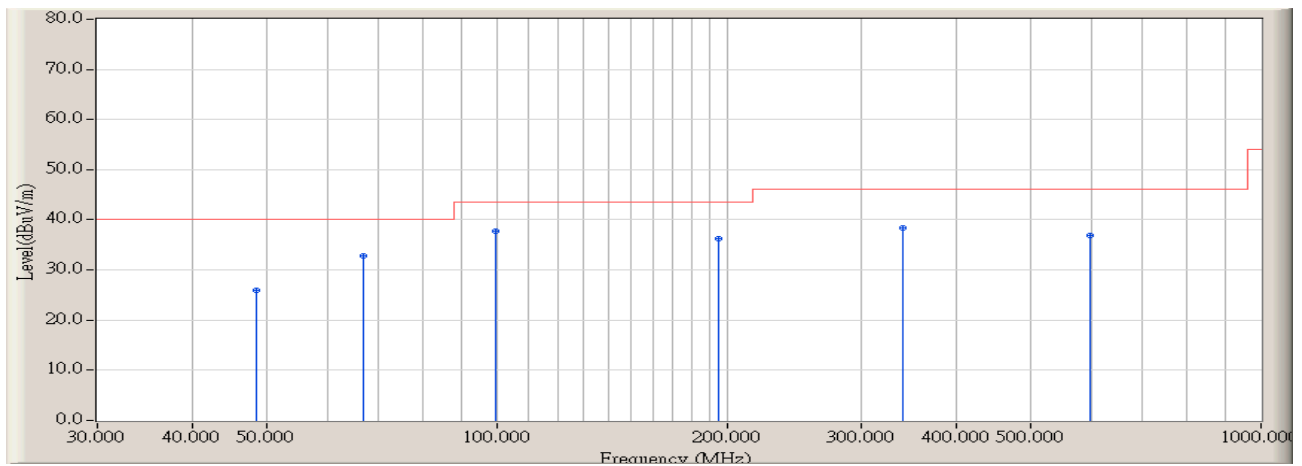
		Frequency (MHz)	Correct Factor (dB)	Reading Level (dBuV)	Measure Level (dBuV/m)	Margin (dB)	Limit (dBuV/m)	Detector Type	Ant Pos (cm)	Table Pos (deg)
1		3754.000	-0.210	32.220	32.010	-21.960	53.970	AVERAGE	144.000	201.000
2		4502.000	2.540	29.870	32.410	-21.560	53.970	AVERAGE	165.000	114.000
3	*	5998.000	5.740	29.320	35.060	-18.910	53.970	AVERAGE	140.000	182.000

Engineer : Jame	
Site : AC-2 (3m Semi-Anechoic Chamber)	Time : 2008/11/27 - 17:25
Limit : FCC_SpartC_15.209_03M_QP	Margin : 0
EUT : Wireless-B/G/N 26dBm Network Mini PCI Adapter	Probe : CBL6112B_2932(30-2000MHz) - HORIZONTAL
Power : AC 120V/60Hz	Note : Mode 3: Transmit by 802.11n(20MHz) (Chain 2X 110) at channel 2412MHz



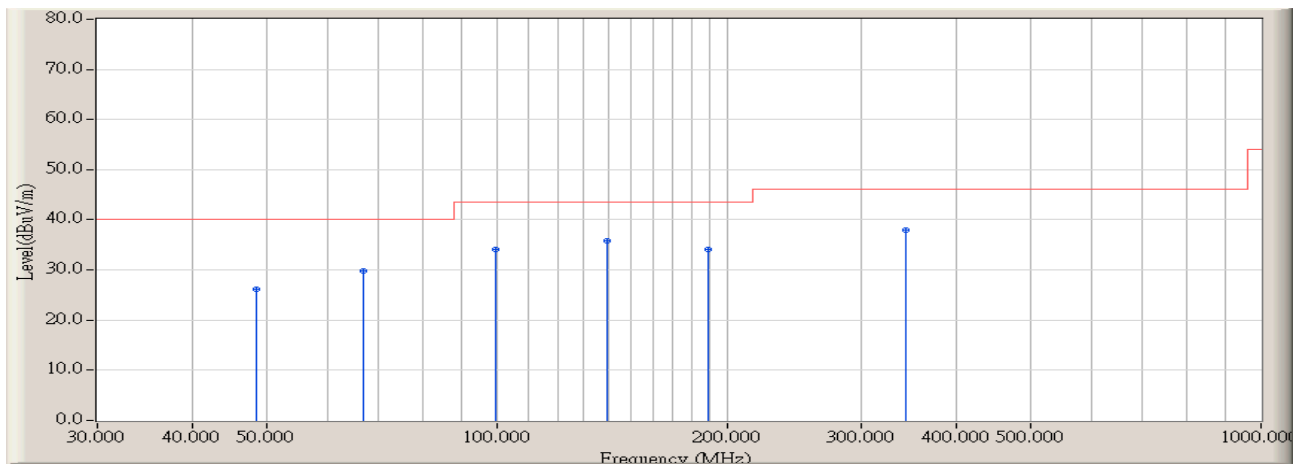
		Frequency (MHz)	Correct Factor (dB)	Reading Level (dBuV)	Measure Level (dBuV/m)	Margin (dB)	Limit (dBuV/m)	Detector Type	Ant Pos (cm)	Table Pos (deg)
1		48.430	-7.614	32.410	24.796	-15.204	40.000	QUASIPeAK	125.000	116.400
2		73.650	-14.364	43.217	28.853	-11.147	40.000	QUASIPeAK	145.300	96.500
3	*	103.720	-11.094	49.895	38.801	-4.719	43.520	QUASIPeAK	241.000	73.200
4		132.820	-9.428	43.394	33.966	-9.554	43.520	QUASIPeAK	215.200	12.500
5		251.160	-8.789	48.195	39.406	-6.614	46.020	QUASIPeAK	144.200	88.100
6		339.430	-6.407	44.773	38.366	-7.654	46.020	QUASIPeAK	116.200	65.600

Engineer : Jame	
Site : AC-2 (3m Semi-Anechoic Chamber)	Time : 2008/11/27 - 17:26
Limit : FCC_SpartC_15.209_03M_QP	Margin : 0
EUT : Wireless-B/G/N 26dBm Network Mini PCI Adapter	Probe : CBL6112B_2932(30-2000MHz) - VERTICAL
Power : AC 120V/60Hz	Note : Mode 3: Transmit by 802.11n(20MHz) (Chain 2X 110) at channel 2412MHz



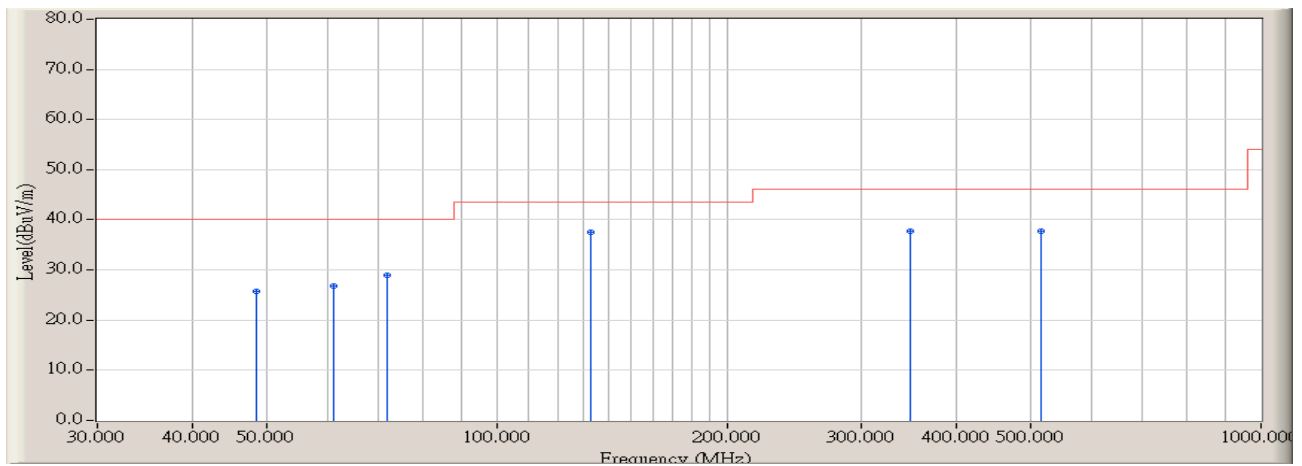
		Frequency (MHz)	Correct Factor (dB)	Reading Level (dBuV)	Measure Level (dBuV/m)	Margin (dB)	Limit (dBuV/m)	Detector Type	Ant Pos (cm)	Table Pos (deg)
1		48.430	-7.614	33.661	26.047	-13.953	40.000	QUASIPeAK	100.000	74.600
2		66.860	-14.233	47.036	32.803	-7.197	40.000	QUASIPeAK	102.600	45.300
3	*	99.840	-11.550	49.255	37.705	-5.815	43.520	QUASIPeAK	100.000	92.500
4		194.900	-11.116	47.414	36.298	-7.222	43.520	QUASIPeAK	100.000	322.800
5		339.430	-6.407	44.753	38.346	-7.674	46.020	QUASIPeAK	100.000	42.500
6		598.420	-1.577	38.477	36.900	-9.120	46.020	QUASIPeAK	100.000	115.800

Engineer : Jame	
Site : AC-2 (3m Semi-Anechoic Chamber)	Time : 2008/11/27 - 17:26
Limit : FCC_SpartC_15.209_03M_QP	Margin : 0
EUT : Wireless-B/G/N 26dBm Network Mini PCI Adapter	Probe : CBL6112B_2932(30-2000MHz) - HORIZONTAL
Power : AC 120V/60Hz	Note : Mode 3: Transmit by 802.11n(20MHz) (Chain 2X 110) at channel 2437MHz



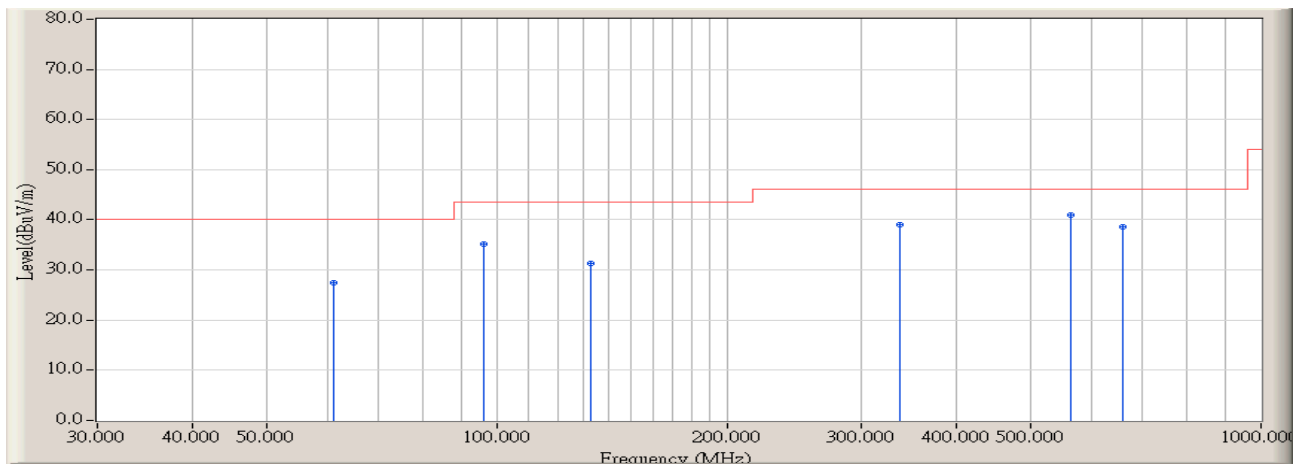
		Frequency (MHz)	Correct Factor (dB)	Reading Level (dBuV)	Measure Level (dBuV/m)	Margin (dB)	Limit (dBuV/m)	Detector Type	Ant Pos (cm)	Table Pos (deg)
1		48.430	-7.614	33.868	26.254	-13.746	40.000	QUASIPeAK	125.200	74.600
2		66.860	-14.233	44.064	29.831	-10.169	40.000	QUASIPeAK	216.400	85.900
3		99.840	-11.550	45.739	34.189	-9.331	43.520	QUASIPeAK	312.500	96.000
4	*	139.610	-9.348	45.172	35.824	-7.696	43.520	QUASIPeAK	204.000	117.500
5		189.080	-11.382	45.588	34.206	-9.314	43.520	QUASIPeAK	133.000	77.500
6		343.310	-6.258	44.304	38.046	-7.974	46.020	QUASIPeAK	146.000	228.000

Engineer : Jame	
Site : AC-2 (3m Semi-Anechoic Chamber)	Time : 2008/11/27 - 17:26
Limit : FCC_SpartC_15.209_03M_QP	Margin : 0
EUT : Wireless-B/G/N 26dBm Network Mini PCI Adapter	Probe : CBL6112B_2932(30-2000MHz) - VERTICAL
Power : AC 120V/60Hz	Note : Mode 3: Transmit by 802.11n(20MHz) (Chain 2X 110) at channel 2437MHz



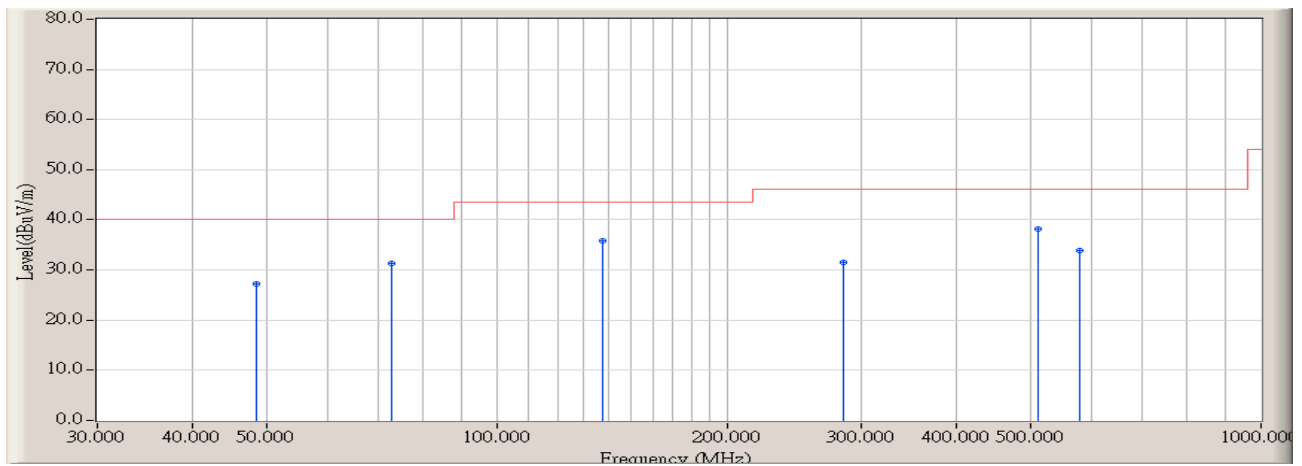
		Frequency (MHz)	Correct Factor (dB)	Reading Level (dBuV)	Measure Level (dBuV/m)	Margin (dB)	Limit (dBuV/m)	Detector Type	Ant Pos (cm)	Table Pos (deg)
1		48.430	-7.614	33.336	25.722	-14.278	40.000	QUASIPeAK	100.000	65.900
2		61.040	-13.122	39.981	26.859	-13.141	40.000	QUASIPeAK	112.500	46.900
3		71.710	-14.448	43.504	29.056	-10.944	40.000	QUASIPeAK	104.600	117.000
4	*	132.820	-9.428	47.050	37.622	-5.898	43.520	QUASIPeAK	100.000	99.300
5		347.190	-6.190	43.922	37.732	-8.288	46.020	QUASIPeAK	100.000	114.700
6		515.970	-3.244	41.049	37.805	-8.215	46.020	QUASIPeAK	100.000	89.400

Engineer : Jame	
Site : AC-2 (3m Semi-Anechoic Chamber)	Time : 2008/11/27 - 17:27
Limit : FCC_SpartC_15.209_03M_QP	Margin : 0
EUT : Wireless-B/G/N 26dBm Network Mini PCI Adapter	Probe : CBL6112B_2932(30-2000MHz) - HORIZONTAL
Power : AC 120V/60Hz	Note : Mode 3: Transmit by 802.11n(20MHz) (Chain 2X 110) at channel 2462MHz



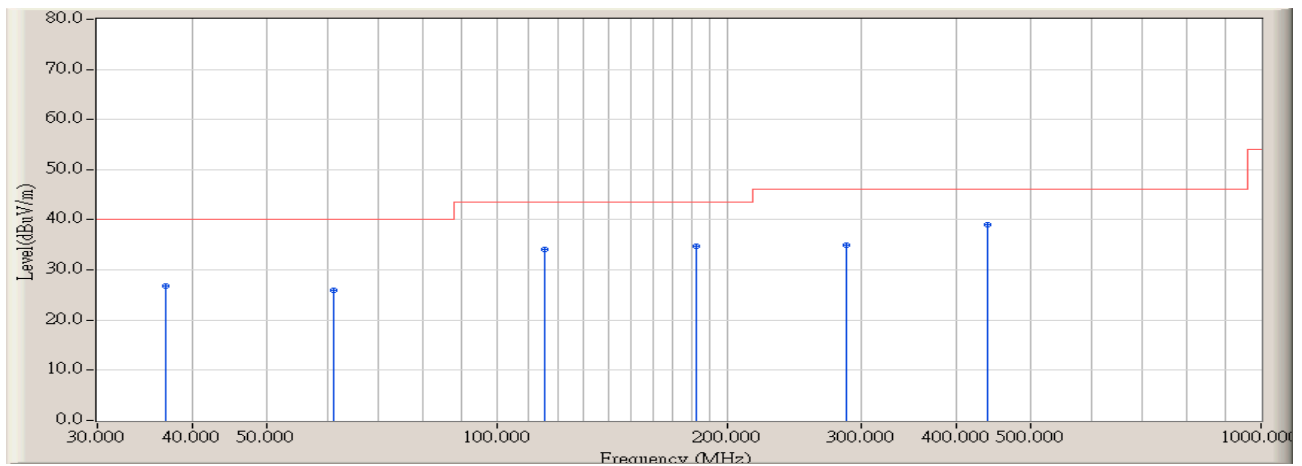
		Frequency (MHz)	Correct Factor (dB)	Reading Level (dBuV)	Measure Level (dBuV/m)	Margin (dB)	Limit (dBuV/m)	Detector Type	Ant Pos (cm)	Table Pos (deg)
1		61.040	-13.122	40.643	27.521	-12.479	40.000	QUASIPeAK	214.600	78.400
2		95.960	-12.020	47.146	35.126	-8.394	43.520	QUASIPeAK	322.600	46.200
3		132.820	-9.428	40.840	31.412	-12.108	43.520	QUASIPeAK	122.600	136.900
4		336.520	-6.510	45.638	39.128	-6.892	46.020	QUASIPeAK	109.500	83.000
5	*	564.470	-1.322	42.365	41.043	-4.977	46.020	QUASIPeAK	100.000	74.900
6		658.560	-0.149	38.830	38.681	-7.339	46.020	QUASIPeAK	106.200	115.700

Engineer : Jame	
Site : AC-2 (3m Semi-Anechoic Chamber)	Time : 2008/11/27 - 17:27
Limit : FCC_SpartC_15.209_03M_QP	Margin : 0
EUT : Wireless-B/G/N 26dBm Network Mini PCI Adapter	Probe : CBL6112B_2932(30-2000MHz) - VERTICAL
Power : AC 120V/60Hz	Note : Mode 3: Transmit by 802.11n(20MHz) (Chain 2X 110) at channel 2462MHz



		Frequency (MHz)	Correct Factor (dB)	Reading Level (dBuV)	Measure Level (dBuV/m)	Margin (dB)	Limit (dBuV/m)	Detector Type	Ant Pos (cm)	Table Pos (deg)
1		48.430	-7.614	34.855	27.241	-12.759	40.000	QUASIPeAK	100.000	36.400
2		72.680	-14.413	45.656	31.243	-8.757	40.000	QUASIPeAK	104.500	93.300
3	*	137.670	-9.394	45.179	35.785	-7.735	43.520	QUASIPeAK	115.200	265.300
4		284.140	-8.690	40.286	31.596	-14.424	46.020	QUASIPeAK	100.000	84.700
5		511.120	-3.214	41.489	38.275	-7.745	46.020	QUASIPeAK	100.000	172.600
6		579.020	-1.571	35.466	33.895	-12.125	46.020	QUASIPeAK	100.000	49.000

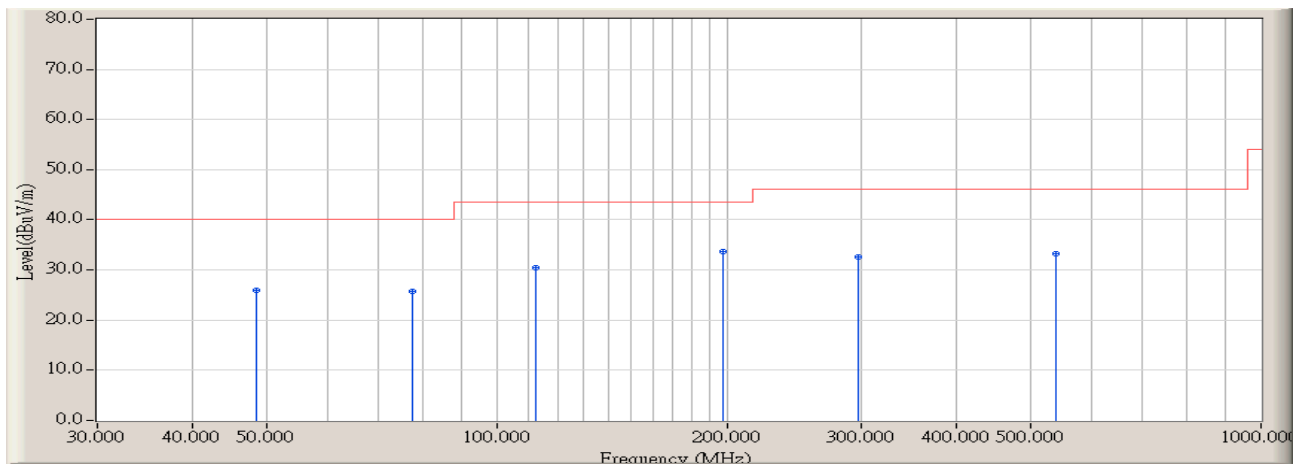
Engineer : Jame	
Site : AC-2 (3m Semi-Anechoic Chamber)	Time : 2008/11/27 - 17:28
Limit : FCC_SpartC_15.209_03M_QP	Margin : 0
EUT : Wireless-B/G/N 26dBm Network Mini PCI Adapter	Probe : CBL6112B_2932(30-2000MHz) - HORIZONTAL
Power : AC 120V/60Hz	Note : Mode 4: Transmit by 802.11n(40MHz) (Chain 2X 110) at channel 2422MHz



		Frequency (MHz)	Correct Factor (dB)	Reading Level (dBuV)	Measure Level (dBuV/m)	Margin (dB)	Limit (dBuV/m)	Detector Type	Ant Pos (cm)	Table Pos (deg)
1		36.790	-1.849	28.721	26.872	-13.128	40.000	QUASIPeAK	106.200	75.400
2		61.040	-13.122	39.039	25.917	-14.083	40.000	QUASIPeAK	126.000	99.500
3		115.360	-10.287	44.476	34.189	-9.331	43.520	QUASIPeAK	140.000	125.000
4		182.290	-11.480	46.171	34.691	-8.829	43.520	QUASIPeAK	100.000	84.900
5		287.050	-8.571	43.509	34.938	-11.082	46.020	QUASIPeAK	203.000	77.900
6	*	438.370	-4.597	43.722	39.125	-6.895	46.020	QUASIPeAK	114.000	82.300

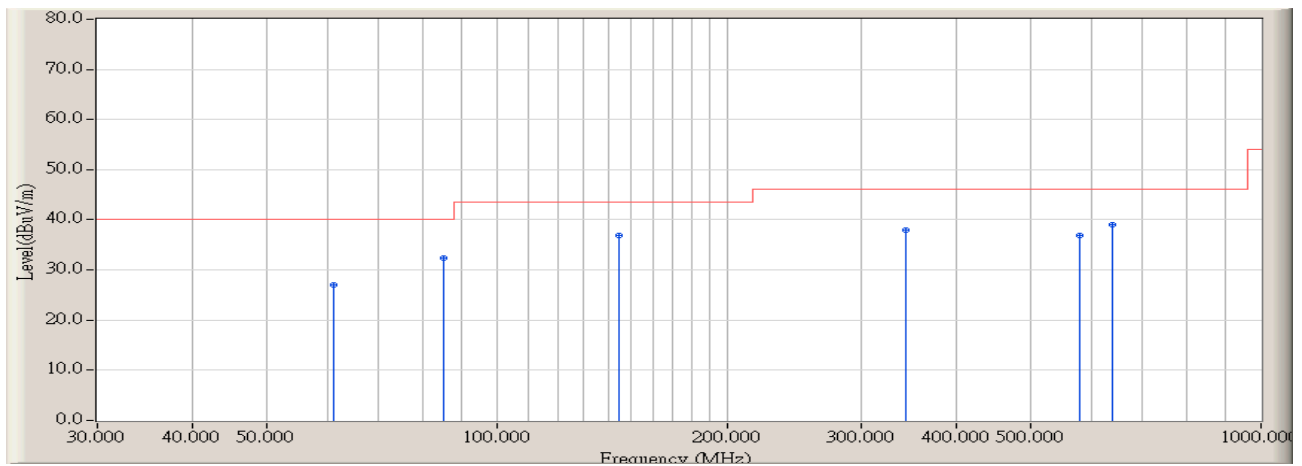


Engineer : Jame	
Site : AC-2 (3m Semi-Anechoic Chamber)	Time : 2008/11/27 - 17:28
Limit : FCC_SpartC_15.209_03M_QP	Margin : 0
EUT : Wireless-B/G/N 26dBm Network Mini PCI Adapter	Probe : CBL6112B_2932(30-2000MHz) - VERTICAL
Power : AC 120V/60Hz	Note : Mode 4: Transmit by 802.11n(40MHz) (Chain 2X 110) at channel 2422MHz



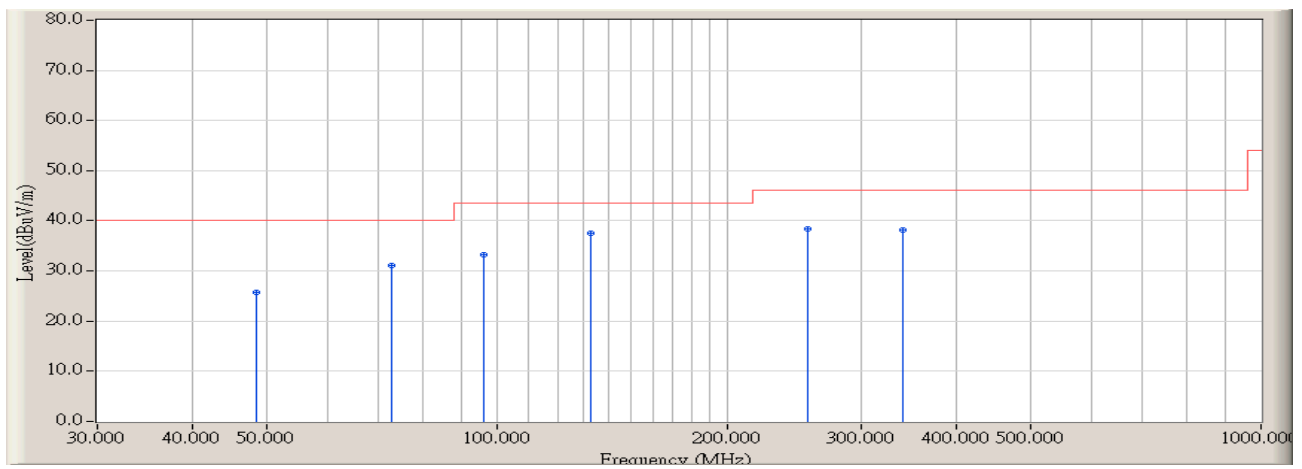
		Frequency (MHz)	Correct Factor (dB)	Reading Level (dBuV)	Measure Level (dBuV/m)	Margin (dB)	Limit (dBuV/m)	Detector Type	Ant Pos (cm)	Table Pos (deg)
1		48.430	-7.614	33.661	26.047	-13.953	40.000	QUASIPeAK	100.000	36.400
2		77.530	-14.057	39.886	25.829	-14.171	40.000	QUASIPeAK	100.000	78.500
3		112.450	-10.465	40.845	30.380	-13.140	43.520	QUASIPeAK	106.300	105.000
4	*	197.810	-11.015	44.620	33.605	-9.915	43.520	QUASIPeAK	100.000	49.300
5		296.750	-8.127	40.831	32.704	-13.316	46.020	QUASIPeAK	100.000	116.900
6		538.280	-3.019	36.252	33.233	-12.787	46.020	QUASIPeAK	100.000	244.500

Engineer : Jame	
Site : AC-2 (3m Semi-Anechoic Chamber)	Time : 2008/11/27 - 17:28
Limit : FCC_SpartC_15.209_03M_QP	Margin : 0
EUT : Wireless-B/G/N 26dBm Network Mini PCI Adapter	Probe : CBL6112B_2932(30-2000MHz) - HORIZONTAL
Power : AC 120V/60Hz	Note : Mode 4: Transmit by 802.11n(40MHz) (Chain 2X 110) at channel 2437MHz



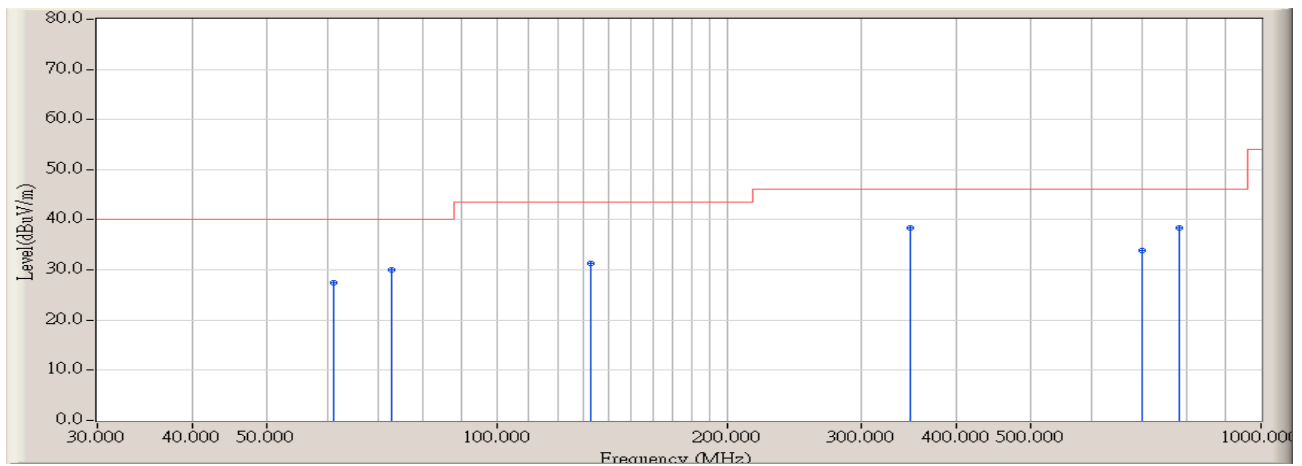
		Frequency (MHz)	Correct Factor (dB)	Reading Level (dBuV)	Measure Level (dBuV/m)	Margin (dB)	Limit (dBuV/m)	Detector Type	Ant Pos (cm)	Table Pos (deg)
1		61.040	-13.122	40.116	26.994	-13.006	40.000	QUASIPeAK	201.000	74.600
2		85.290	-13.157	45.566	32.409	-7.591	40.000	QUASIPeAK	312.600	95.400
3	*	144.460	-9.146	46.094	36.948	-6.572	43.520	QUASIPeAK	135.700	65.800
4		343.310	-6.258	44.304	38.046	-7.974	46.020	QUASIPeAK	100.000	93.800
5		579.020	-1.571	38.402	36.831	-9.189	46.020	QUASIPeAK	185.000	49.000
6		639.160	-0.535	39.521	38.986	-7.034	46.020	QUASIPeAK	109.500	215.700

Engineer : Jame	
Site : AC-2 (3m Semi-Anechoic Chamber)	Time : 2008/11/27 - 17:29
Limit : FCC_SpartC_15.209_03M_QP	Margin : 0
EUT : Wireless-B/G/N 26dBm Network Mini PCI Adapter	Probe : CBL6112B_2932(30-2000MHz) - VERTICAL
Power : AC 120V/60Hz	Note : Mode 4: Transmit by 802.11n(40MHz) (Chain 2X 110) at channel 2437MHz



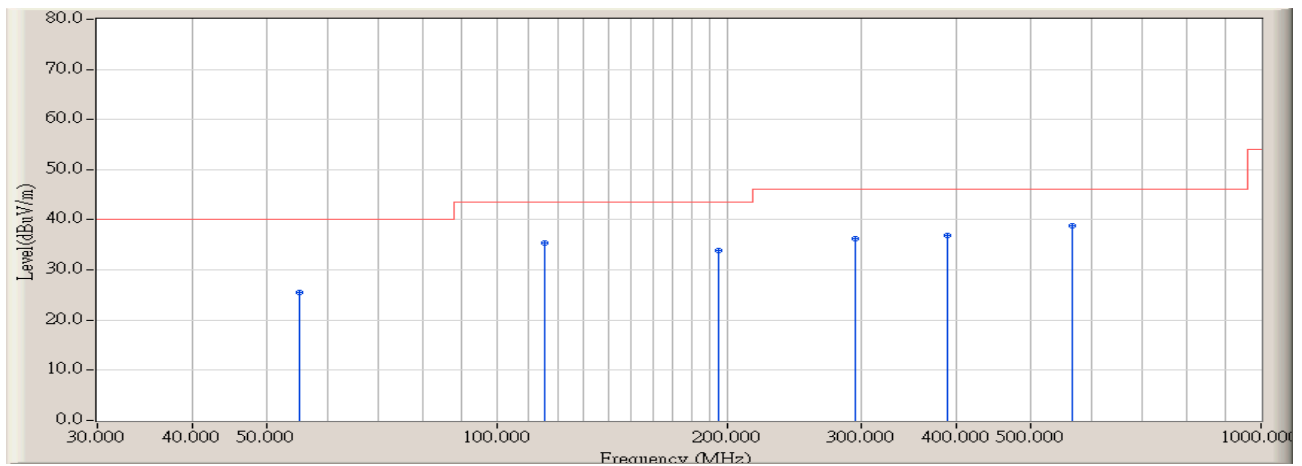
		Frequency (MHz)	Correct Factor (dB)	Reading Level (dBuV)	Measure Level (dBuV/m)	Margin (dB)	Limit (dBuV/m)	Detector Type	Ant Pos (cm)	Table Pos (deg)
1		48.430	-7.614	33.336	25.722	-14.278	40.000	QUASIPeAK	100.000	62.900
2		72.680	-14.413	45.405	30.992	-9.008	40.000	QUASIPeAK	112.600	84.900
3		95.960	-12.020	45.188	33.168	-10.352	43.520	QUASIPeAK	100.000	253.900
4	*	132.820	-9.428	47.050	37.622	-5.898	43.520	QUASIPeAK	100.000	169.400
5		255.040	-8.638	46.983	38.345	-7.675	46.020	QUASIPeAK	100.000	354.000
6		340.400	-6.367	44.484	38.117	-7.903	46.020	QUASIPeAK	100.000	115.900

Engineer : Jame	
Site : AC-2 (3m Semi-Anechoic Chamber)	Time : 2008/11/27 - 17:29
Limit : FCC_SpartC_15.209_03M_QP	Margin : 0
EUT : Wireless-B/G/N 26dBm Network Mini PCI Adapter	Probe : CBL6112B_2932(30-2000MHz) - HORIZONTAL
Power : AC 120V/60Hz	Note : Mode 4: Transmit by 802.11n(40MHz) (Chain 2X 110) at channel 2452MHz



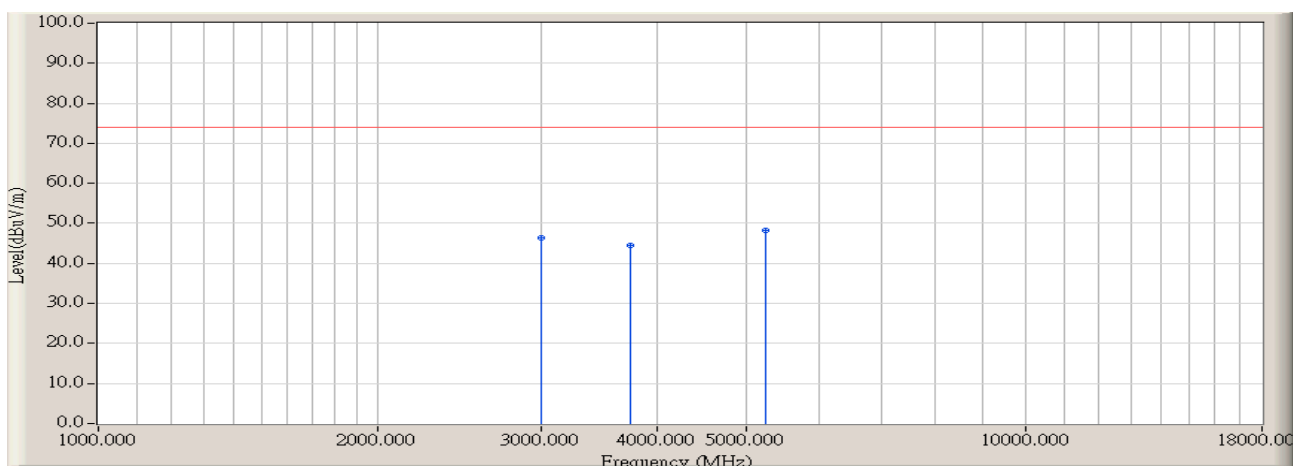
		Frequency (MHz)	Correct Factor (dB)	Reading Level (dBuV)	Measure Level (dBuV/m)	Margin (dB)	Limit (dBuV/m)	Detector Type	Ant Pos (cm)	Table Pos (deg)
1		61.040	-13.122	40.643	27.521	-12.479	40.000	QUASIPeAK	133.400	76.900
2		72.680	-14.413	44.381	29.968	-10.032	40.000	QUASIPeAK	206.000	146.000
3		132.820	-9.428	40.840	31.412	-12.108	43.520	QUASIPeAK	175.600	49.000
4	*	347.190	-6.190	44.649	38.459	-7.561	46.020	QUASIPeAK	203.000	116.900
5		697.360	0.428	33.419	33.847	-12.173	46.020	QUASIPeAK	100.000	94.600
6		780.780	1.586	36.824	38.410	-7.610	46.020	QUASIPeAK	114.800	71.900

Engineer : Jame	
Site : AC-2 (3m Semi-Anechoic Chamber)	Time : 2008/11/27 - 17:29
Limit : FCC_SpartC_15.209_03M_QP	Margin : 0
EUT : Wireless-B/G/N 26dBm Network Mini PCI Adapter	Probe : CBL6112B_2932(30-2000MHz) - VERTICAL
Power : AC 120V/60Hz	Note : Mode 4: Transmit by 802.11n(40MHz) (Chain 2X 110) at channel 2452MHz



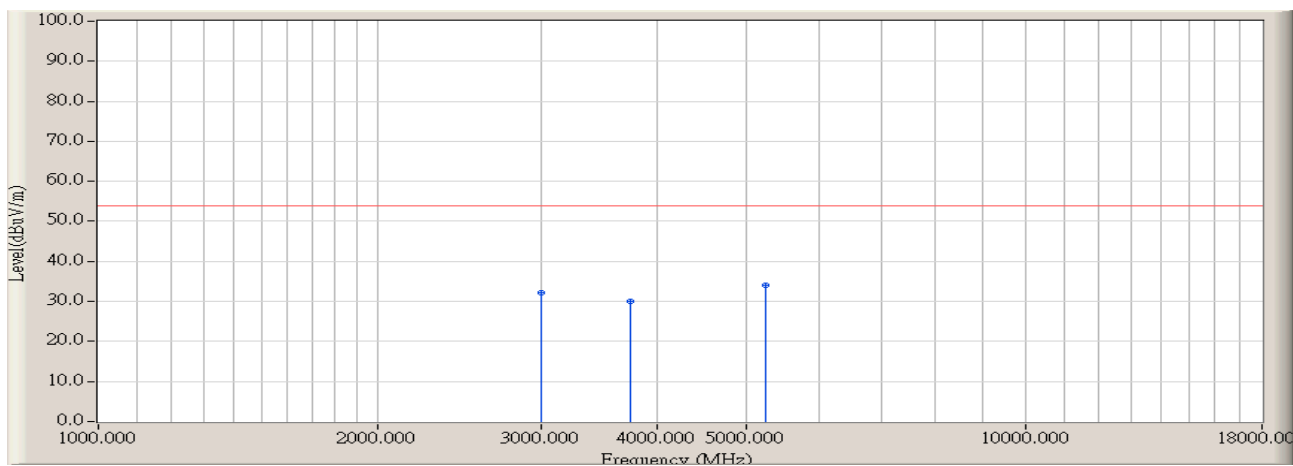
		Frequency (MHz)	Correct Factor (dB)	Reading Level (dBuV)	Measure Level (dBuV/m)	Margin (dB)	Limit (dBuV/m)	Detector Type	Ant Pos (cm)	Table Pos (deg)
1		55.220	-10.770	36.370	25.600	-14.400	40.000	QUASIPeAK	100.000	44.800
2		115.360	-10.287	45.691	35.404	-8.116	43.520	QUASIPeAK	100.000	46.600
3		194.900	-11.116	44.940	33.824	-9.696	43.520	QUASIPeAK	122.800	136.500
4		294.810	-8.234	44.447	36.213	-9.807	46.020	QUASIPeAK	112.900	326.000
5		388.900	-5.357	42.319	36.962	-9.058	46.020	QUASIPeAK	100.000	106.600
6	*	566.410	-1.352	40.100	38.758	-7.262	46.020	QUASIPeAK	105.000	92.600

Engineer : Jame	
Site : AC-2 (3m Semi-Anechoic Chamber)	Time : 2008/12/03 - 09:33
Limit : FCC_SpartC_15.209_03M_PK	Margin : 0
EUT : Wireless-B/G/N 26dBm Network Mini PCI Adapter	Probe : BBHA9120D_496(1-18GHz) - HORIZONTAL
Power : AC 120V/60Hz	Note : Mode 3: Transmit by 802.11n(20MHz) (Chain 2X 110) at channel 2412 MHz



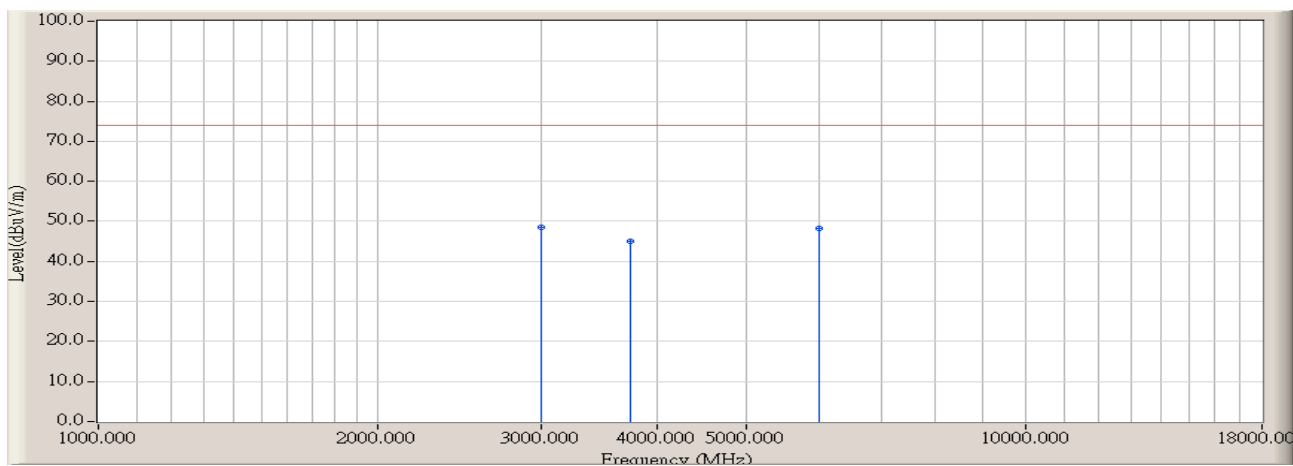
		Frequency (MHz)	Correct Factor (dB)	Reading Level (dBuV)	Measure Level (dBuV/m)	Margin (dB)	Limit (dBuV/m)	Detector Type	Ant Pos (cm)	Table Pos (deg)
1		3006.000	-1.840	48.190	46.350	-27.620	73.970	PEAK	144.000	154.000
2		3754.000	-0.210	44.600	44.390	-29.580	73.970	PEAK	164.000	178.000
3	*	5250.000	3.970	44.194	48.164	-25.806	73.970	PEAK	151.000	167.000

Engineer : Jame	
Site : AC-2 (3m Semi-Anechoic Chamber)	Time : 2008/12/03 - 09:33
Limit : FCC_SpartC_15.209_03M_AV	Margin : 0
EUT : Wireless-B/G/N 26dBm Network Mini PCI Adapter	Probe : BBHA9120D_496(1-18GHz) - HORIZONTAL
Power : AC 120V/60Hz	Note : Mode 3: Transmit by 802.11n(20MHz) (Chain 2X 110) at channel 2412 MHz



		Frequency (MHz)	Correct Factor (dB)	Reading Level (dBuV)	Measure Level (dBuV/m)	Margin (dB)	Limit (dBuV/m)	Detector Type	Ant Pos (cm)	Table Pos (deg)
1		3006.000	-1.840	34.080	32.240	-21.730	53.970	AVERAGE	144.000	154.000
2		3754.000	-0.210	30.210	30.000	-23.970	53.970	AVERAGE	164.000	178.000
3	*	5250.000	3.970	30.130	34.100	-19.870	53.970	AVERAGE	151.000	167.000

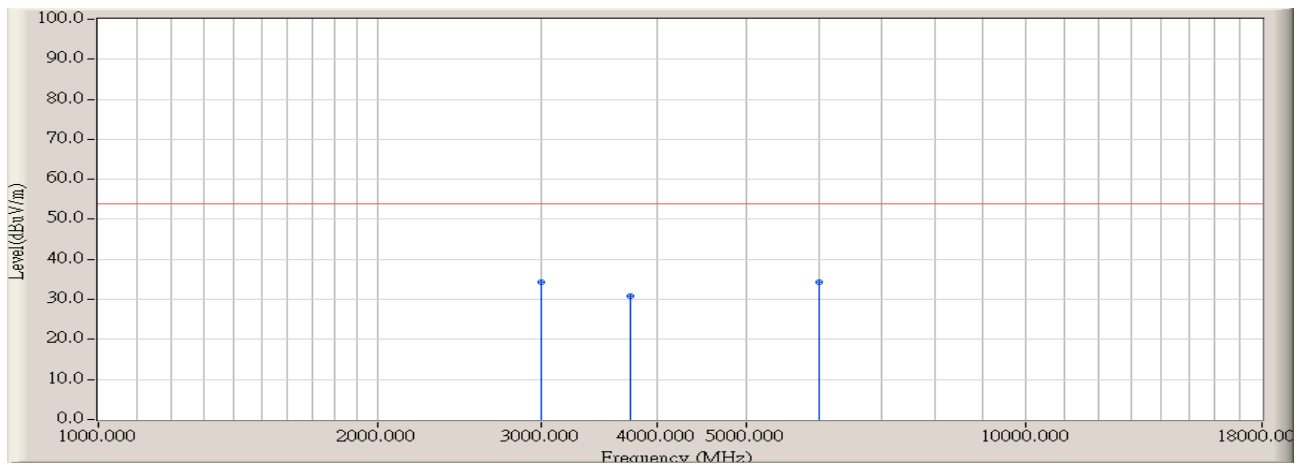
Engineer : Jame	
Site : AC-2 (3m Semi-Anechoic Chamber)	Time : 2008/12/03 - 09:34
Limit : FCC_SpartC_15.209_03M_PK	Margin : 0
EUT : Wireless-B/G/N 26dBm Network Mini PCI Adapter	Probe : BBHA9120D_496(1-18GHz) - VERTICAL
Power : AC 120V/60Hz	Note : Mode 3: Transmit by 802.11n(20MHz) (Chain 2X 110) at channel 2412 MHz



		Frequency (MHz)	Correct Factor (dB)	Reading Level (dBuV)	Measure Level (dBuV/m)	Margin (dB)	Limit (dBuV/m)	Detector Type	Ant Pos (cm)	Table Pos (deg)
1	*	3006.000	-1.840	50.413	48.573	-25.397	73.970	PEAK	144.000	149.000
2		3754.000	-0.210	45.192	44.982	-28.988	73.970	PEAK	150.000	225.000
3		5998.000	5.740	42.626	48.366	-25.604	73.970	PEAK	123.000	145.000

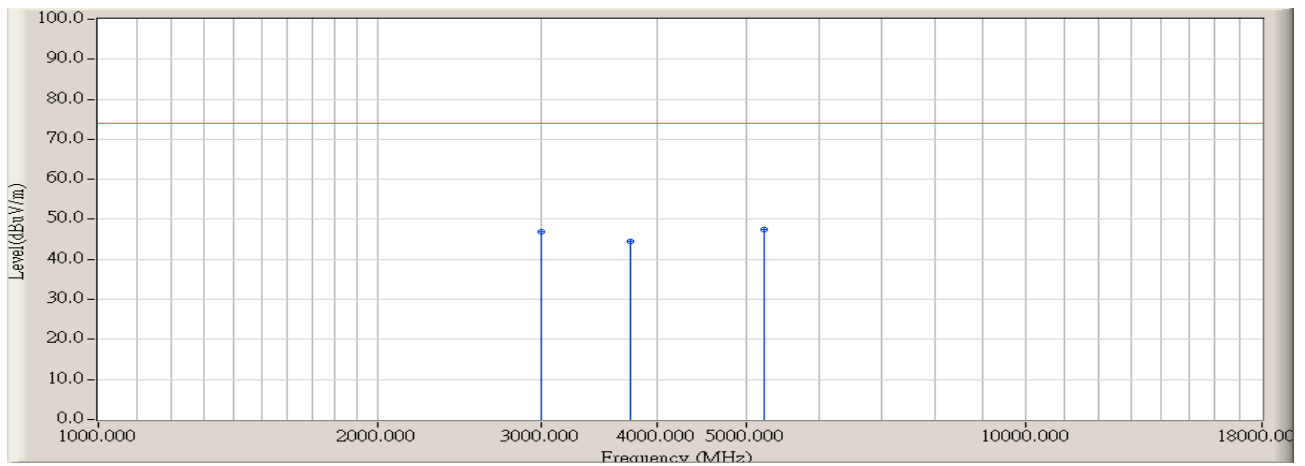


Engineer : Jame	
Site : AC-2 (3m Semi-Anechoic Chamber)	Time : 2008/12/03 - 09:34
Limit : FCC_SpartC_15.209_03M_AV	Margin : 0
EUT : Wireless-B/G/N 26dBm Network Mini PCI Adapter	Probe : BBHA9120D_496(1-18GHz) - VERTICAL
Power : AC 120V/60Hz	Note : Mode 3: Transmit by 802.11n(20MHz) (Chain 2X 110) at channel 2412 MHz



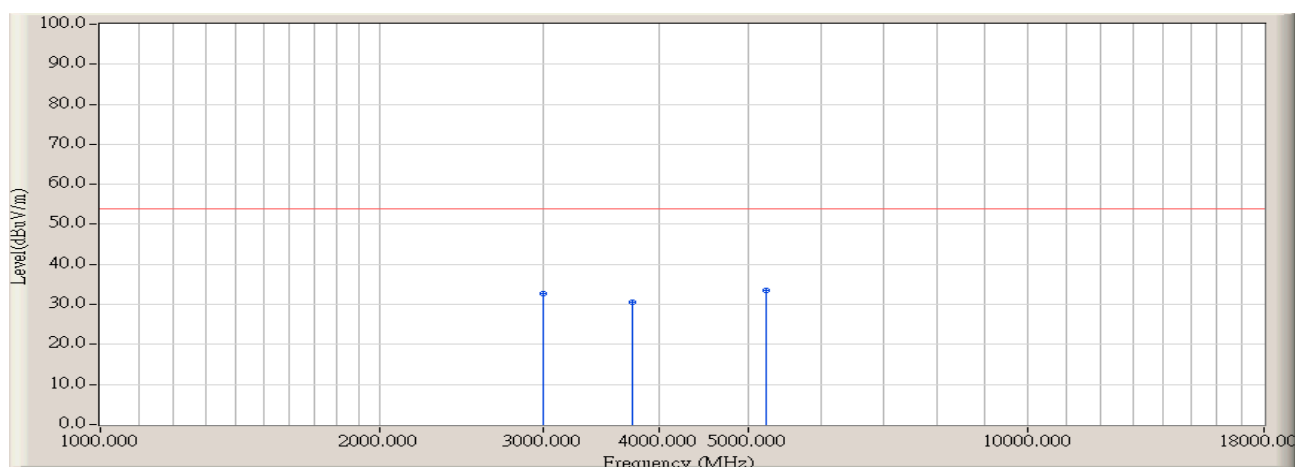
		Frequency (MHz)	Correct Factor (dB)	Reading Level (dBuV)	Measure Level (dBuV/m)	Margin (dB)	Limit (dBuV/m)	Detector Type	Ant Pos (cm)	Table Pos (deg)
1	*	3006.000	-1.840	36.250	34.410	-19.560	53.970	AVERAGE	144.000	149.000
2		3754.000	-0.210	31.	30.900	-23.070	53.970	AVERAGE	150.000	225.000
3		5998.000	5.740	28.540	34.280	-19.690	53.970	AVERAGE	123.000	145.000

Engineer : Jame	
Site : AC-2 (3m Semi-Anechoic Chamber)	Time : 2008/12/03 - 09:35
Limit : FCC_SpartC_15.209_03M_PK	Margin : 0
EUT : Wireless-B/G/N 26dBm Network Mini PCI Adapter	Probe : BBHA9120D_496(1-18GHz) - HORIZONTAL
Power : AC 120V/60Hz	Note : Mode 3: Transmit by 802.11n(20MHz) (Chain 2X 110) at channel 2437 MHz



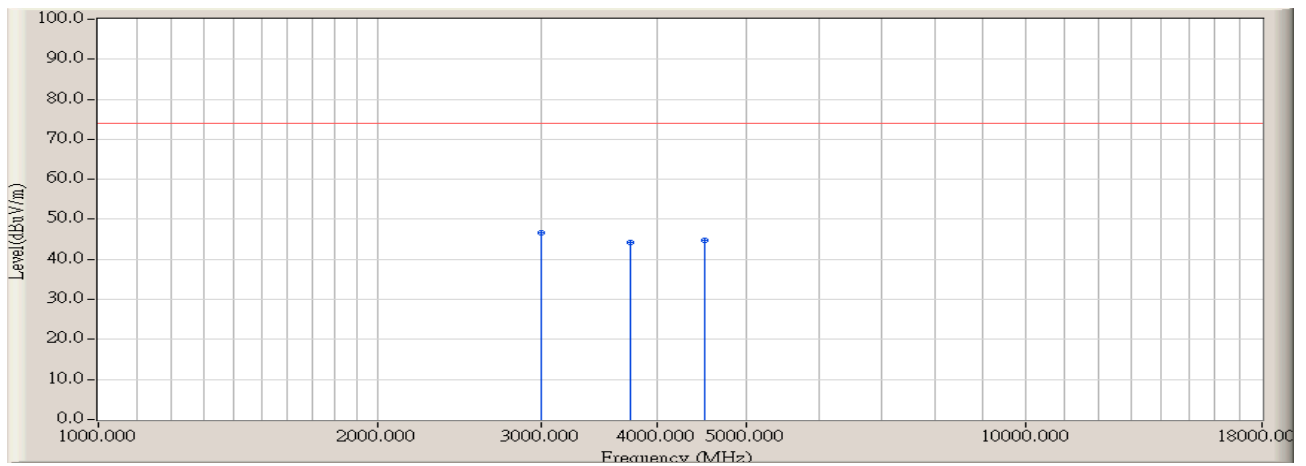
		Frequency (MHz)	Correct Factor (dB)	Reading Level (dBuV)	Measure Level (dBuV/m)	Margin (dB)	Limit (dBuV/m)	Detector Type	Ant Pos (cm)	Table Pos (deg)
1		3006.000	-1.840	48.693	46.853	-27.117	73.970	PEAK	144.000	149.000
2		3754.000	-0.210	44.713	44.503	-29.467	73.970	PEAK	150.000	225.000
3	*	5233.000	4.040	43.421	47.461	-26.509	73.970	PEAK	123.000	145.000

Engineer : Jame	
Site : AC-2 (3m Semi-Anechoic Chamber)	Time : 2008/12/03 - 09:35
Limit : FCC_SpartC_15.209_03M_AV	Margin : 0
EUT : Wireless-B/G/N 26dBm Network Mini PCI Adapter	Probe : BBHA9120D_496(1-18GHz) - HORIZONTAL
Power : AC 120V/60Hz	Note : Mode 3: Transmit by 802.11n(20MHz) (Chain 2X 110) at channel 2437 MHz



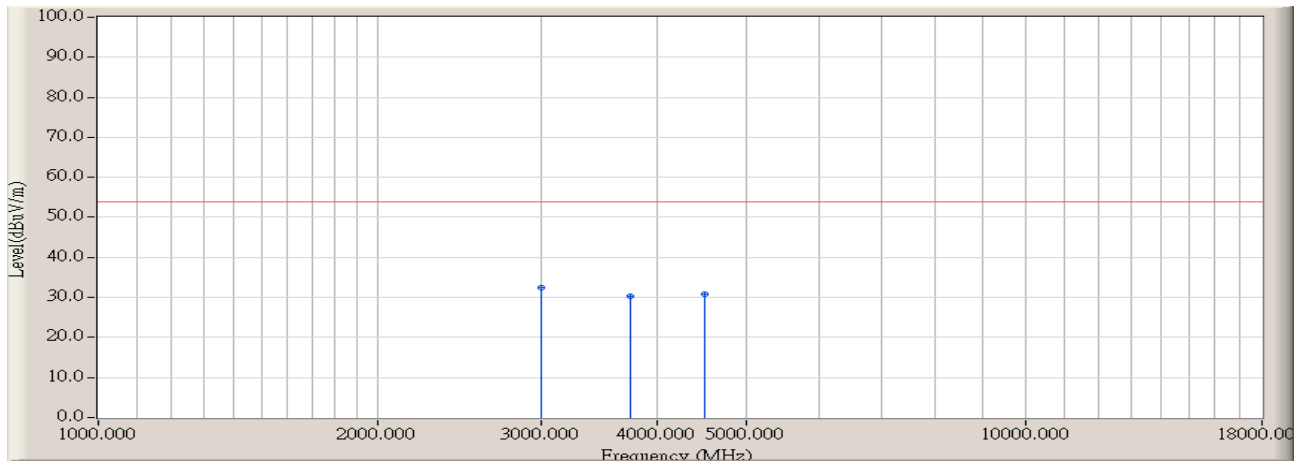
		Frequency (MHz)	Correct Factor (dB)	Reading Level (dBuV)	Measure Level (dBuV/m)	Margin (dB)	Limit (dBuV/m)	Detector Type	Ant Pos (cm)	Table Pos (deg)
1		3006.000	-1.840	34.540	32.700	-21.270	53.970	AVERAGE	144.000	201.000
2		3754.000	-0.210	30.650	30.440	-23.530	53.970	AVERAGE	165.000	114.000
3	*	5233.000	4.040	29.360	33.400	-20.570	53.970	AVERAGE	140.000	182.000

Engineer : Jame	
Site : AC-2 (3m Semi-Anechoic Chamber)	Time : 2008/12/03 - 09:35
Limit : FCC_SpartC_15.209_03M_PK	Margin : 0
EUT : Wireless-B/G/N 26dBm Network Mini PCI Adapter	Probe : BBHA9120D_496(1-18GHz) - VERTICAL
Power : AC 120V/60Hz	Note : Mode 3: Transmit by 802.11n(20MHz) (Chain 2X 110) at channel 2437 MHz



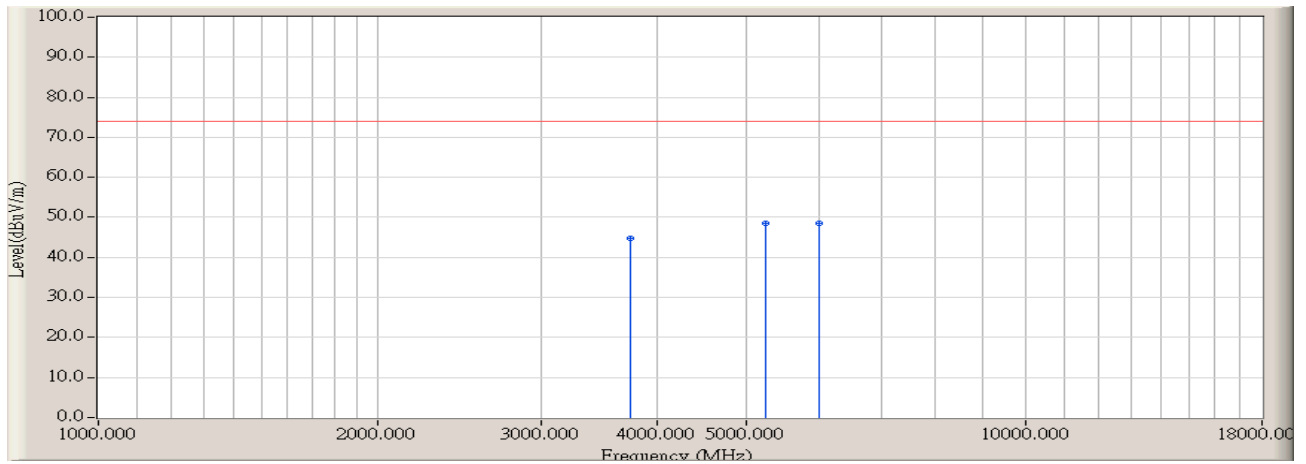
		Frequency (MHz)	Correct Factor (dB)	Reading Level (dBuV)	Measure Level (dBuV/m)	Margin (dB)	Limit (dBuV/m)	Detector Type	Ant Pos (cm)	Table Pos (deg)
1	*	3006.000	-1.840	48.586	46.746	-27.224	73.970	PEAK	150.000	125.600
2		3754.000	-0.210	44.443	44.233	-29.737	73.970	PEAK	145.000	178.600
3		4502.000	2.540	42.337	44.877	-29.093	73.970	PEAK	150.000	145.300

Engineer : Jame	
Site : AC-2 (3m Semi-Anechoic Chamber)	Time : 2008/12/03 - 09:35
Limit : FCC_SpartC_15.209_03M_AV	Margin : 0
EUT : Wireless-B/G/N 26dBm Network Mini PCI Adapter	Probe : BBHA9120D_496(1-18GHz) - VERTICAL
Power : AC 120V/60Hz	Note : Mode 3: Transmit by 802.11n(20MHz) (Chain 2X 110) at channel 2437 MHz



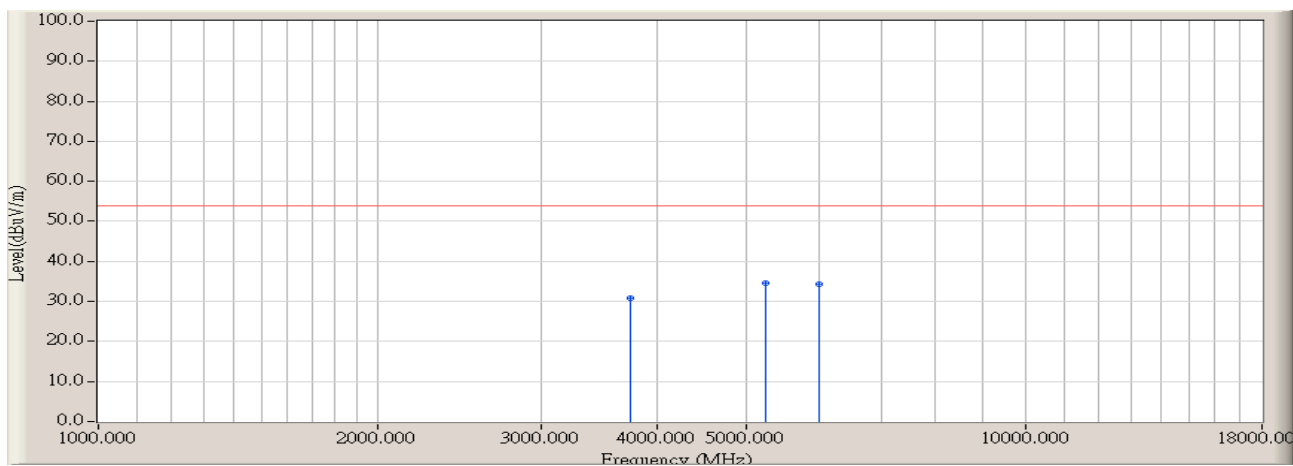
		Frequency (MHz)	Correct Factor (dB)	Reading Level (dBuV)	Measure Level (dBuV/m)	Margin (dB)	Limit (dBuV/m)	Detector Type	Ant Pos (cm)	Table Pos (deg)
1	*	3006.000	-1.840	34.260	32.420	-21.550	53.970	AVERAGE	150.000	125.600
2		3754.000	-0.210	30.420	30.210	-23.760	53.970	AVERAGE	145.000	178.600
3		4502.000	2.540	28.360	30.900	-23.070	53.970	AVERAGE	150.000	145.300

Engineer : Jame	
Site : AC-2 (3m Semi-Anechoic Chamber)	Time : 2008/12/03 - 09:36
Limit : FCC_SpartC_15.209_03M_PK	Margin : 0
EUT : Wireless-B/G/N 26dBm Network Mini PCI Adapter	Probe : BBHA9120D_496(1-18GHz) - HORIZONTAL
Power : AC 120V/60Hz	Note : Mode 3: Transmit by 802.11n(20MHz) (Chain 2X 110) at channel 2462 MHz



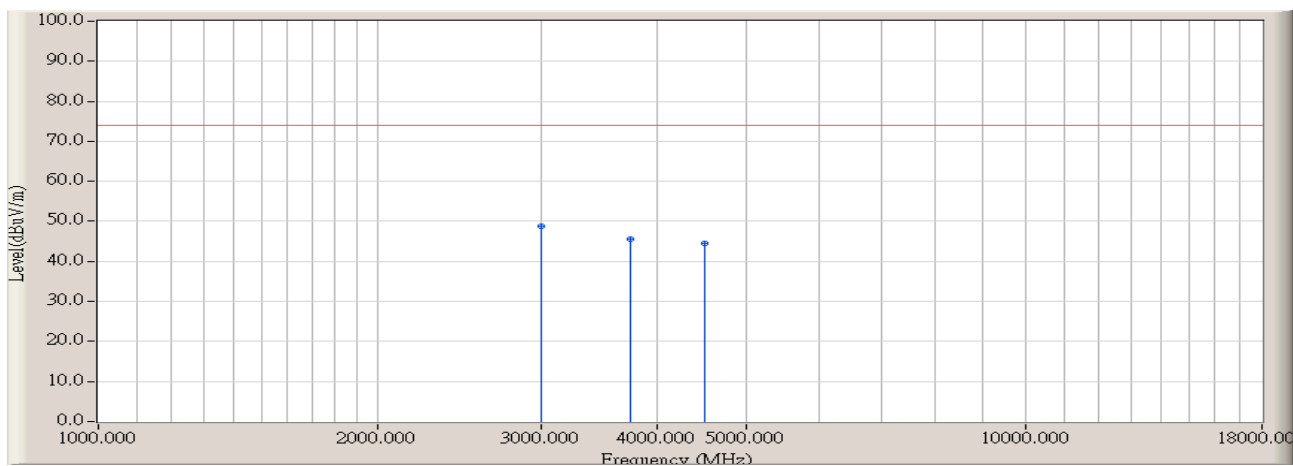
		Frequency (MHz)	Correct Factor (dB)	Reading Level (dBuV)	Measure Level (dBuV/m)	Margin (dB)	Limit (dBuV/m)	Detector Type	Ant Pos (cm)	Table Pos (deg)
1		3754.000	-0.210	45.053	44.843	-29.127	73.970	PEAK	124.000	128.000
2	*	5250.000	3.970	44.642	48.612	-25.358	73.970	PEAK	134.000	78.500
3		5998.000	5.740	42.674	48.414	-25.556	73.970	PEAK	145.000	166.000

Engineer : Jame	
Site : AC-2 (3m Semi-Anechoic Chamber)	Time : 2008/12/03 - 09:36
Limit : FCC_SpartC_15.209_03M_AV	Margin : 0
EUT : Wireless-B/G/N 26dBm Network Mini PCI Adapter	Probe : BBHA9120D_496(1-18GHz) - HORIZONTAL
Power : AC 120V/60Hz	Note : Mode 3: Transmit by 802.11n(20MHz) (Chain 2X 110) at channel 2462 MHz



		Frequency (MHz)	Correct Factor (dB)	Reading Level (dBuV)	Measure Level (dBuV/m)	Margin (dB)	Limit (dBuV/m)	Detector Type	Ant Pos (cm)	Table Pos (deg)
1		3754.000	-0.210	31.020	30.810	-23.160	53.970	AVERAGE	124.000	128.000
2	*	5250.000	3.970	30.540	34.510	-19.460	53.970	AVERAGE	134.000	78.500
3		5998.000	5.740	28.570	34.310	-19.660	53.970	AVERAGE	145.000	166.000

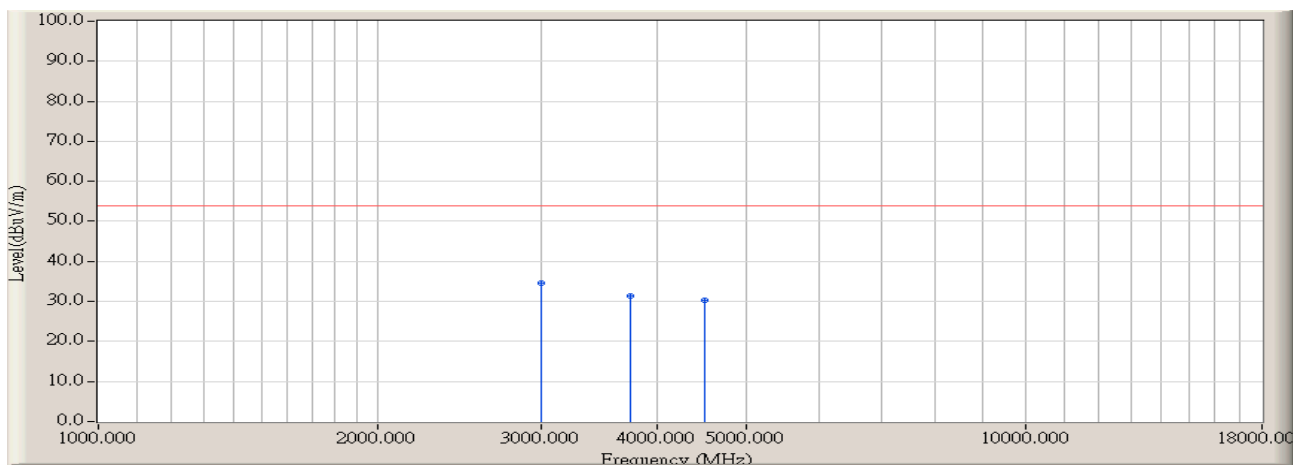
Engineer : Jame	
Site : AC-2 (3m Semi-Anechoic Chamber)	Time : 2008/12/03 - 09:37
Limit : FCC_SpartC_15.209_03M_PK	Margin : 0
EUT : Wireless-B/G/N 26dBm Network Mini PCI Adapter	Probe : BBHA9120D_496(1-18GHz) - VERTICAL
Power : AC 120V/60Hz	Note : Mode 3: Transmit by 802.11n(20MHz) (Chain 2X 110) at channel 2462 MHz



		Frequency (MHz)	Correct Factor (dB)	Reading Level (dBuV)	Measure Level (dBuV/m)	Margin (dB)	Limit (dBuV/m)	Detector Type	Ant Pos (cm)	Table Pos (deg)
1	*	3006.000	-1.840	50.527	48.687	-25.283	73.970	PEAK	124.000	256.000
2		3754.000	-0.210	45.733	45.523	-28.447	73.970	PEAK	150.000	124.000
3		4502.000	2.540	41.853	44.393	-29.577	73.970	PEAK	134.000	125.000

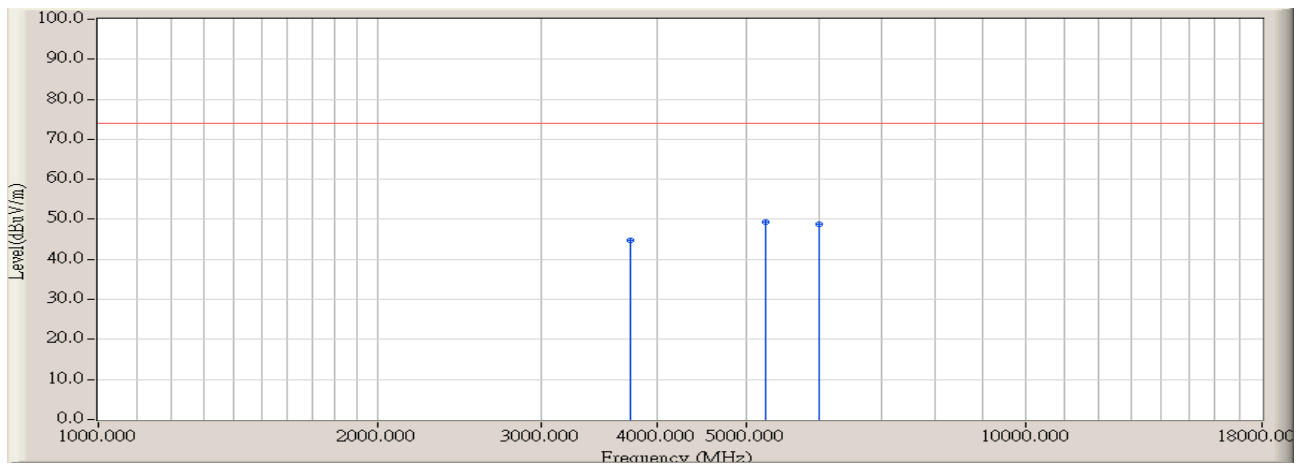


Engineer : Jame	
Site : AC-2 (3m Semi-Anechoic Chamber)	Time : 2008/12/03 - 09:37
Limit : FCC_SpartC_15.209_03M_AV	Margin : 0
EUT : Wireless-B/G/N 26dBm Network Mini PCI Adapter	Probe : BBHA9120D_496(1-18GHz) - VERTICAL
Power : AC 120V/60Hz	Note : Mode 3: Transmit by 802.11n(20MHz) (Chain 2X 110) at channel 2462 MHz



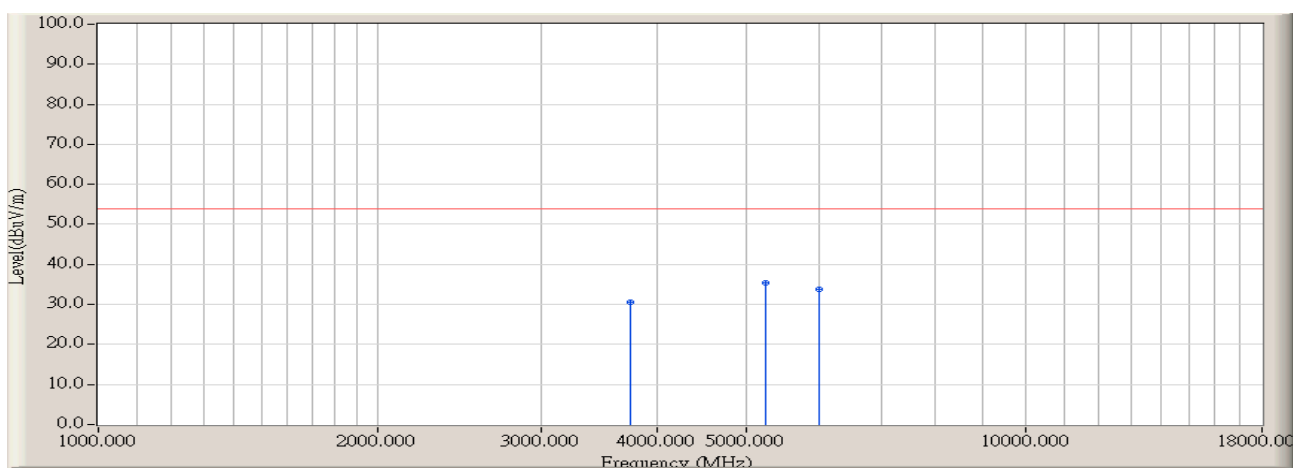
		Frequency (MHz)	Correct Factor (dB)	Reading Level (dBuV)	Measure Level (dBuV/m)	Margin (dB)	Limit (dBuV/m)	Detector Type	Ant Pos (cm)	Table Pos (deg)
1	*	3006.000	-1.840	36.450	34.610	-19.360	53.970	AVERAGE	124.000	256.000
2		3754.000	-0.210	31.580	31.370	-22.600	53.970	AVERAGE	150.000	124.000
3		4502.000	2.540	27.680	30.220	-23.750	53.970	AVERAGE	134.000	125.000

Engineer : Jame	
Site : AC-2 (3m Semi-Anechoic Chamber)	Time : 2008/12/03 - 09:37
Limit : FCC_SpartC_15.209_03M_PK	Margin : 0
EUT : Wireless-B/G/N 26dBm Network Mini PCI Adapter	Probe : BBHA9120D_496(1-18GHz) - HORIZONTAL
Power : AC 120V/60Hz	Note : Mode 4: Transmit by 802.11n(40MHz) (Chain 2X 110) at channel 2422 MHz



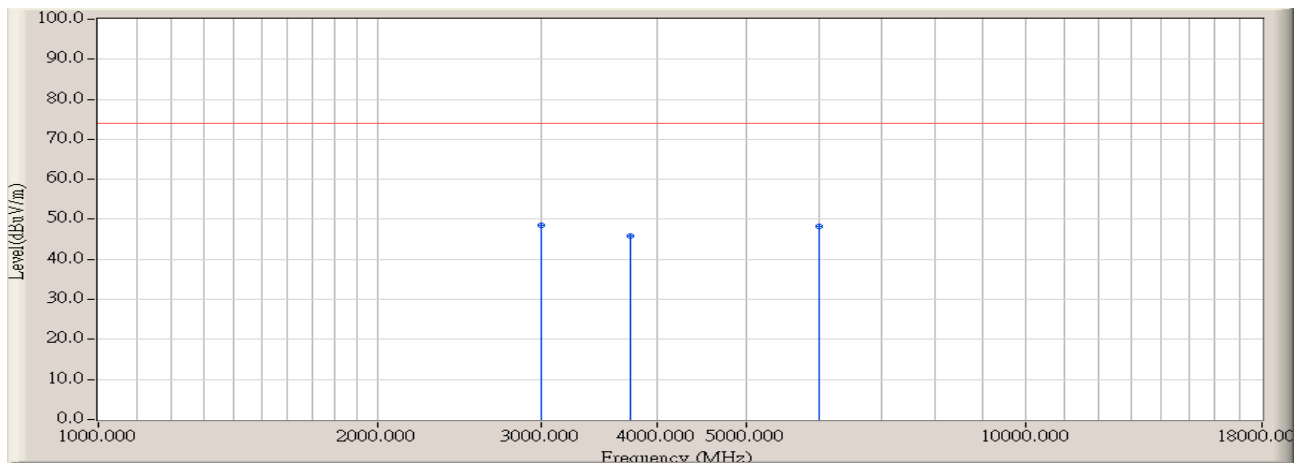
		Frequency (MHz)	Correct Factor (dB)	Reading Level (dBuV)	Measure Level (dBuV/m)	Margin (dB)	Limit (dBuV/m)	Detector Type	Ant Pos (cm)	Table Pos (deg)
1		3754.000	-0.210	44.998	44.788	-29.182	73.970	PEAK	143.000	345.000
2	*	5250.000	3.970	45.457	49.427	-24.543	73.970	PEAK	125.000	24.500
3		5998.000	5.740	43.015	48.755	-25.215	73.970	PEAK	150.000	124.000

Engineer : Jame	
Site : AC-2 (3m Semi-Anechoic Chamber)	Time : 2008/12/03 - 09:37
Limit : FCC_SpartC_15.209_03M_AV	Margin : 0
EUT : Wireless-B/G/N 26dBm Network Mini PCI Adapter	Probe : BBHA9120D_496(1-18GHz) - HORIZONTAL
Power : AC 120V/60Hz	Note : Mode 4: Transmit by 802.11n(40MHz) (Chain 2X 110) at channel 2422 MHz



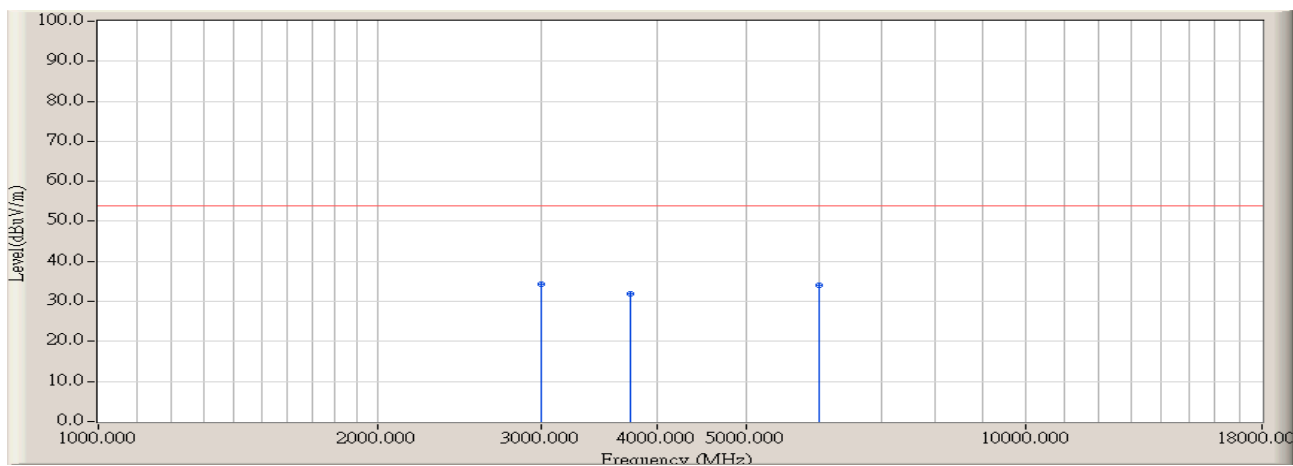
		Frequency (MHz)	Correct Factor (dB)	Reading Level (dBuV)	Measure Level (dBuV/m)	Margin (dB)	Limit (dBuV/m)	Detector Type	Ant Pos (cm)	Table Pos (deg)
1		3754.000	-0.210	30.880	30.670	-23.300	53.970	AVERAGE	143.000	345.000
2	*	5250.000	3.970	31.360	35.330	-18.640	53.970	AVERAGE	125.000	24.500
3		5998.000	5.740	28.060	33.800	-20.170	53.970	AVERAGE	150.000	124.000

Engineer : Jame	
Site : AC-2 (3m Semi-Anechoic Chamber)	Time : 2008/12/03 - 09:38
Limit : FCC_SpartC_15.209_03M_PK	Margin : 0
EUT : Wireless-B/G/N 26dBm Network Mini PCI Adapter	Probe : BBHA9120D_496(1-18GHz) - VERTICAL
Power : AC 120V/60Hz	Note : Mode 4: Transmit by 802.11n(40MHz) (Chain 2X 110) at channel 2422 MHz



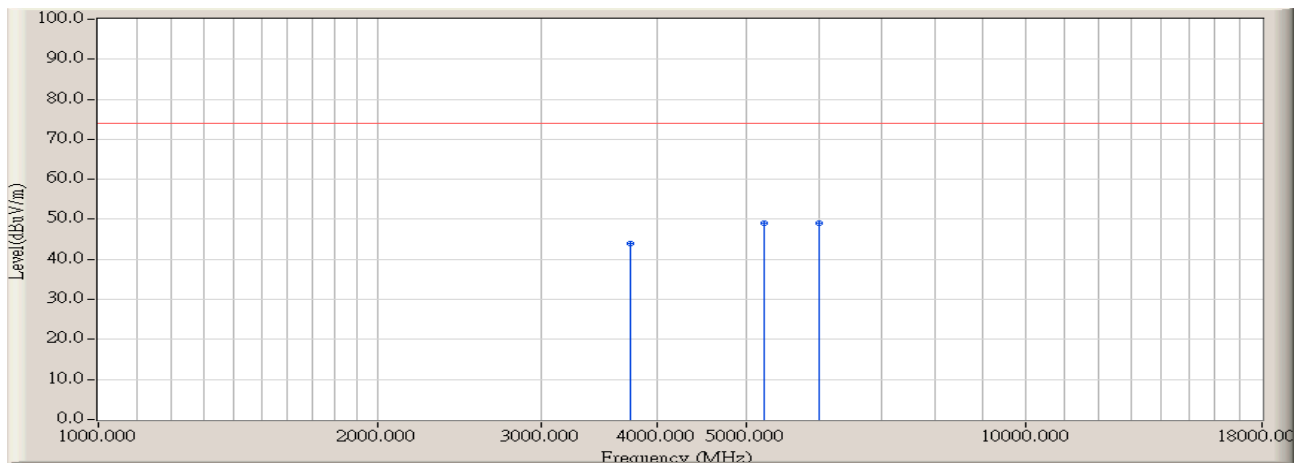
		Frequency (MHz)	Correct Factor (dB)	Reading Level (dBuV)	Measure Level (dBuV/m)	Margin (dB)	Limit (dBuV/m)	Detector Type	Ant Pos (cm)	Table Pos (deg)
1	*	3006.000	-1.840	50.340	48.500	-25.470	73.970	PEAK	144.000	124.000
2		3754.000	-0.210	46.166	45.956	-28.014	73.970	PEAK	144.000	148.000
3		5998.000	5.740	42.637	48.377	-25.593	73.970	PEAK	166.000	25.000

Engineer : Jame	
Site : AC-2 (3m Semi-Anechoic Chamber)	Time : 2008/12/03 - 09:38
Limit : FCC_SpartC_15.209_03M_AV	Margin : 0
EUT : Wireless-B/G/N 26dBm Network Mini PCI Adapter	Probe : BBHA9120D_496(1-18GHz) - VERTICAL
Power : AC 120V/60Hz	Note : Mode 4: Transmit by 802.11n(40MHz) (Chain 2X 110) at channel 2422 MHz



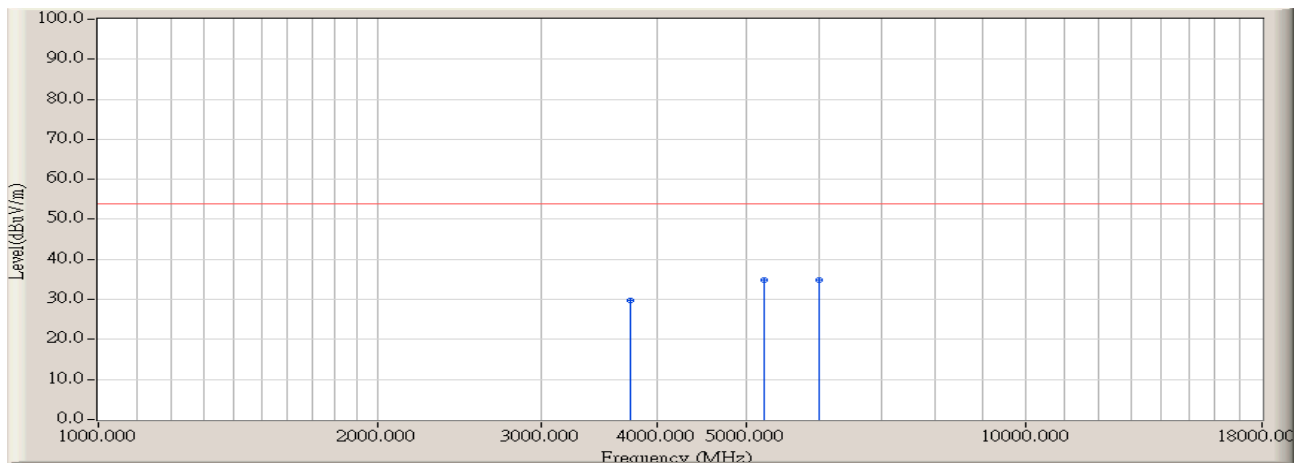
		Frequency (MHz)	Correct Factor (dB)	Reading Level (dBuV)	Measure Level (dBuV/m)	Margin (dB)	Limit (dBuV/m)	Detector Type	Ant Pos (cm)	Table Pos (deg)
1	*	3006.000	-1.840	36.250	34.410	-19.560	53.970	AVERAGE	144.000	124.000
2		3754.000	-0.210	32.070	31.860	-22.	53.970	AVERAGE	144.000	148.000
3		5998.000	5.740	28.360	34.100	-19.870	53.970	AVERAGE	166.000	25.000

Engineer : Jame	
Site : AC-2 (3m Semi-Anechoic Chamber)	Time : 2008/12/03 - 09:38
Limit : FCC_SpartC_15.209_03M_PK	Margin : 0
EUT : Wireless-B/G/N 26dBm Network Mini PCI Adapter	Probe : BBHA9120D_496(1-18GHz) - HORIZONTAL
Power : AC 120V/60Hz	Note : Mode 4: Transmit by 802.11n(40MHz) (Chain 2X 110) at channel 2437 MHz



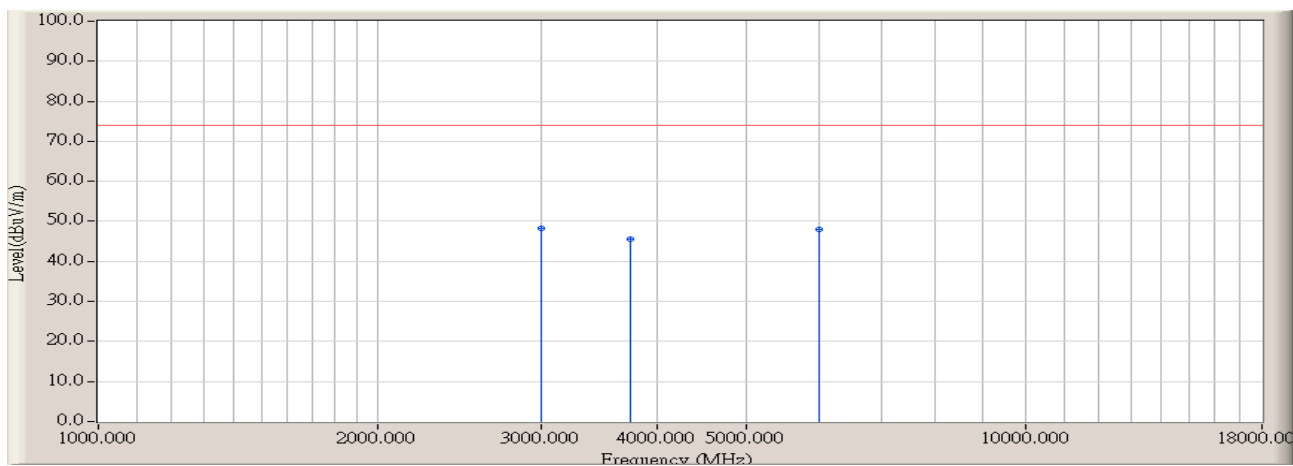
		Frequency (MHz)	Correct Factor (dB)	Reading Level (dBuV)	Measure Level (dBuV/m)	Margin (dB)	Limit (dBuV/m)	Detector Type	Ant Pos (cm)	Table Pos (deg)
1		3754.000	-0.210	44.059	43.849	-30.121	73.970	PEAK	153.000	45.600
2		5233.000	4.040	44.905	48.945	-25.025	73.970	PEAK	150.000	148.000
3	*	5998.000	5.740	43.212	48.952	-25.018	73.970	PEAK	162.000	12.300

Engineer : Jame	
Site : AC-2 (3m Semi-Anechoic Chamber)	Time : 2008/12/03 - 09:38
Limit : FCC_SpartC_15.209_03M_AV	Margin : 0
EUT : Wireless-B/G/N 26dBm Network Mini PCI Adapter	Probe : BBHA9120D_496(1-18GHz) - HORIZONTAL
Power : AC 120V/60Hz	Note : Mode 4: Transmit by 802.11n(40MHz) (Chain 2X 110) at channel 2437 MHz



		Frequency (MHz)	Correct Factor (dB)	Reading Level (dBuV)	Measure Level (dBuV/m)	Margin (dB)	Limit (dBuV/m)	Detector Type	Ant Pos (cm)	Table Pos (deg)
1		3754.000	-0.210	30.010	29.800	-24.170	53.970	AVERAGE	153.000	45.600
2		5233.000	4.040	30.870	34.910	-19.060	53.970	AVERAGE	150.000	148.000
3	*	5998.000	5.740	29.200	34.940	-19.030	53.970	AVERAGE	162.000	12.300

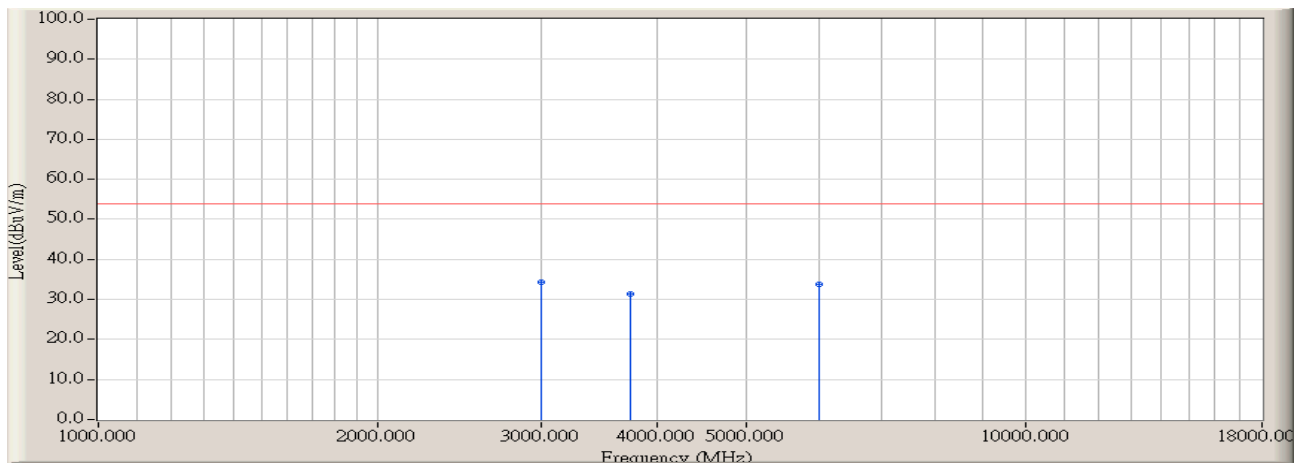
Engineer : Jame	
Site : AC-2 (3m Semi-Anechoic Chamber)	Time : 2008/12/03 - 09:39
Limit : FCC_SpartC_15.209_03M_PK	Margin : 0
EUT : Wireless-B/G/N 26dBm Network Mini PCI Adapter	Probe : BBHA9120D_496(1-18GHz) - VERTICAL
Power : AC 120V/60Hz	Note : Mode 4: Transmit by 802.11n(40MHz) (Chain 2X 110) at channel 2437 MHz



		Frequency (MHz)	Correct Factor (dB)	Reading Level (dBuV)	Measure Level (dBuV/m)	Margin (dB)	Limit (dBuV/m)	Detector Type	Ant Pos (cm)	Table Pos (deg)
1	*	3006.000	-1.840	50.151	48.311	-25.659	73.970	PEAK	150.000	36.000
2		3754.000	-0.210	45.686	45.476	-28.494	73.970	PEAK	146.000	157.000
3		5998.000	5.740	42.175	47.915	-26.055	73.970	PEAK	146.000	155.000

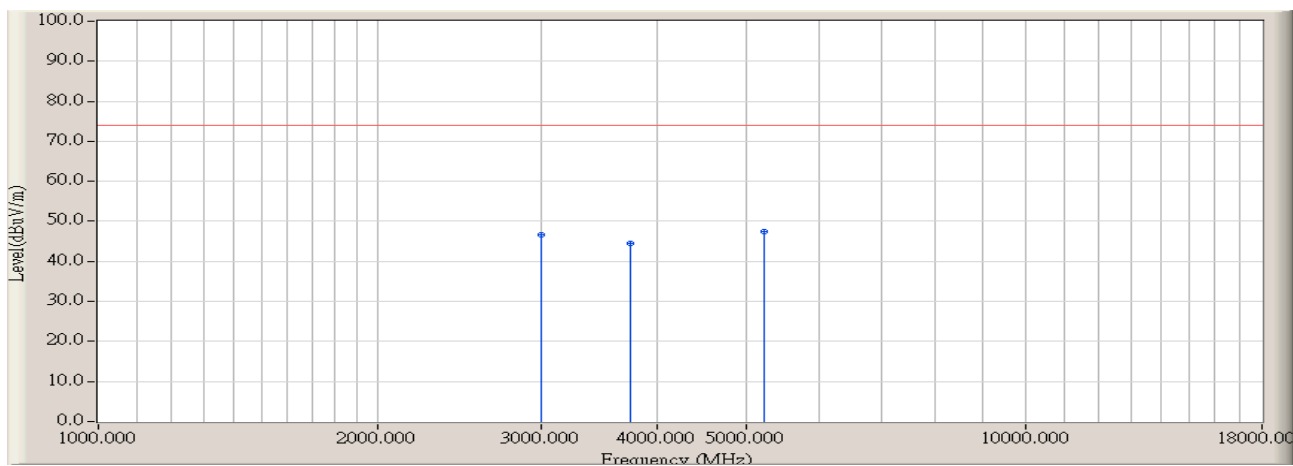


Engineer : Jame	
Site : AC-2 (3m Semi-Anechoic Chamber)	Time : 2008/12/03 - 09:39
Limit : FCC_SpartC_15.209_03M_AV	Margin : 0
EUT : Wireless-B/G/N 26dBm Network Mini PCI Adapter	Probe : BBHA9120D_496(1-18GHz) - VERTICAL
Power : AC 120V/60Hz	Note : Mode 4: Transmit by 802.11n(40MHz) (Chain 2X 110) at channel 2437 MHz



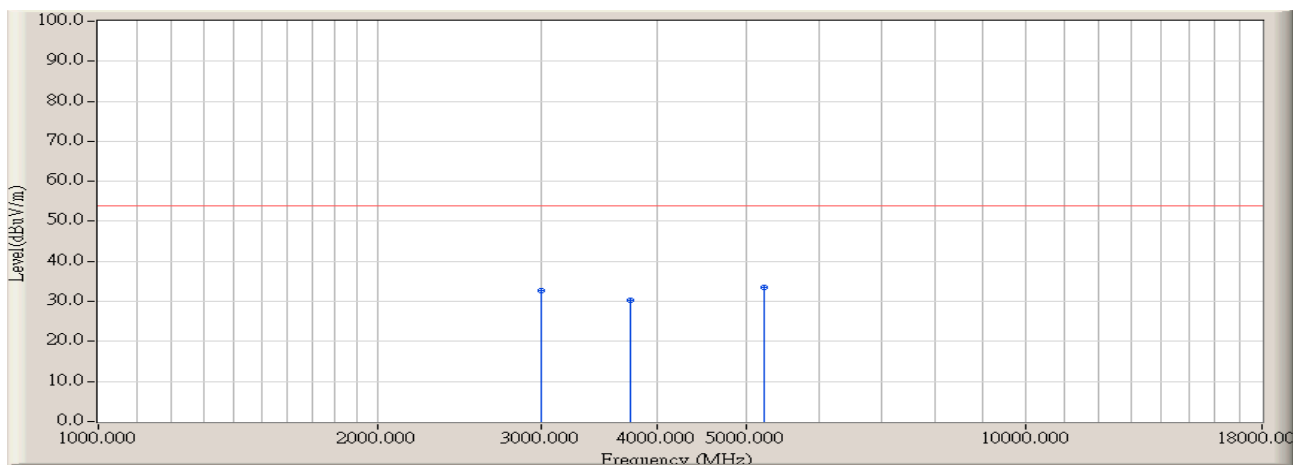
		Frequency (MHz)	Correct Factor (dB)	Reading Level (dBuV)	Measure Level (dBuV/m)	Margin (dB)	Limit (dBuV/m)	Detector Type	Ant Pos (cm)	Table Pos (deg)
1	*	3006.000	-1.840	36.	34.270	-19.700	53.970	AVERAGE	150.000	36.000
2		3754.000	-0.210	31.560	31.350	-22.620	53.970	AVERAGE	146.000	157.000
3		5998.000	5.740	28.140	33.880	-20.090	53.970	AVERAGE	146.000	155.000

Engineer : Jame	
Site : AC-2 (3m Semi-Anechoic Chamber)	Time : 2008/12/03 - 09:40
Limit : FCC_SpartC_15.209_03M_PK	Margin : 0
EUT : Wireless-B/G/N 26dBm Network Mini PCI Adapter	Probe : BBHA9120D_496(1-18GHz) - HORIZONTAL
Power : AC 120V/60Hz	Note : Mode 4: Transmit by 802.11n(40MHz) (Chain 2X 110) at channel 2452 MHz



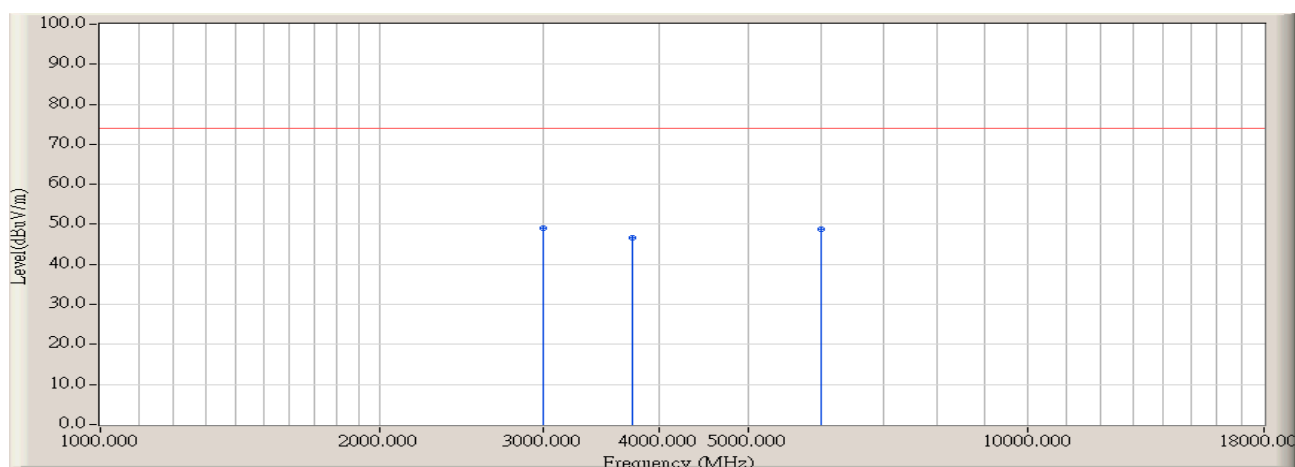
		Frequency (MHz)	Correct Factor (dB)	Reading Level (dBuV)	Measure Level (dBuV/m)	Margin (dB)	Limit (dBuV/m)	Detector Type	Ant Pos (cm)	Table Pos (deg)
1		3006.000	-1.840	48.449	46.609	-27.361	73.970	PEAK	144.000	154.000
2		3754.000	-0.210	44.709	44.499	-29.471	73.970	PEAK	164.000	178.000
3	*	5233.000	4.040	43.476	47.516	-26.454	73.970	PEAK	151.000	167.000

Engineer : Jame	
Site : AC-2 (3m Semi-Anechoic Chamber)	Time : 2008/12/03 - 09:40
Limit : FCC_SpartC_15.209_03M_AV	Margin : 0
EUT : Wireless-B/G/N 26dBm Network Mini PCI Adapter	Probe : BBHA9120D_496(1-18GHz) - HORIZONTAL
Power : AC 120V/60Hz	Note : Mode 4: Transmit by 802.11n(40MHz) (Chain 2X 110) at channel 2452 MHz



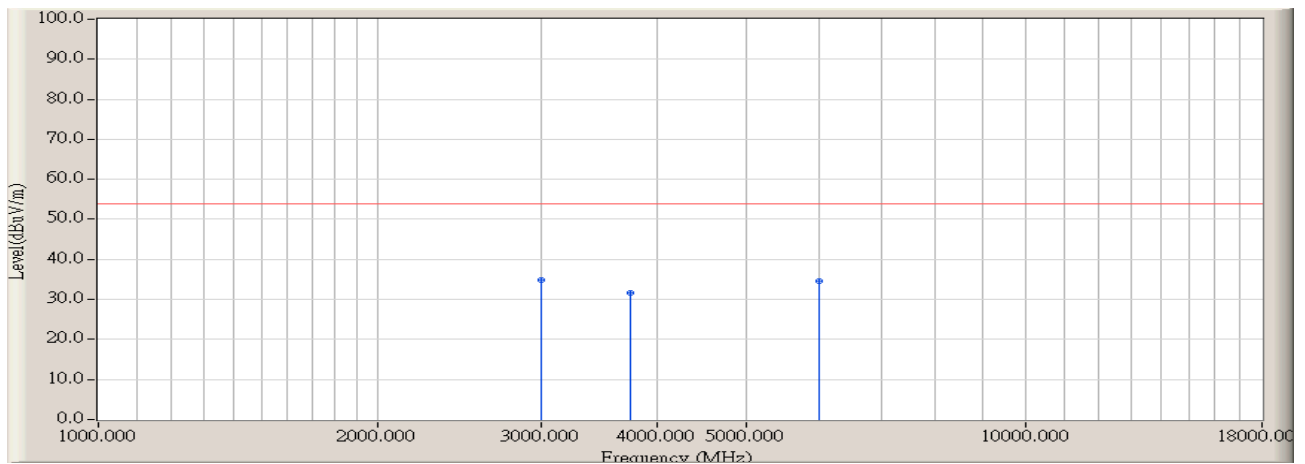
		Frequency (MHz)	Correct Factor (dB)	Reading Level (dBuV)	Measure Level (dBuV/m)	Margin (dB)	Limit (dBuV/m)	Detector Type	Ant Pos (cm)	Table Pos (deg)
1		3006.000	-1.840	34.540	32.700	-21.270	53.970	AVERAGE	144.000	154.000
2		3754.000	-0.210	30.580	30.370	-23.600	53.970	AVERAGE	164.000	178.000
3	*	5233.000	4.040	29.360	33.400	-20.570	53.970	AVERAGE	151.000	167.000

Engineer : Jame	
Site : AC-2 (3m Semi-Anechoic Chamber)	Time : 2008/12/03 - 09:40
Limit : FCC_SpartC_15.209_03M_PK	Margin : 0
EUT : Wireless-B/G/N 26dBm Network Mini PCI Adapter	Probe : BBHA9120D_496(1-18GHz) - VERTICAL
Power : AC 120V/60Hz	Note : Mode 4: Transmit by 802.11n(40MHz) (Chain 2X 110) at channel 2452 MHz



		Frequency (MHz)	Correct Factor (dB)	Reading Level (dBuV)	Measure Level (dBuV/m)	Margin (dB)	Limit (dBuV/m)	Detector Type	Ant Pos (cm)	Table Pos (deg)
1	*	3006.000	-1.840	50.792	48.952	-25.018	73.970	PEAK	144.000	149.000
2		3754.000	-0.210	46.763	46.553	-27.417	73.970	PEAK	150.000	225.000
3		5998.000	5.740	43.044	48.784	-25.186	73.970	PEAK	123.000	145.000


Engineer : Jame	
Site : AC-2 (3m Semi-Anechoic Chamber)	Time : 2008/12/03 - 09:40
Limit : FCC_SpartC_15.209_03M_AV	Margin : 0
EUT : Wireless-B/G/N 26dBm Network Mini PCI Adapter	Probe : BBHA9120D_496(1-18GHz) - VERTICAL
Power : AC 120V/60Hz	Note : Mode 4: Transmit by 802.11n(40MHz) (Chain 2X 110) at channel 2452 MHz




		Frequency (MHz)	Correct Factor (dB)	Reading Level (dBuV)	Measure Level (dBuV/m)	Margin (dB)	Limit (dBuV/m)	Detector Type	Ant Pos (cm)	Table Pos (deg)
1	*	3006.000	-1.840	36.750	34.910	-19.060	53.970	AVERAGE	144.000	149.000
2		3754.000	-0.210	31.850	31.640	-22.330	53.970	AVERAGE	150.000	225.000
3		5998.000	5.740	28.750	34.490	-19.480	53.970	AVERAGE	123.000	145.000

#### 4.7. Test Photograph

Description : Front View of Radiated Emission Test Setup for Under 1GHz




Description : Back View of Radiated Emission Test Setup for Under 1GHz



Description : Front View of Radiated Emission Test Setup for Above 1GHz



Description : Back View of Radiated Emission Test Setup for Above 1GHz



## 5. RF Antenna Conducted Spurious

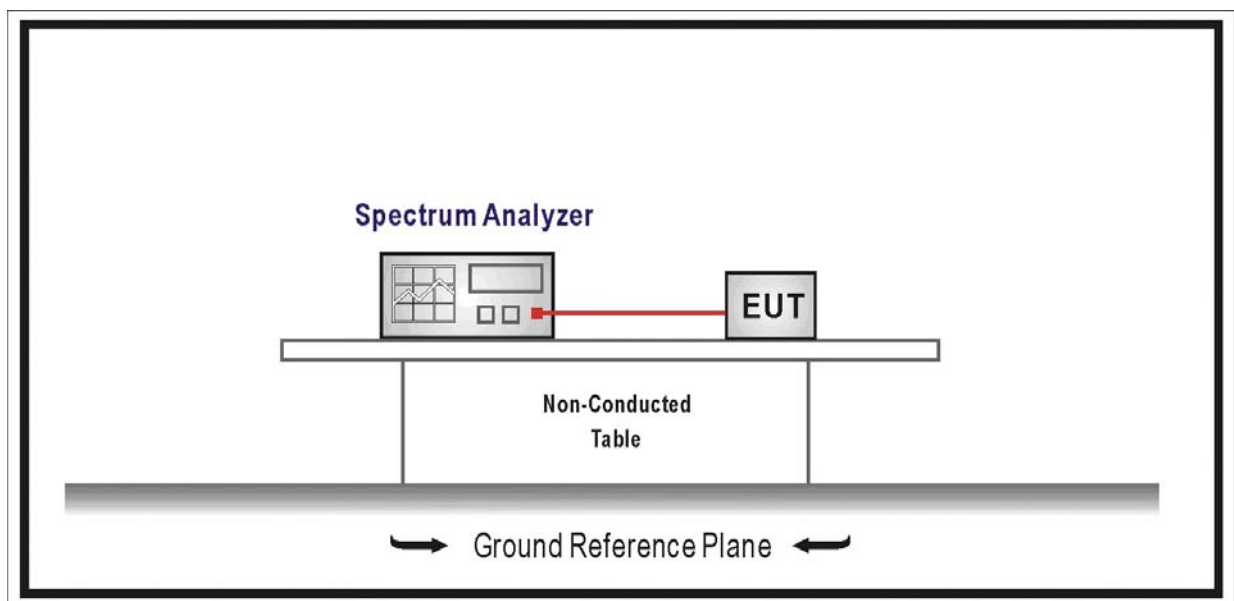
### 5.1. Test Equipment

RF Antenna Conducted Spurious / AC-4

Instrument	Manufacturer	Type No.	Serial No.	Cal. Date
Spectrum Analyzer	Agilent	E4446A	MY45300103	2008/06/11
Coaxial Cable	Huber+Suhner	AC4-RF	09	2008/11/24
Temperature/Humidity Meter	zhicheng	ZC1-2	QT-TH007	2008/03/09

Note: All equipments are calibrated with traceable calibrations. Each calibration is traceable to the national or international standards.

### 5.2. Test Setup



### 5.3. Limit

In any 100 kHz bandwidth outside the frequency band in which the spread spectrum intentional radiator is operating, the radio frequency power that is produced by the intentional radiator shall be at least 20 dB below that in the 100 kHz bandwidth within the band that contains the highest level of the desired power, based on either an RF conducted or a radiated measurement.



#### **5.4. Test Procedure**

The EUT was tested according to DTS test procedure of Oct 2002 KDB558074 for compliance to FCC 47CFR 15.247 requirements.

Set RBW = 100 kHz, Set VBW > RBW, scan up through 10th harmonic.

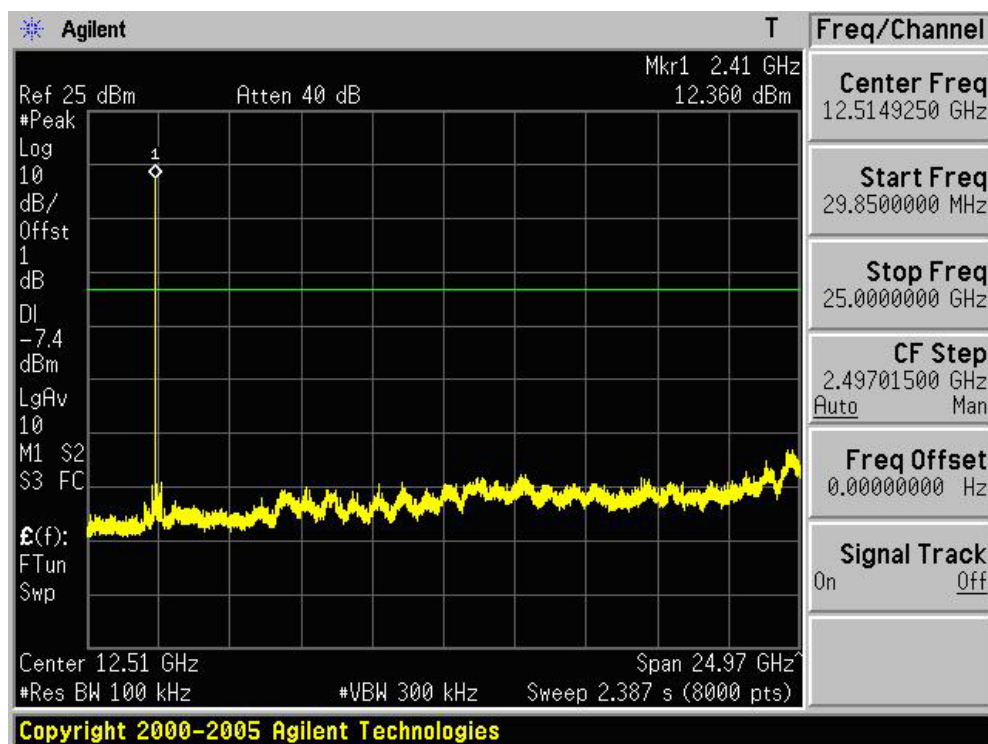
#### **5.5. Uncertainty**

The measurement uncertainty is defined as  $\pm 1.27$  dB

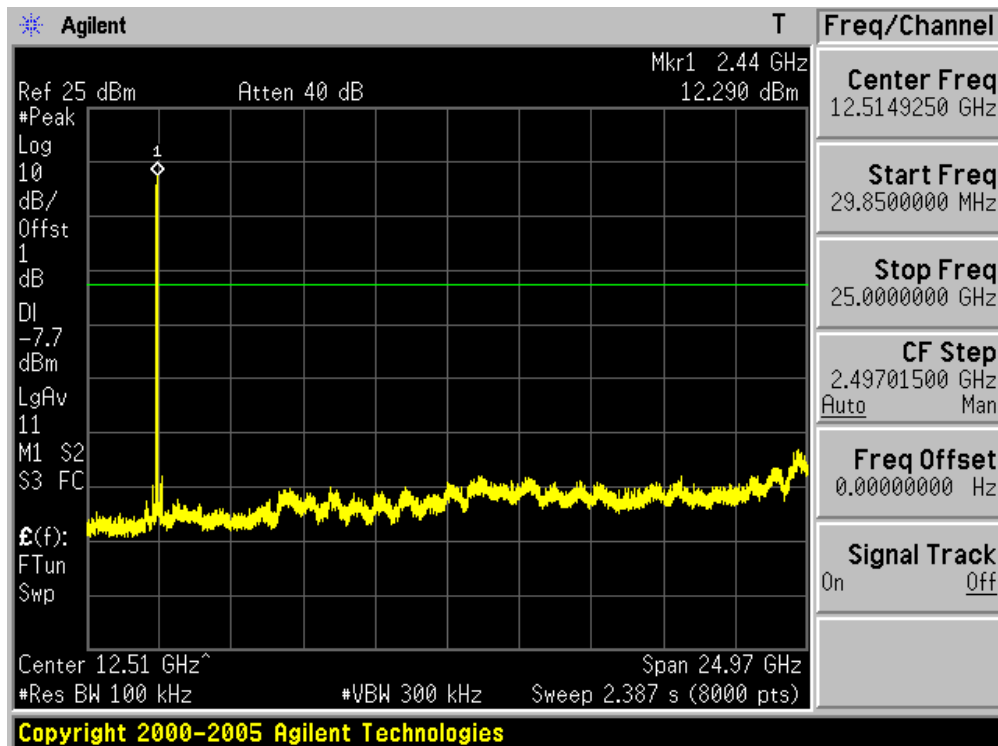
## 5.6. Test Result

Product	:	WIRELESS-B/G/N 26DBM NETWORK MINI PCI ADAPTER
Test Item	:	RF Antenna Conducted Spurious
Test Site	:	AC-4
Test Mode	:	Mode 1: Transmit by 802.11b (Chain 1X 010)

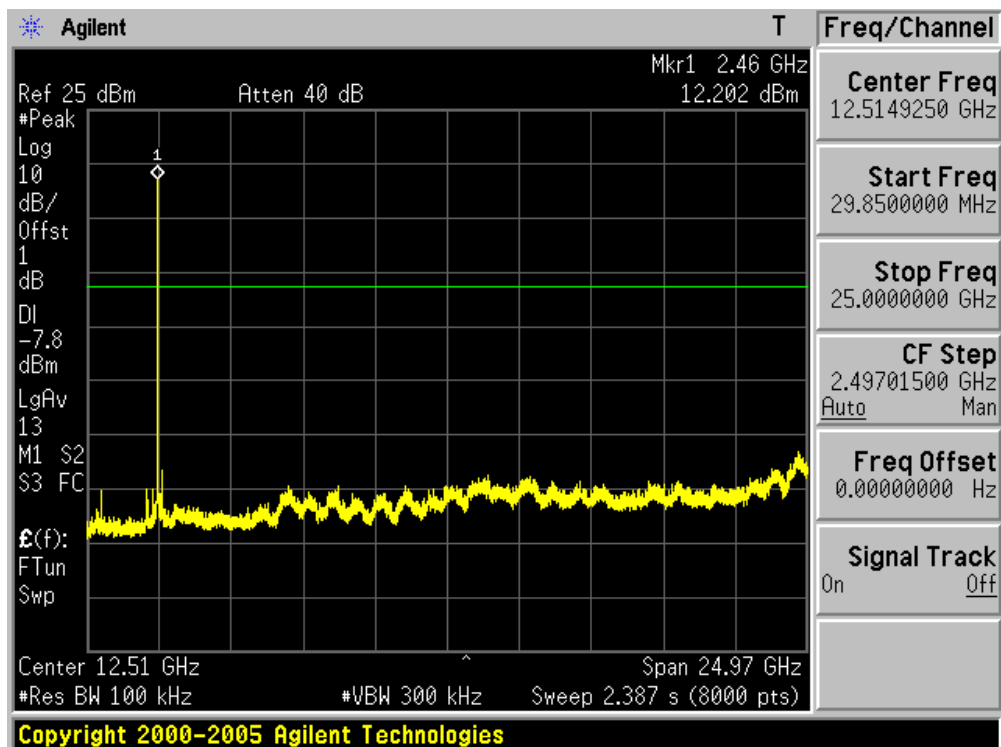
Channel 01 (2412MHz)



### Channel 06 (2437MHz)

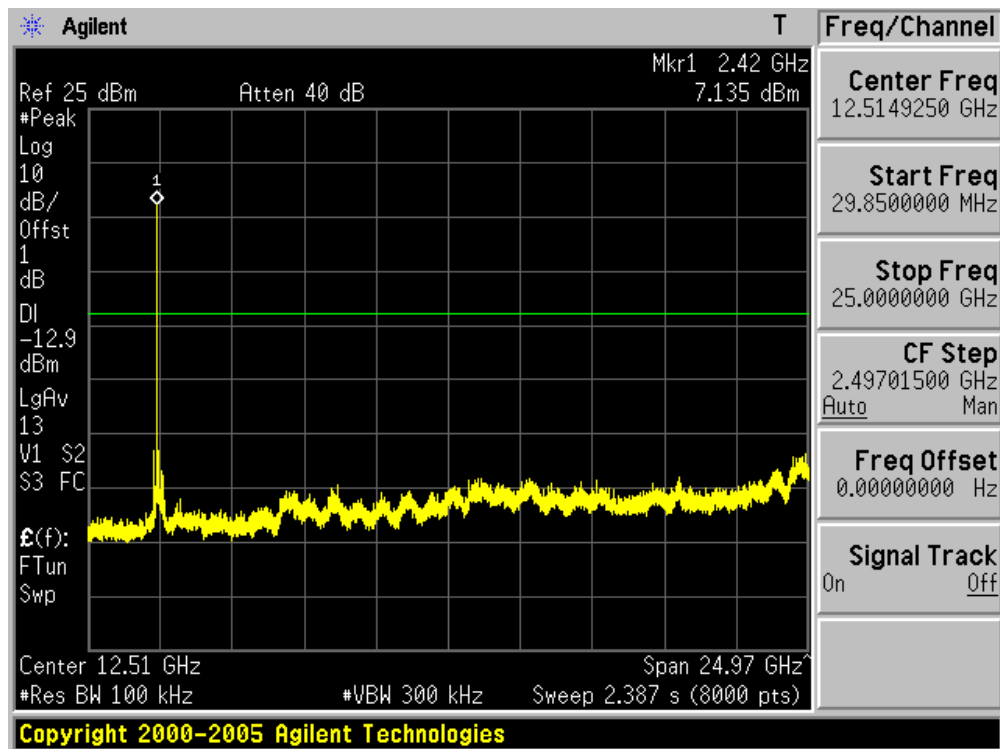


### Channel 11 (2462MHz)

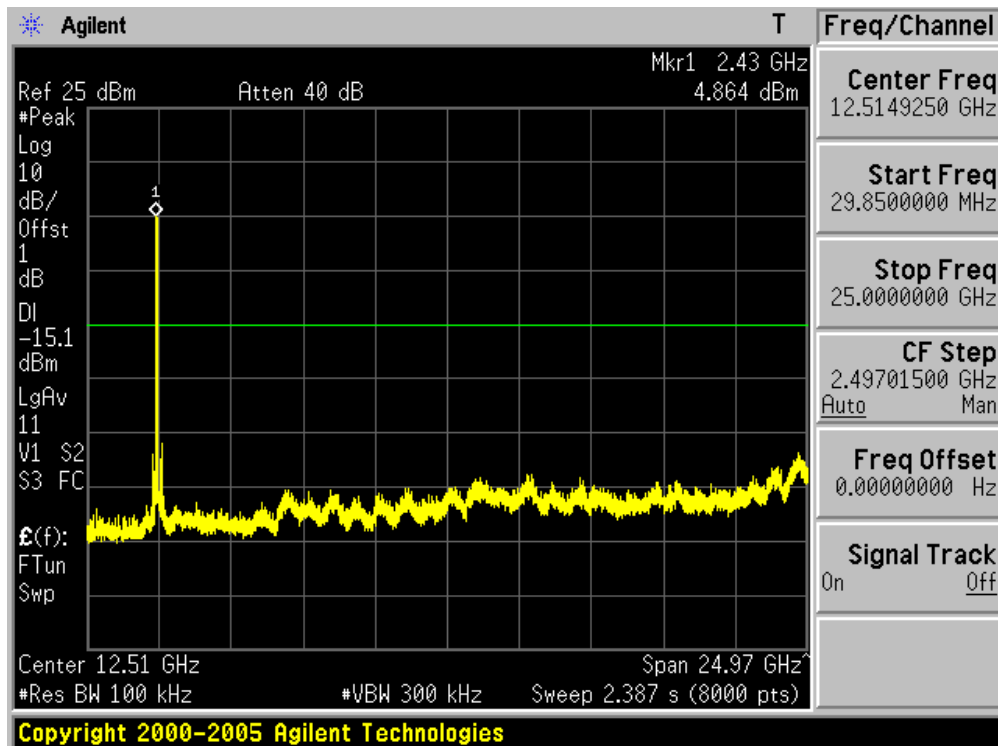


Product	:	WIRELESS-B/G/N 26DBM NETWORK MINI PCI ADAPTER
Test Item	:	RF Antenna Conducted Spurious
Test Site	:	AC-4
Test Mode	:	Mode 2: Transmit by 802.11g (Chain 1X 010)

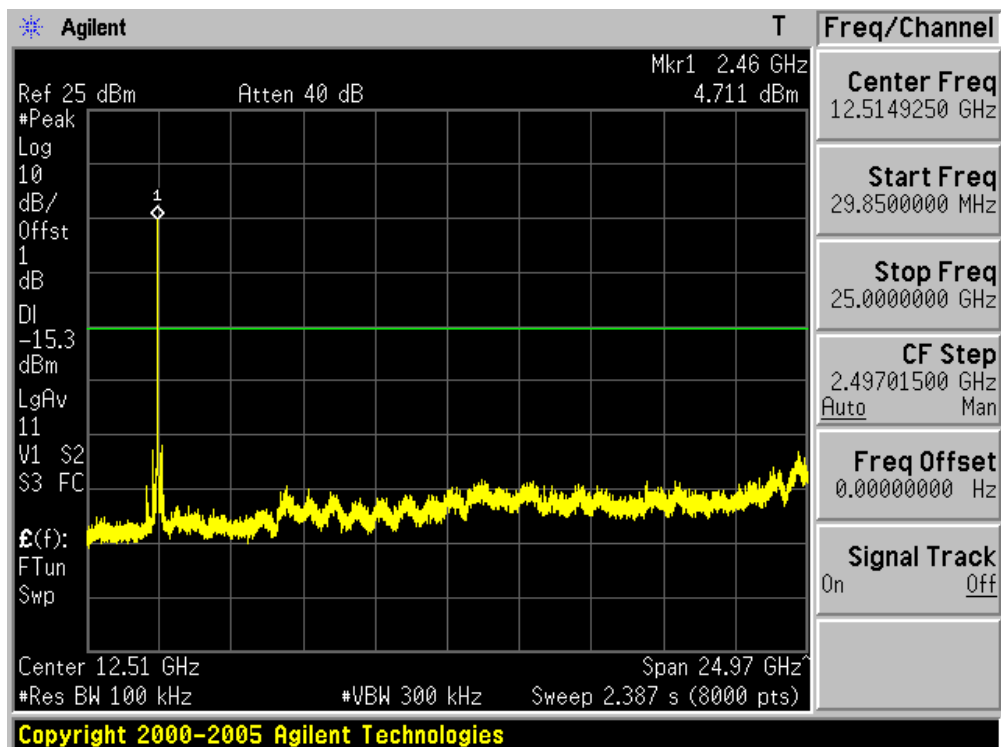
### Channel 01 (2412MHz)



### Channel 06 (2437MHz)

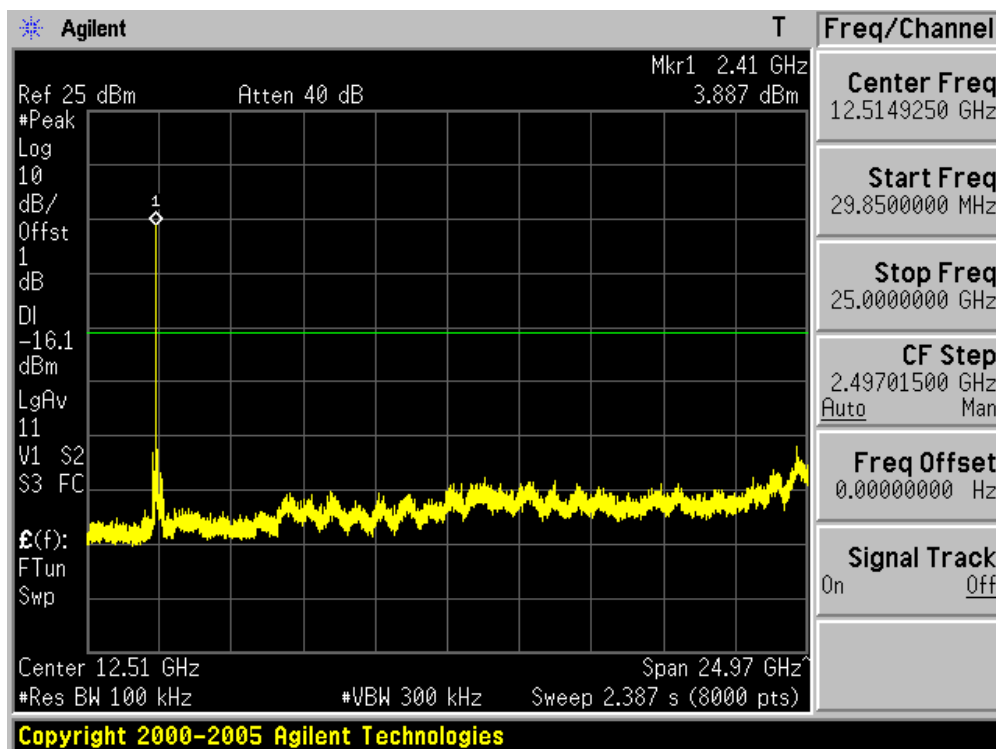


### Channel 11 (2462MHz)

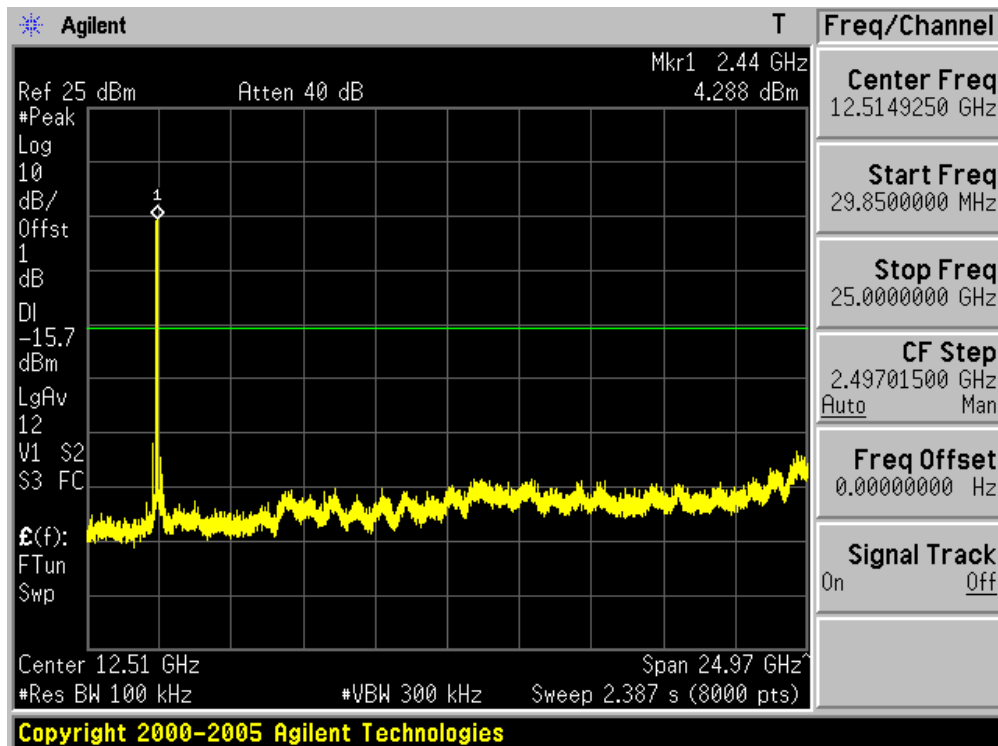


Product	:	WIRELESS-B/G/N 26DBM NETWORK MINI PCI ADAPTER
Test Item	:	RF Antenna Conducted Spurious
Test Site	:	AC-4
Test Mode	:	Mode 3: Transmit by 802.11n (20MHz) (Chain 1X 010)

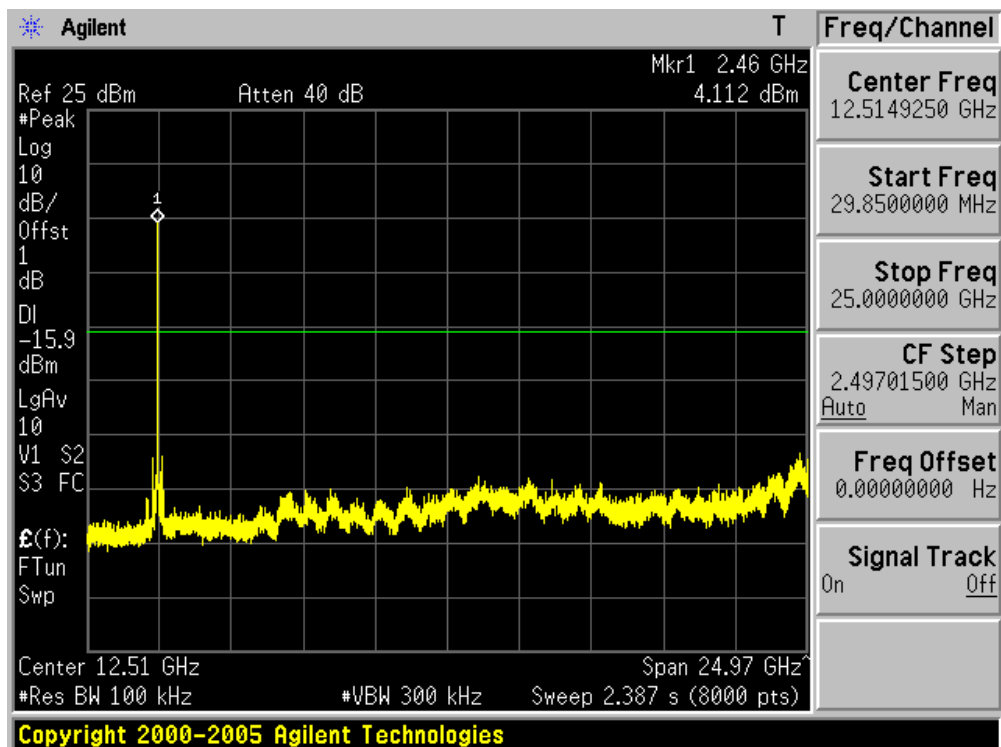
## Channel 01 (2412MHz)



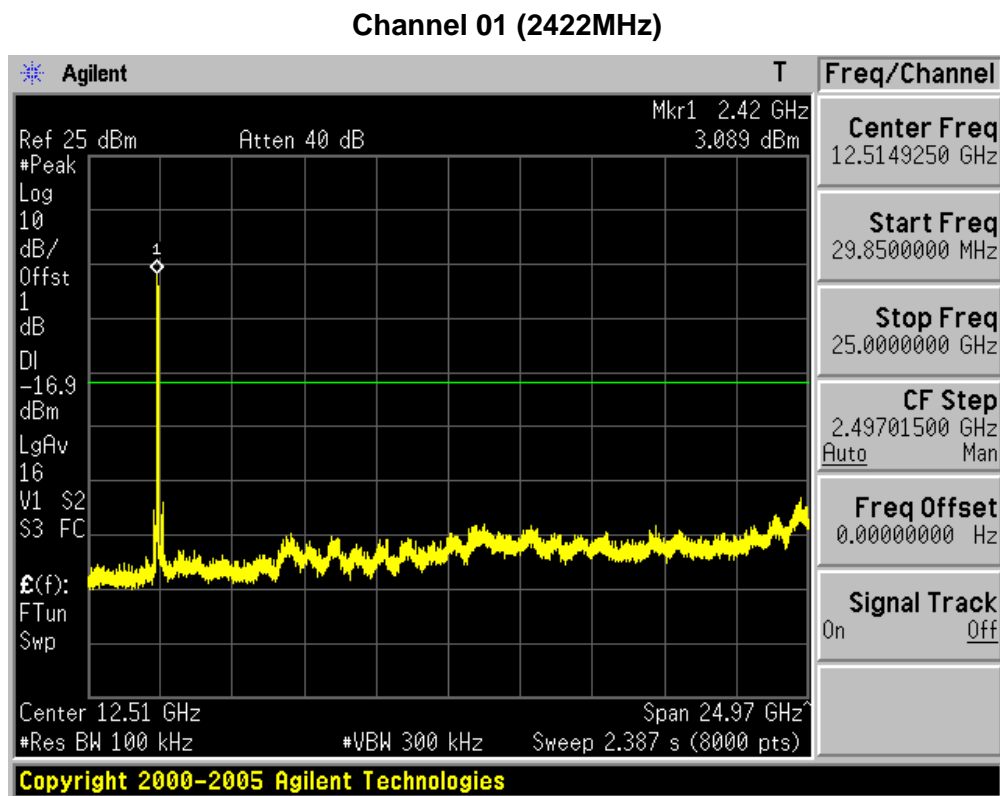
### Channel 06 (2437MHz)



### Channel 11 (2462MHz)

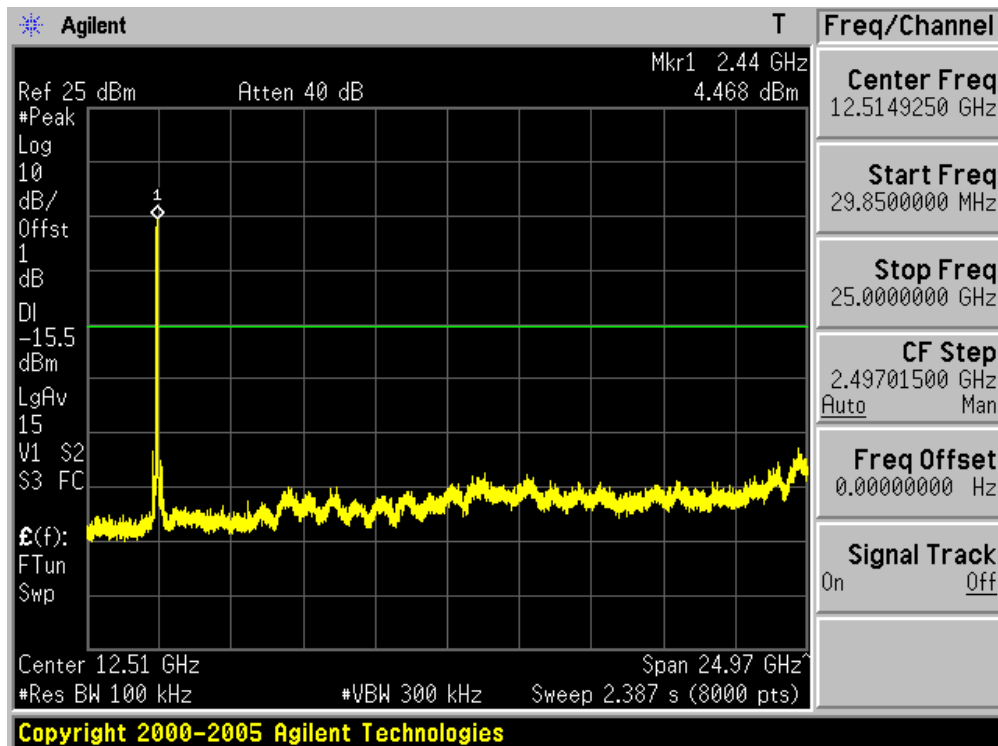


Product	:	WIRELESS-B/G/N 26DBM NETWORK MINI PCI ADAPTER
Test Item	:	RF Antenna Conducted Spurious
Test Site	:	AC-4
Test Mode	:	Mode 4: Transmit by 802.11n (40MHz) (Chain 1X 010)

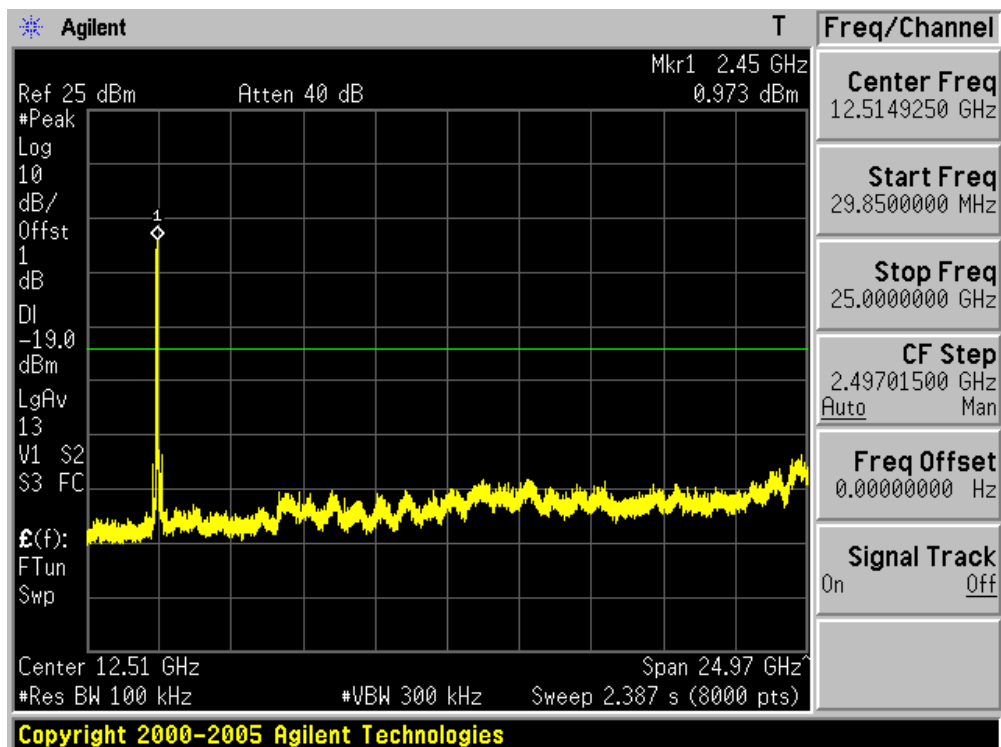




### Channel 06 (2437MHz)

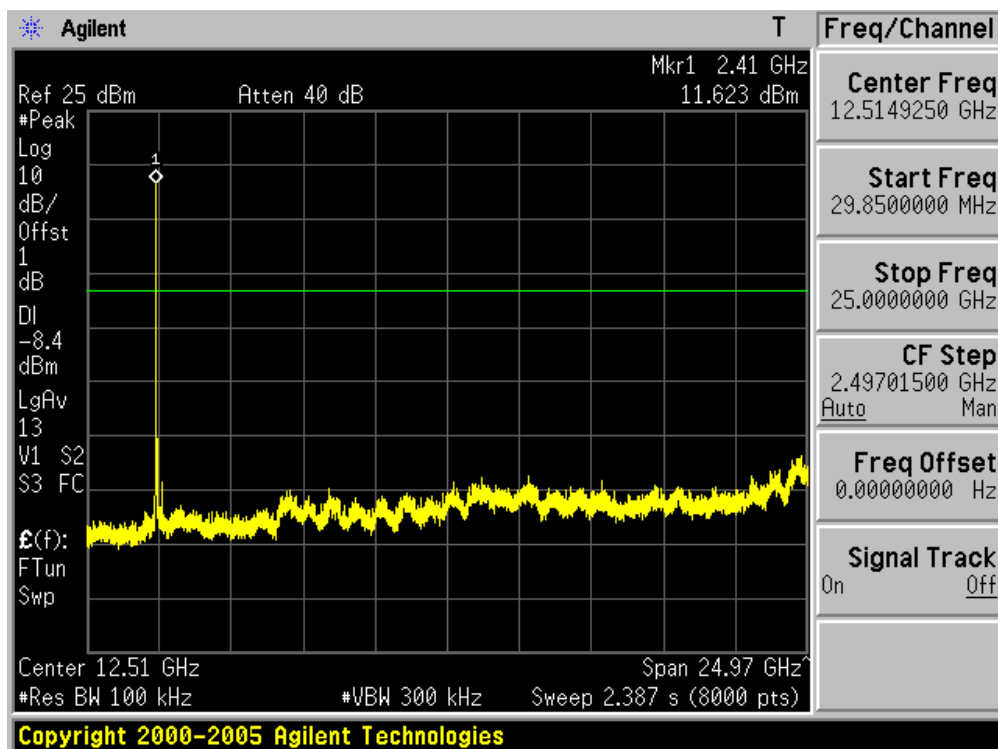


### Channel 11 (2452MHz)

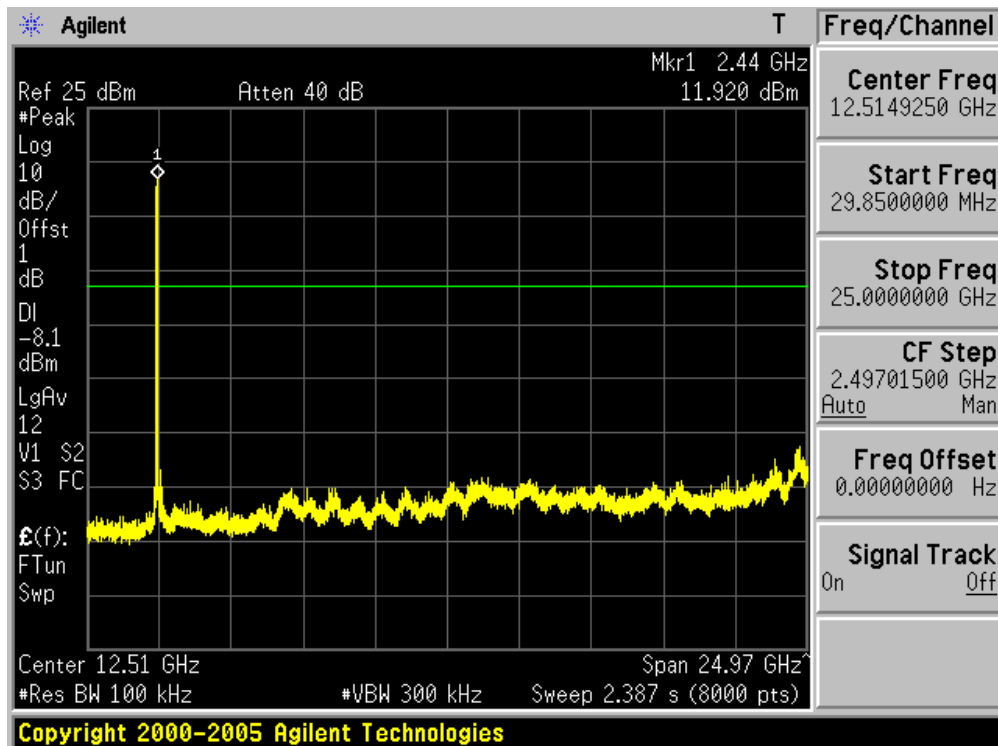


Product	:	WIRELESS-B/G/N 26DBM NETWORK MINI PCI ADAPTER
Test Item	:	RF Antenna Conducted Spurious
Test Site	:	AC-4
Test Mode	:	Mode 1: Transmit by 802.11b (Chain 1X 100)

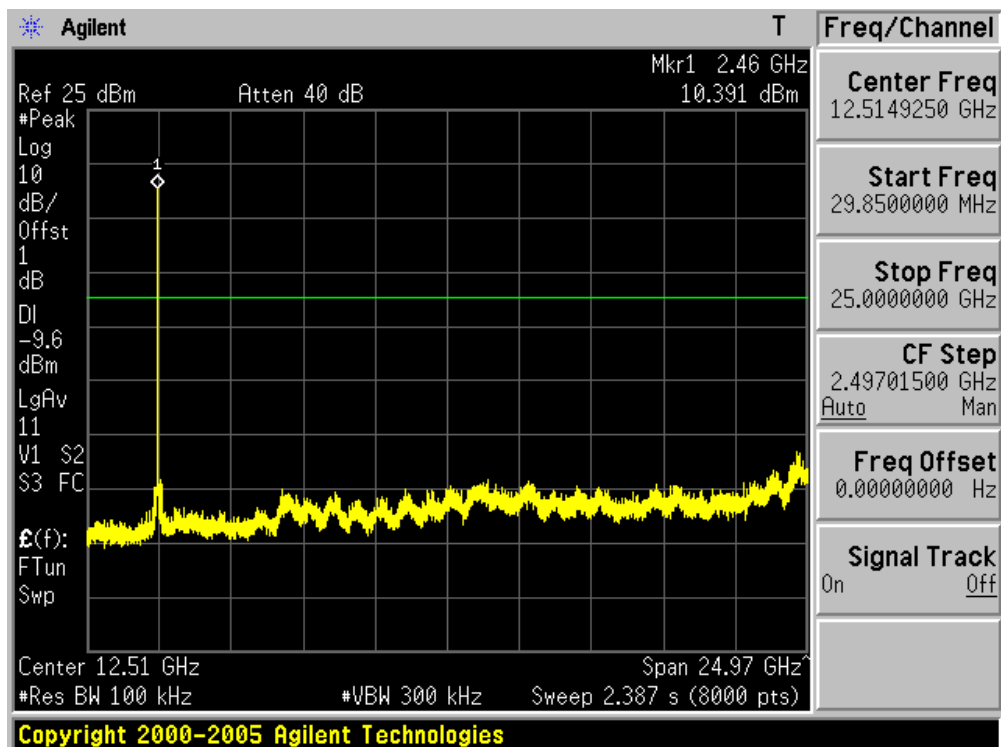
## Channel 01 (2412MHz)



### Channel 06 (2437MHz)

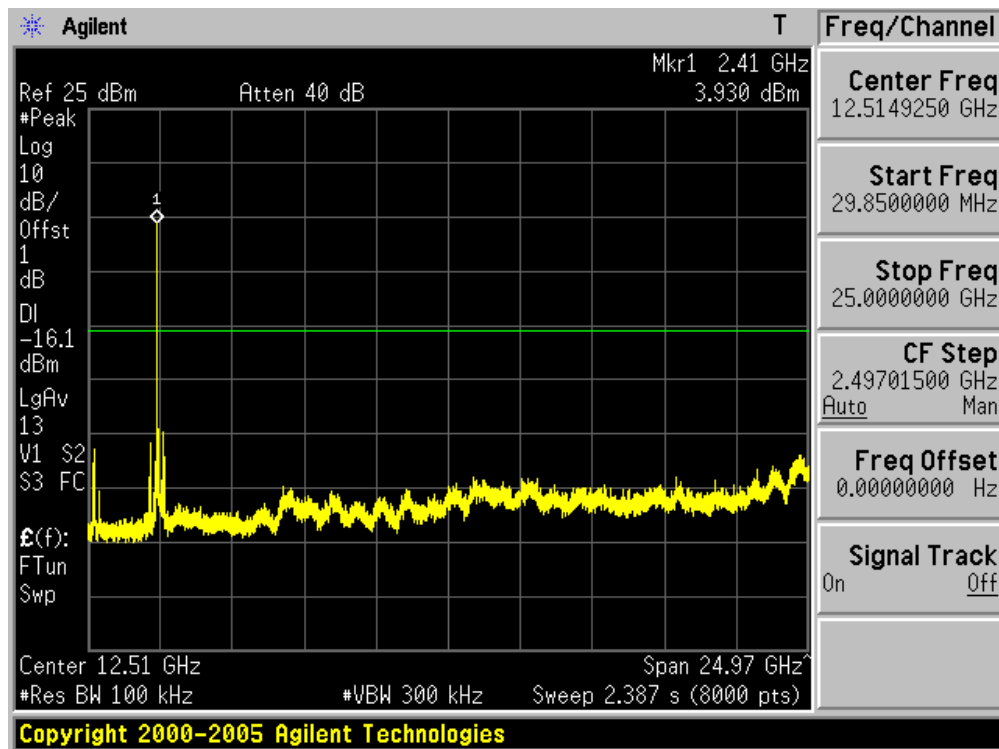


### Channel 11 (2462MHz)

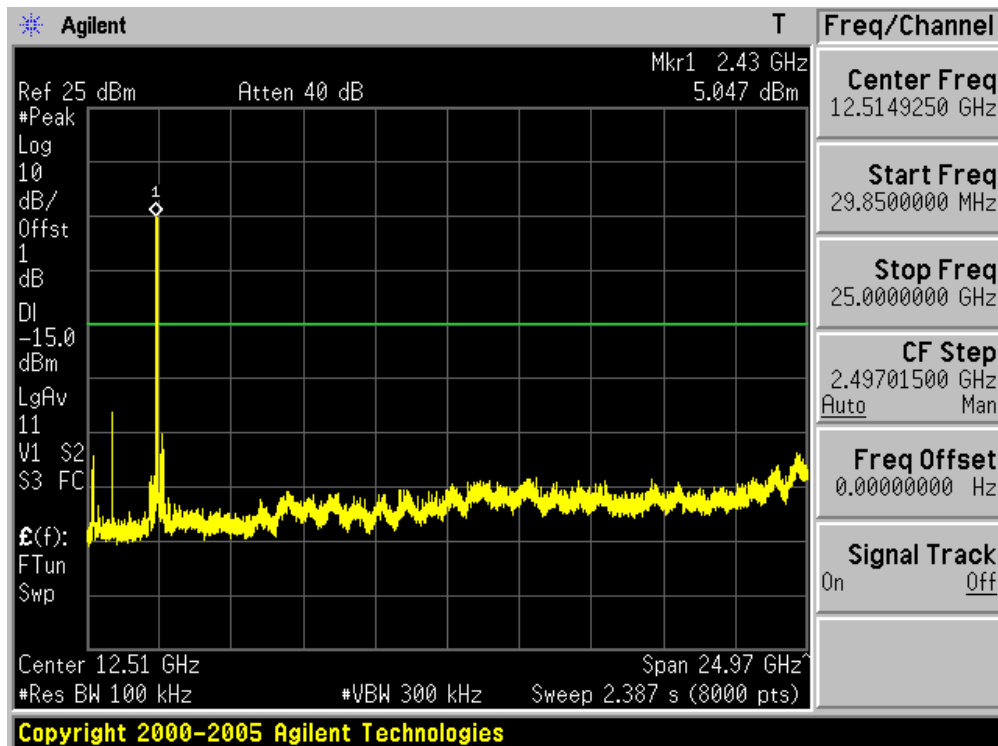


Product	:	WIRELESS-B/G/N 26DBM NETWORK MINI PCI ADAPTER
Test Item	:	RF Antenna Conducted Spurious
Test Site	:	AC-4
Test Mode	:	Mode 2: Transmit by 802.11g (Chain 1X 010)

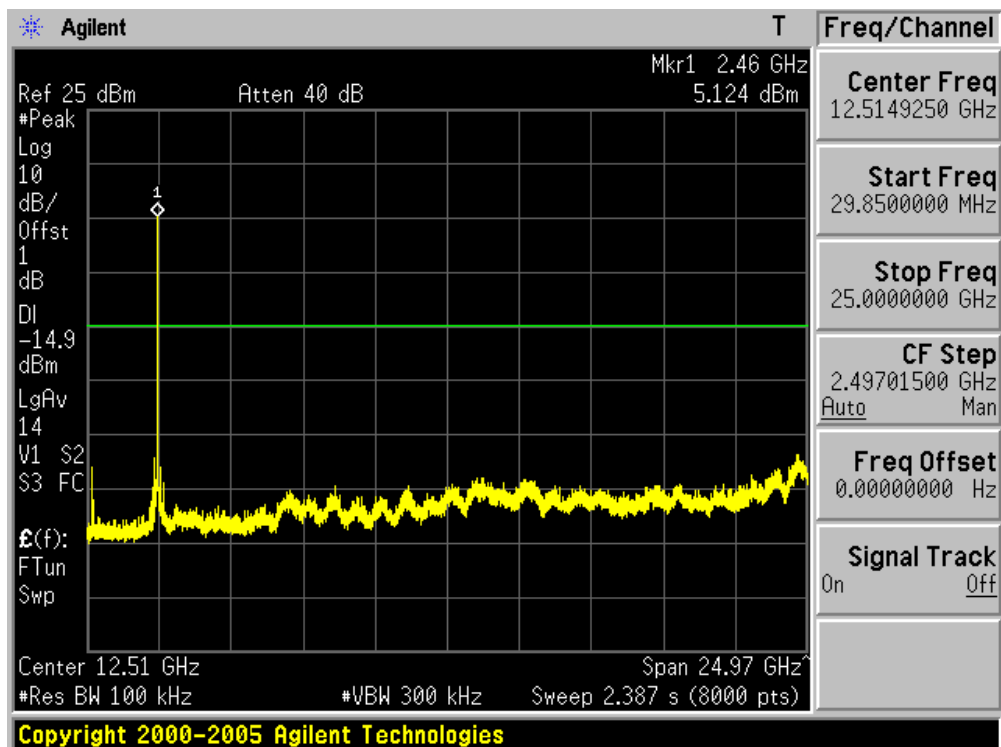
### Channel 01 (2412MHz)



### Channel 06 (2437MHz)

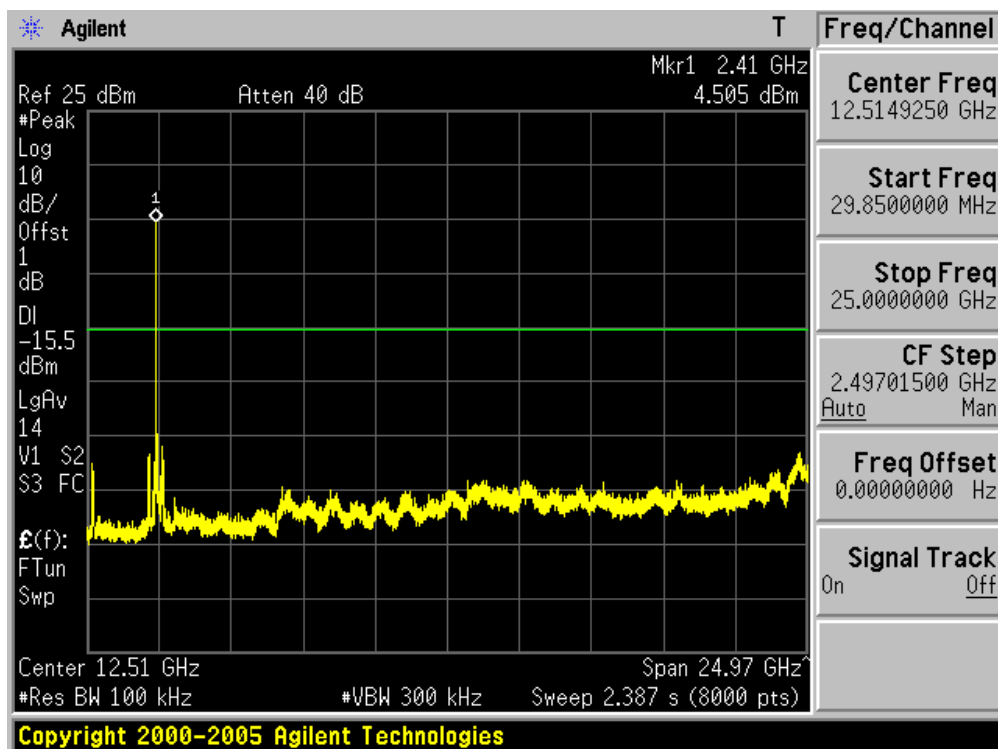


### Channel 11 (2462MHz)

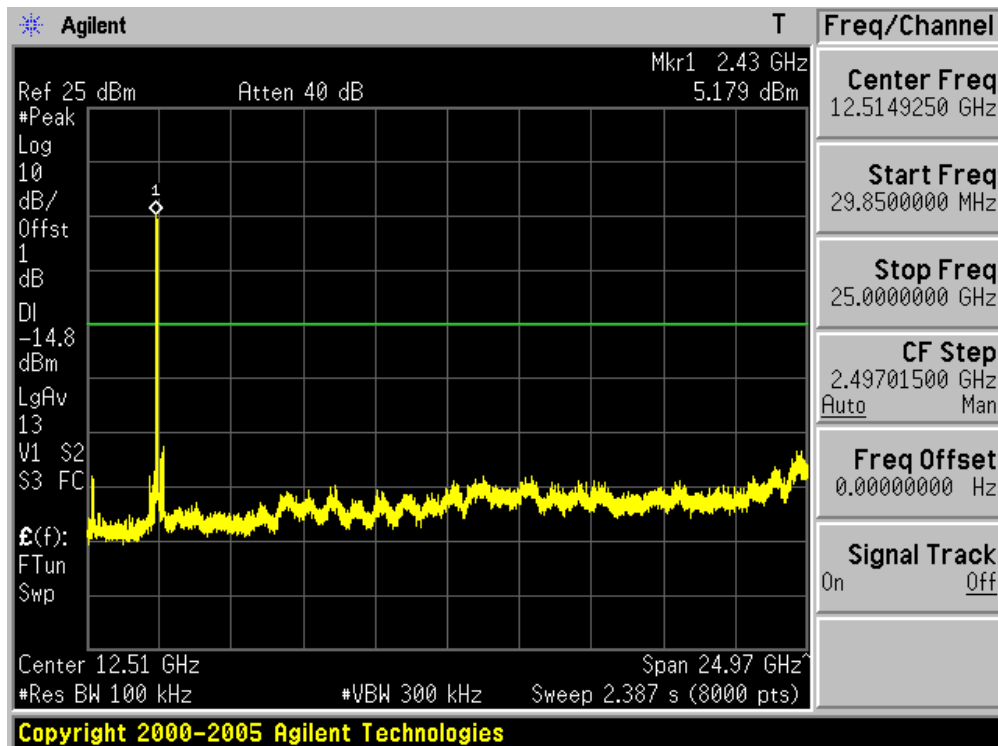


Product	:	WIRELESS-B/G/N 26DBM NETWORK MINI PCI ADAPTER
Test Item	:	RF Antenna Conducted Spurious
Test Site	:	AC-4
Test Mode	:	Mode 3: Transmit by 802.11n (20MHz) (Chain 1X 100)

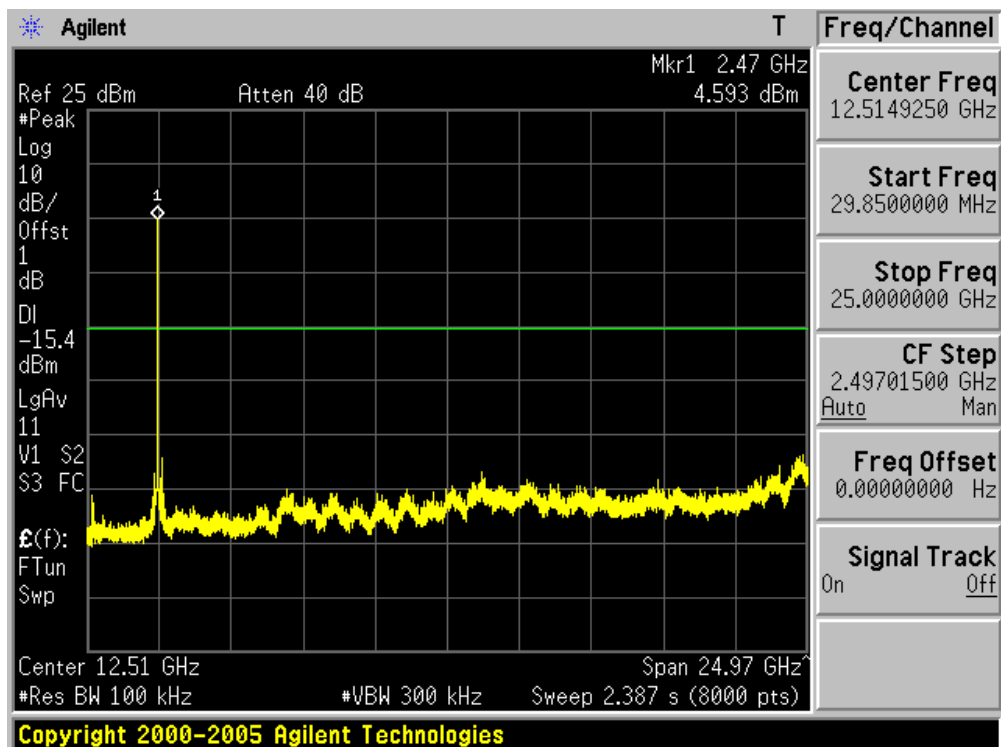
## Channel 01 (2412MHz)



### Channel 06 (2437MHz)

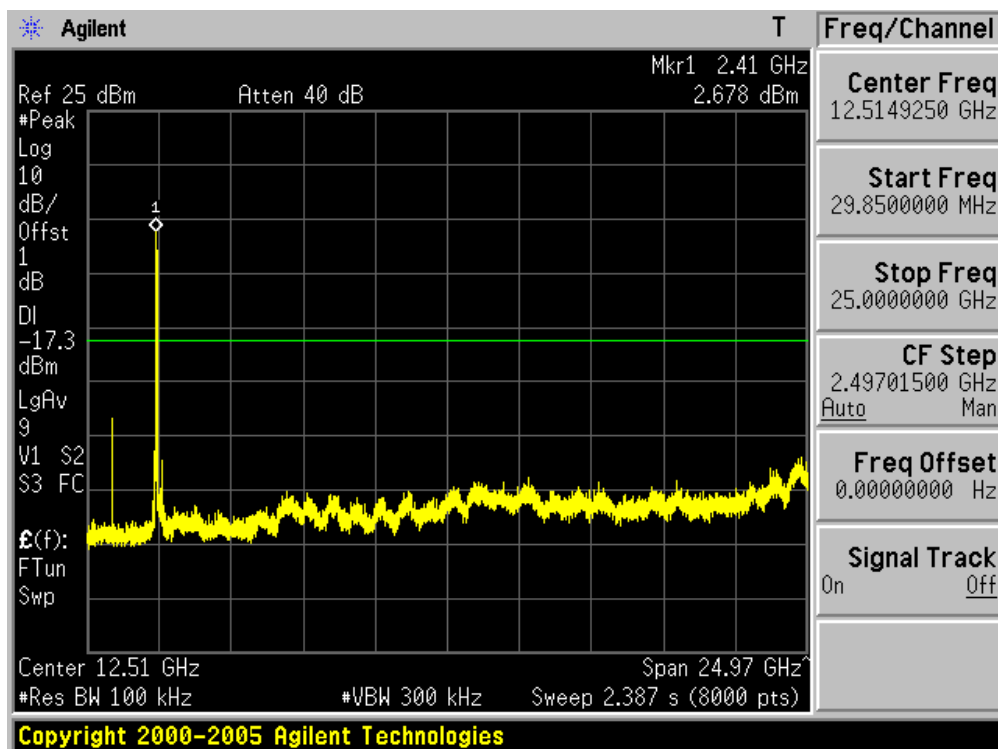


### Channel 11 (2462MHz)



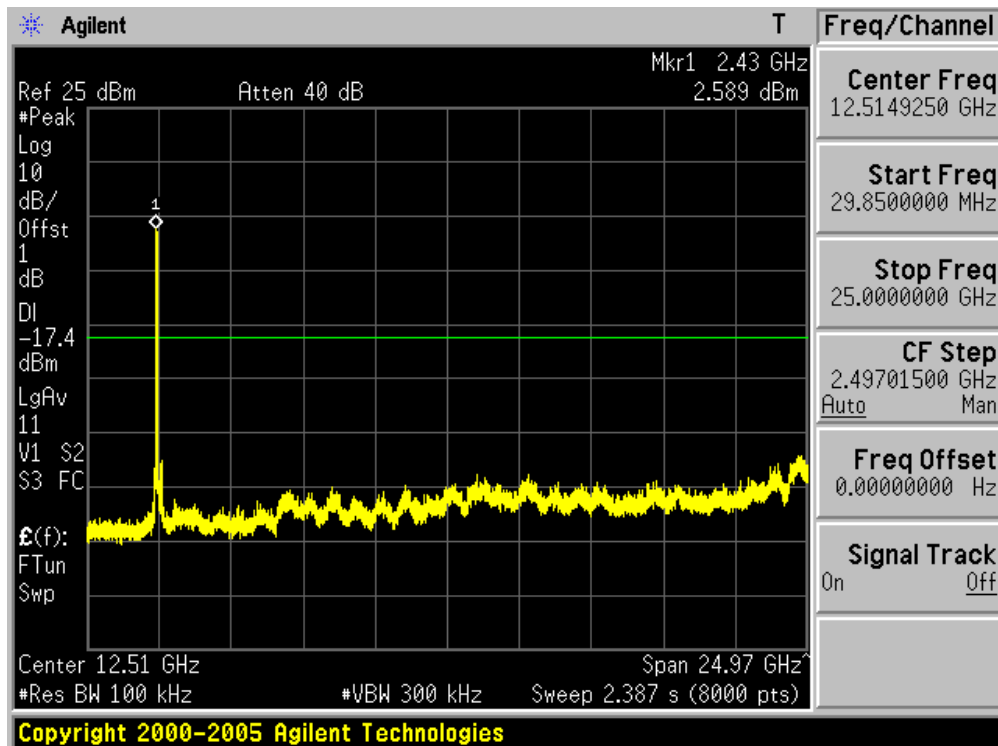
Product	:	WIRELESS-B/G/N 26DBM NETWORK MINI PCI ADAPTER
Test Item	:	RF Antenna Conducted Spurious
Test Site	:	AC-4
Test Mode	:	Mode 4: Transmit by 802.11n (40MHz) (Chain 1X 100)

## Channel 01 (2422MHz)

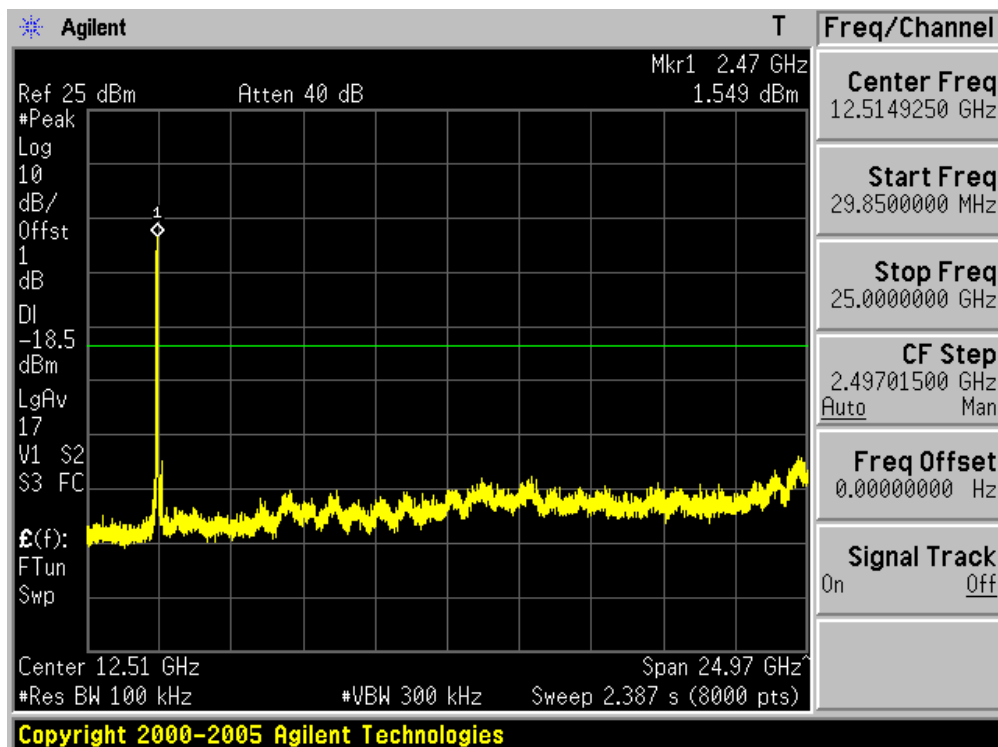




### Channel 06 (2437MHz)



### Channel 11 (2452MHz)



## 6. Radiated Emission Band Edge

### 6.1. Test Equipment

☒ Radiated Emission / AC-2

Instrument	Manufacturer	Type No.	Serial No.	Cal. Date
Spectrum Analyzer	Agilent	E4408B	MY45102679	2008/11/12
EMI Test Receiver	R&S	ESCI	100573	2008/05/10
Preamplifier	Quietek	AP-025C	QT-AP003	2008/11/25
Preamplifier	Quietek	AP-180C	CHM-0602012	2008/11/25
Bilog Type Antenna	Schaffner	CBL6112B	2932	2008/11/22
Broad-Band Horn Antenna	Schwarzbeck	BBHA9120D	496	2008/11/25
50ohm Coaxial Switch	Anritsu	MP59B	6200447304	2008/11/25
Coaxial Cable	Huber+Suhner	AC2-C	04	2008/11/25
Temperature/Humidity Meter	zhicheng	ZC1-2	QT-TH002	2008/03/31

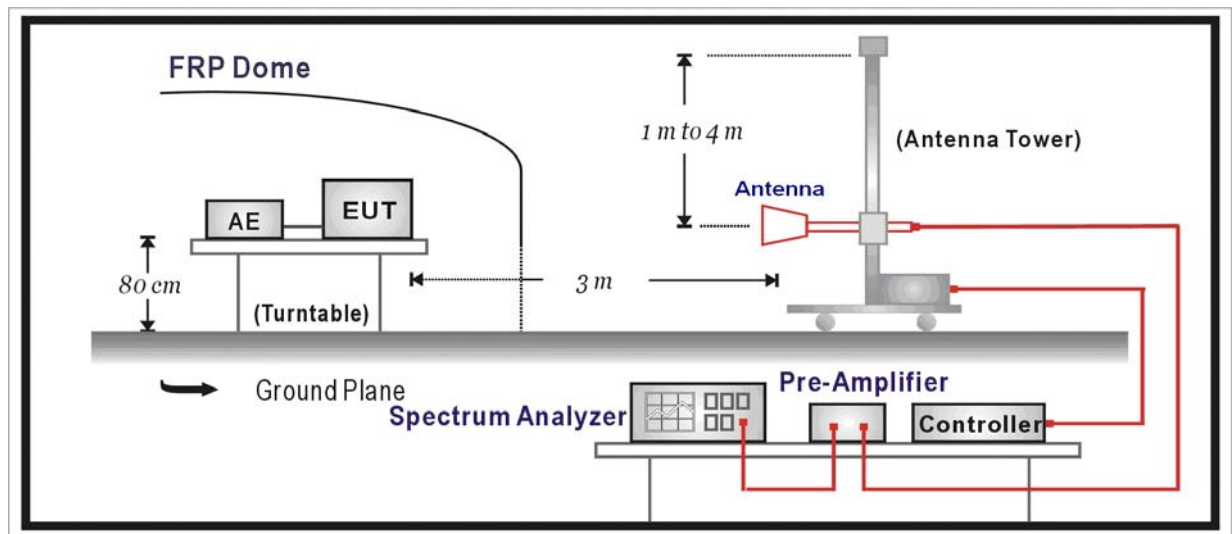
☐ Radiated Emission / AC-3

Instrument	Manufacturer	Type No.	Serial No.	Cal. Date
Spectrum Analyzer	Agilent	N9010A	MY48030494	2008/04/24
EMI Test Receiver	R&S	ESCI	100176	2008/11/15
Preamplifier	Quietek	AP-025C	QT-AP004	2008/11/25
Preamplifier	Quietek	AP-180C	CHM-0602012	2008/11/25
Bilog Type Antenna	Schaffner	CBL6112D	22254	2008/11/22
Broad-Band Horn Antenna	Schwarzbeck	BBHA9120D	496	2008/11/25
50ohm Coaxial Switch	Anritsu	MP59B	6200464463	2008/11/25
Coaxial Cable	Huber+Suhner	AC2-C	05	2008/11/25
Temperature/Humidity Meter	zhicheng	ZC1-2	QT-TH003	2008/03/31

Note 1: All equipments are calibrated with traceable calibrations. Each calibration is traceable to the national or international standards.

Note 2: The test instruments marked with "X" are used to measure the final test results.

## 6.2. Test Setup



## 6.3. Limit

Radiated emissions which fall in the restricted bands, as defined in Section 15.205(a) of FCC part 15, must also comply with the radiated emission limits specified in Section 15.209(a) (see Section 15.205(c)).

## 6.4. Test Procedure

The EUT was setup according to ANSI C63.4, 2003 and tested according to DTS test procedure of Oct 2002 KDB558074 for compliance to FCC 47CFR 15.247 requirements.

The EUT is placed on a turn table which is 0.8 meter above ground. The turn table is rotated 360 degrees to determine the position of the maximum emission level. The EUT was positioned such that the distance from antenna to the EUT was 3 meters.

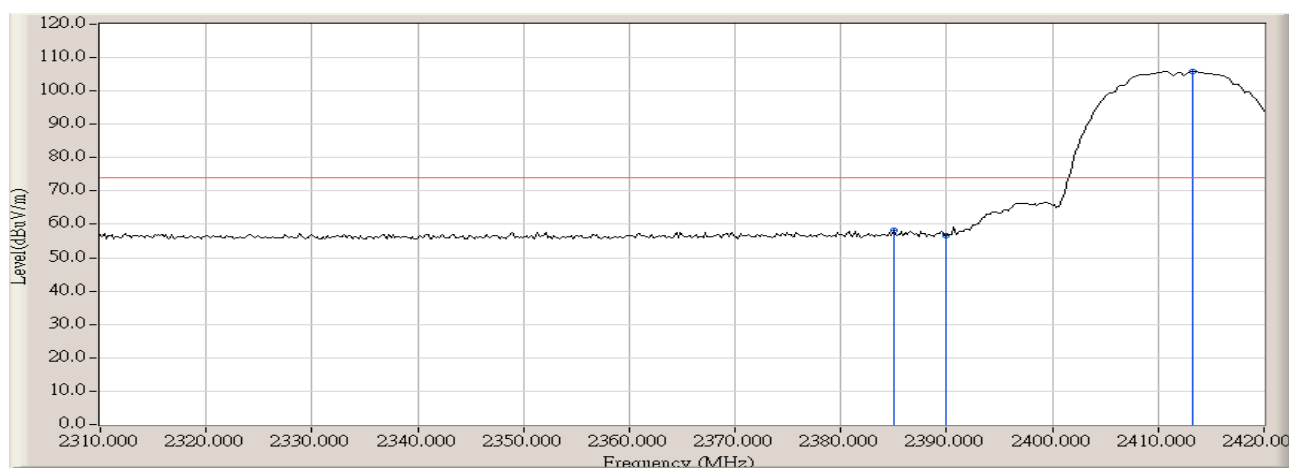
The antenna is scanned from 1 meter to 4 meters to find out the maximum emission level. This is repeated for both horizontal and vertical polarization of the antenna. In order to find the maximum emission, all of the interface cables were manipulated according to ANSI C63.4:2003 on radiated measurement.

## 6.5. Uncertainty

The measurement uncertainty above 1G is defined as  $\pm 3.9$  dB

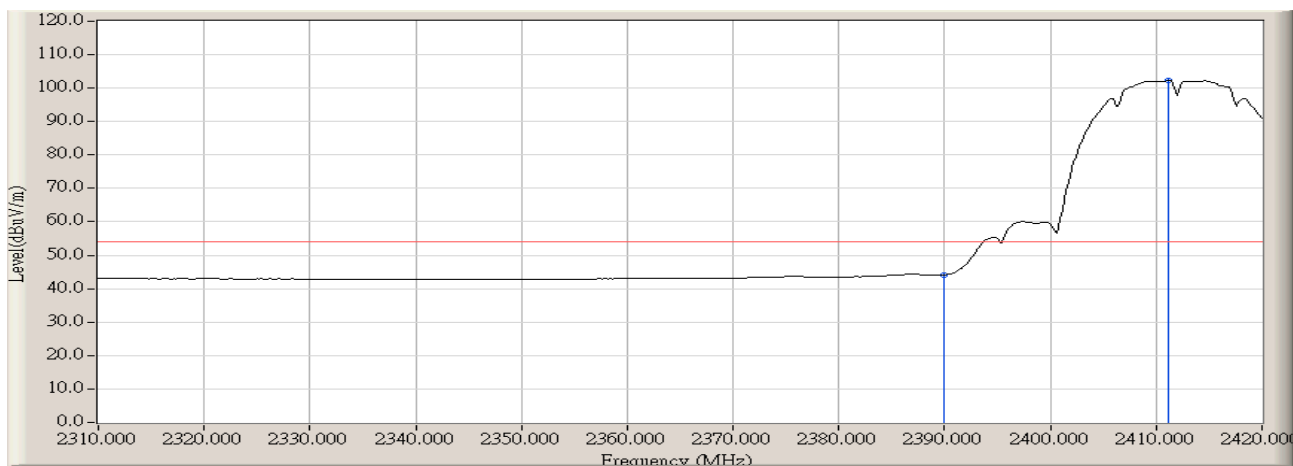
## 6.6. Test Result

Engineer : Robin	
Site : AC-2 (3m Semi-Anechoic Chamber)	Time : 2008/11/14 - 11:37
Limit : FCC_SpartC_15.209_03M_PK	Margin : 0
EUT : Wireless-b/g/n 26dBm Network Mini PCI Adapter	Probe : BBHA9120D_496(1-18GHz) - HORIZONTAL
Power : AC 120V/60Hz	Note : Mode 1: Transmit by 802.11b (Chain 1X 010) at channel 2412MHz



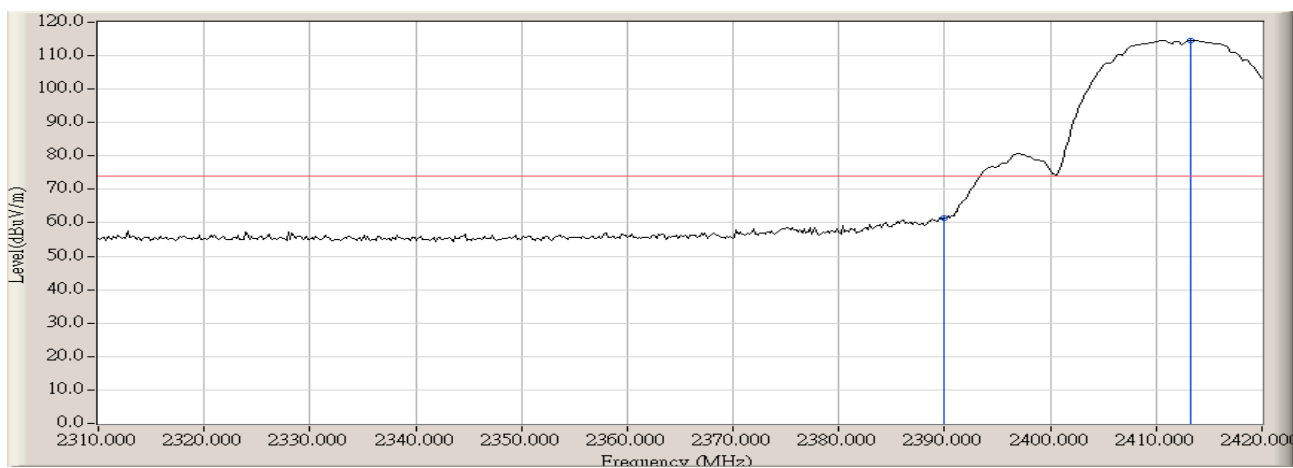
		Frequency (MHz)	Correct Factor (dB)	Reading Level (dBuV)	Measure Level (dBuV/m)	Margin (dB)	Limit (dBuV/m)	Detector Type
1		2384.983	-3.217	61.605	58.388	-15.582	73.970	PEAK
2		2390.000	-3.202	59.690	56.488	-17.482	73.970	PEAK
3	*	2413.217	-3.215	108.946	105.731	N/A	N/A	PEAK

Engineer : Robin	
Site : AC-2 (3m Semi-Anechoic Chamber)	Time : 2008/11/14 - 11:37
Limit : FCC_SpartC_15.209_03M_AV	Margin : 0
EUT : Wireless-b/g/n 26dBm Network Mini PCI Adapter	Probe : BBHA9120D_496(1-18GHz) - HORIZONTAL
Power : AC 120V/60Hz	Note : Mode 1: Transmit by 802.11b (Chain 1X 010) at channel 2412MHz



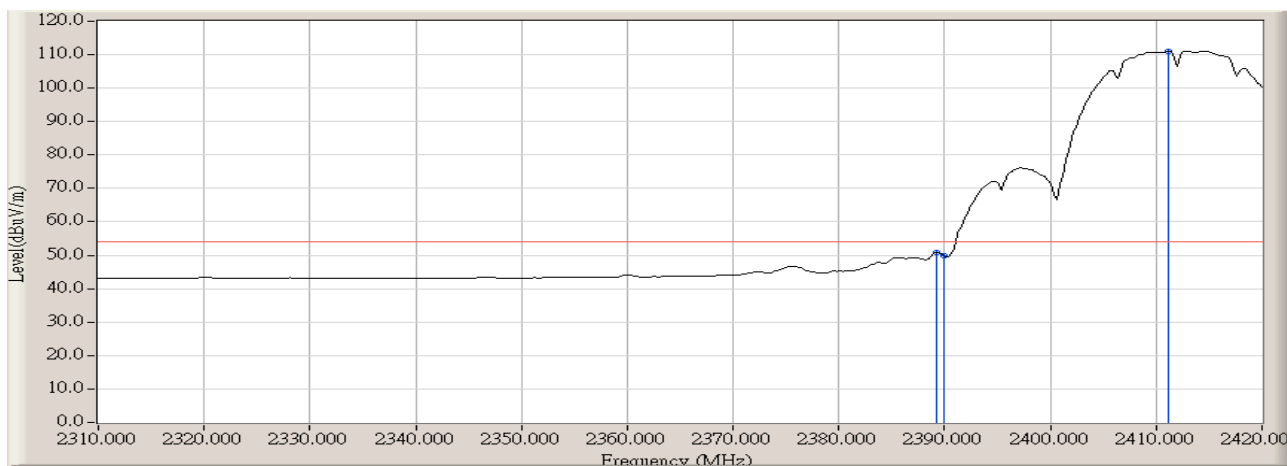
		Frequency (MHz)	Correct Factor (dB)	Reading Level (dBuV)	Measure Level (dBuV/m)	Margin (dB)	Limit (dBuV/m)	Detector Type
1		2390.000	-3.202	47.391	44.189	-9.781	53.970	AVERAGE
2	*	2411.200	-3.211	105.570	102.360	N/A	N/A	AVERAGE

Engineer : Robin	
Site : AC-2 (3m Semi-Anechoic Chamber)	Time : 2008/11/14 - 11:33
Limit : FCC_SpartC_15.209_03M_PK	Margin : 0
EUT : Wireless-b/g/n 26dBm Network Mini PCI Adapter	Probe : BBHA9120D_496(1-18GHz) - VERTICAL
Power : AC 120V/60Hz	Note : Mode 1: Transmit by 802.11b (Chain 1X 010) at channel 2412MHz



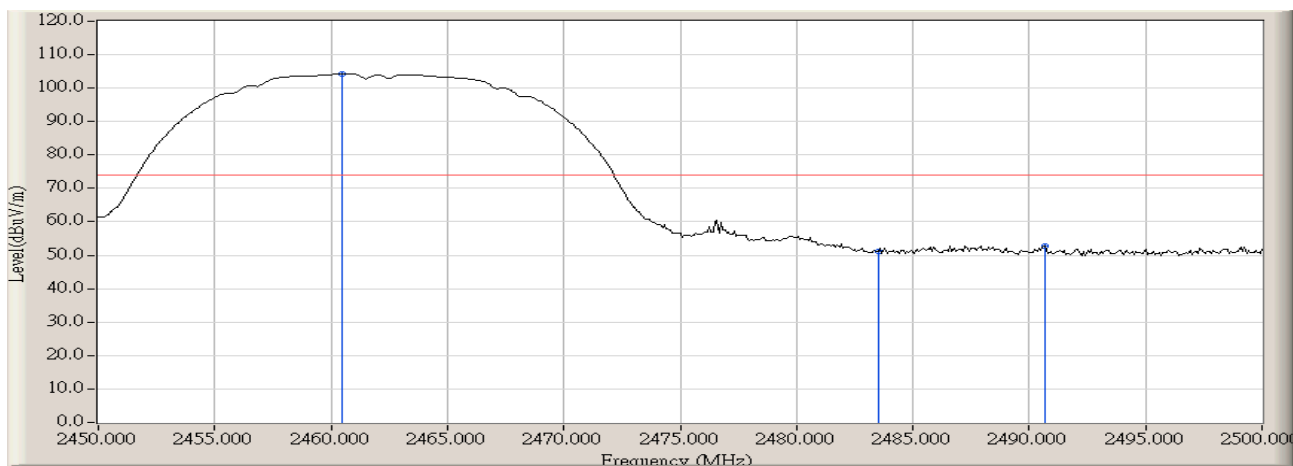
		Frequency (MHz)	Correct Factor (dB)	Reading Level (dBuV)	Measure Level (dBuV/m)	Margin (dB)	Limit (dBuV/m)	Detector Type
1		2390.000	-3.202	64.632	61.430	-12.540	73.970	PEAK
2	*	2413.217	-3.215	117.757	114.542	N/A	N/A	PEAK

Engineer : Robin	
Site : AC-2 (3m Semi-Anechoic Chamber)	Time : 2008/11/14 - 11:33
Limit : FCC_SpartC_15.209_03M_AV	Margin : 0
EUT : Wireless-b/g/n 26dBm Network Mini PCI Adapter	Probe : BBHA9120D_496(1-18GHz) - VERTICAL
Power : AC 120V/60Hz	Note : Mode 1: Transmit by 802.11b (Chain 1X 010) at channel 2412MHz



		Frequency (MHz)	Correct Factor (dB)	Reading Level (dBuV)	Measure Level (dBuV/m)	Margin (dB)	Limit (dBuV/m)	Detector Type
1		2389.200	-3.205	54.020	50.816	-3.154	53.970	AVERAGE
2		2390.000	-3.202	52.931	49.729	-4.241	53.970	AVERAGE
3	*	2411.200	-3.211	114.308	111.098	N/A	N/A	AVERAGE

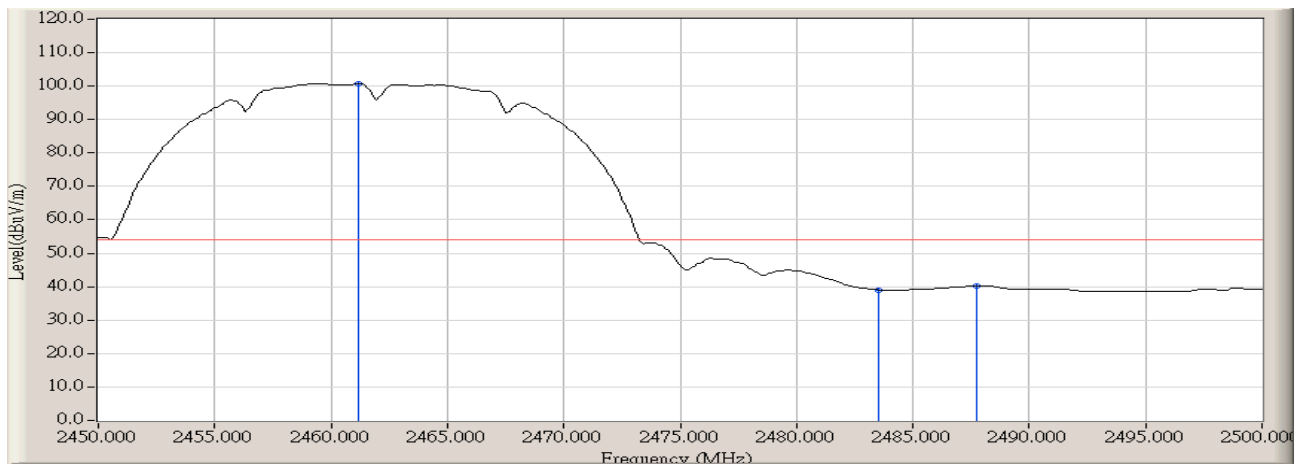
Engineer : Robin	
Site : AC-2 (3m Semi-Anechoic Chamber)	Time : 2008/11/14 - 11:45
Limit : FCC_SpartC_15.209_03M_PK	Margin : 0
EUT : Wireless-b/g/n 26dBm Network Mini PCI Adapter	Probe : BBHA9120D_496(1-18GHz) - HORIZONTAL
Power : AC 120V/60Hz	Note : Mode 1: Transmit by 802.11b (Chain 1X 010) at channel 2462MHz



		Frequency (MHz)	Correct Factor (dB)	Reading Level (dBuV)	Measure Level (dBuV/m)	Margin (dB)	Limit (dBuV/m)	Detector Type
1	*	2460.500	-3.264	107.475	104.211	N/A	N/A	PEAK
2		2483.500	-3.177	54.330	51.153	-22.817	73.970	PEAK
3		2490.667	-3.156	56.000	52.844	-21.126	73.970	PEAK

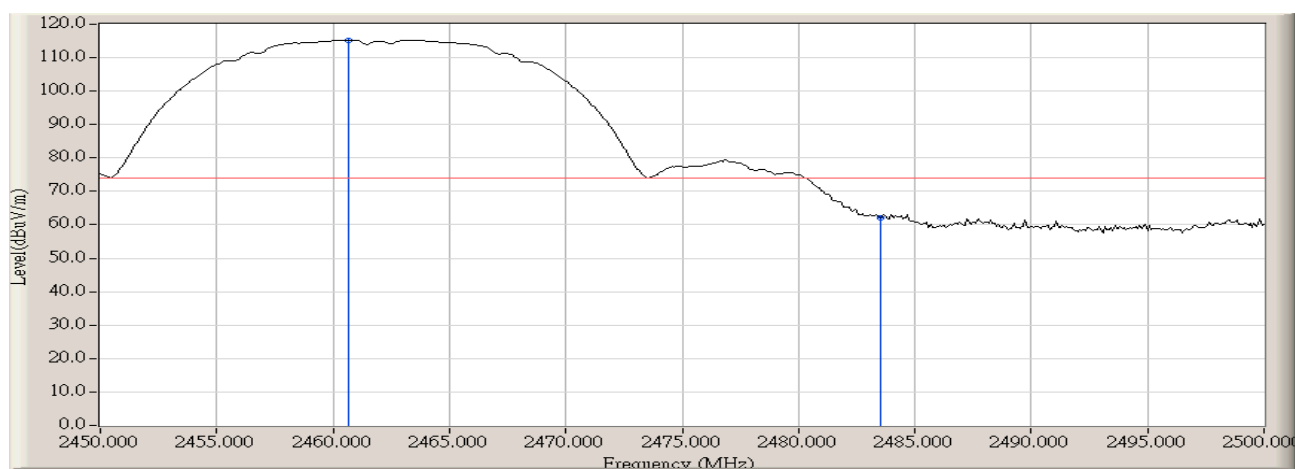


Engineer : Robin	
Site : AC-2 (3m Semi-Anechoic Chamber)	Time : 2008/11/14 - 11:45
Limit : FCC_SpartC_15.209_03M_AV	Margin : 0
EUT : Wireless-b/g/n 26dBm Network Mini PCI Adapter	Probe : BBHA9120D_496(1-18GHz) - HORIZONTAL
Power : AC 120V/60Hz	Note : Mode 1: Transmit by 802.11b (Chain 1X 010) at channel 2462MHz



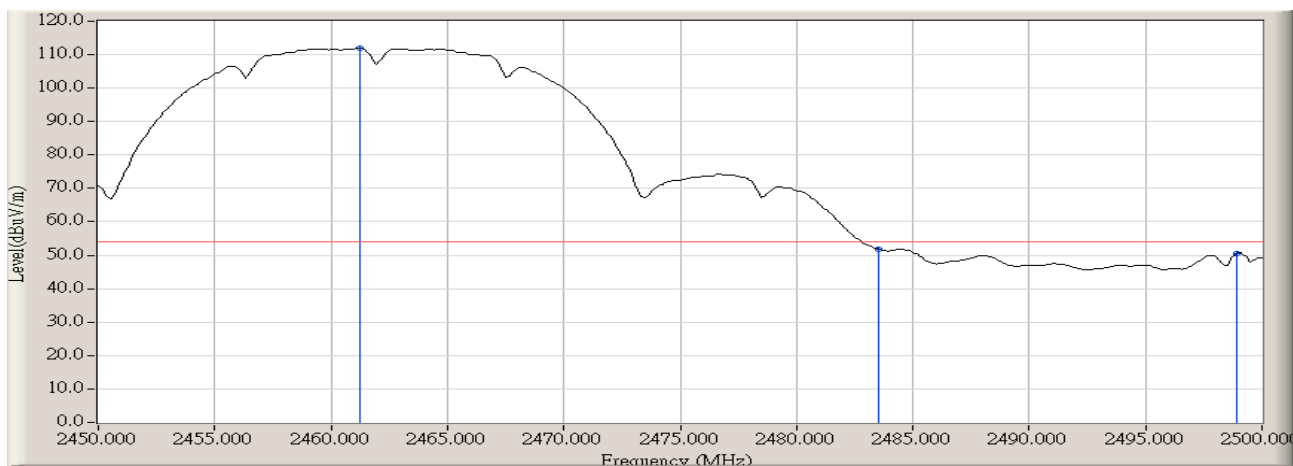
		Frequency (MHz)	Correct Factor (dB)	Reading Level (dBuV)	Measure Level (dBuV/m)	Margin (dB)	Limit (dBuV/m)	Detector Type
1	*	2461.167	-3.261	104.068	100.806	N/A	N/A	AVERAGE
2		2483.500	-3.177	42.242	39.065	-14.905	53.970	AVERAGE
3		2487.750	-3.164	43.420	40.256	-13.714	53.970	AVERAGE

Engineer : Robin	
Site : AC-2 (3m Semi-Anechoic Chamber)	Time : 2008/11/14 - 11:43
Limit : FCC_SpartC_15.209_03M_PK	Margin : 0
EUT : Wireless-b/g/n 26dBm Network Mini PCI Adapter	Probe : BBHA9120D_496(1-18GHz) - VERTICAL
Power : AC 120V/60Hz	Note : Mode 1: Transmit by 802.11b (Chain 1X 010) at channel 2462MHz



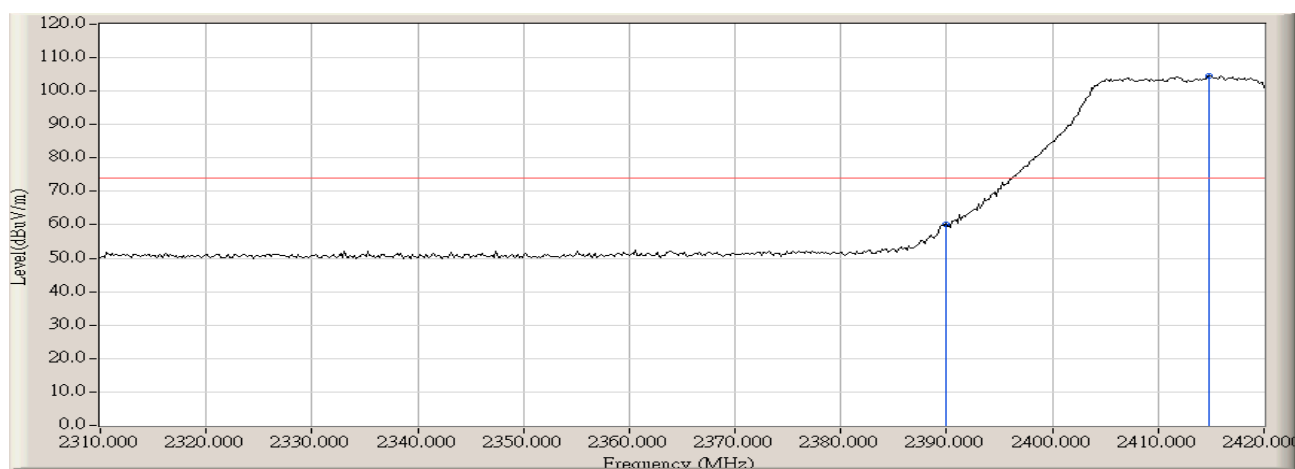
		Frequency (MHz)	Correct Factor (dB)	Reading Level (dBuV)	Measure Level (dBuV/m)	Margin (dB)	Limit (dBuV/m)	Detector Type
1	*	2460.667	-3.263	118.569	115.306	N/A	N/A	PEAK
2		2483.500	-3.177	65.389	62.212	-11.758	73.970	PEAK

Engineer : Robin	
Site : AC-2 (3m Semi-Anechoic Chamber)	Time : 2008/11/14 - 11:44
Limit : FCC_SpartC_15.209_03M_AV	Margin : 0
EUT : Wireless-b/g/n 26dBm Network Mini PCI Adapter	Probe : BBHA9120D_496(1-18GHz) - VERTICAL
Power : AC 120V/60Hz	Note : Mode 1: Transmit by 802.11b (Chain 1X 010) at channel 2462MHz



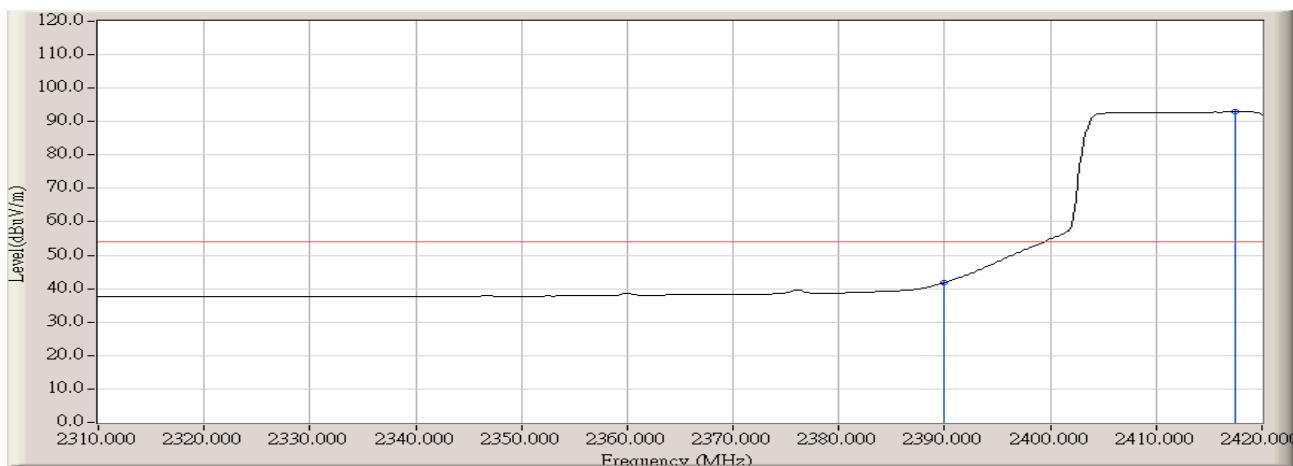
		Frequency (MHz)	Correct Factor (dB)	Reading Level (dBuV)	Measure Level (dBuV/m)	Margin (dB)	Limit (dBuV/m)	Detector Type
1	*	2461.250	-3.261	115.199	111.937	N/A	N/A	AVERAGE
2		2483.500	-3.177	55.104	51.927	-2.043	53.970	AVERAGE
3		2498.917	-3.137	53.562	50.425	-3.545	53.970	AVERAGE

Engineer : Robin	
Site : AC-2 (3m Semi-Anechoic Chamber)	Time : 2008/11/14 - 11:54
Limit : FCC_SpartC_15.209_03M_PK	Margin : 0
EUT : Wireless-b/g/n 26dBm Network Mini PCI Adapter	Probe : BBHA9120D_496(1-18GHz) - HORIZONTAL
Power : AC 120V/60Hz	Note : Mode 2: Transmit by 802.11g at channel 2412MHz chain 010



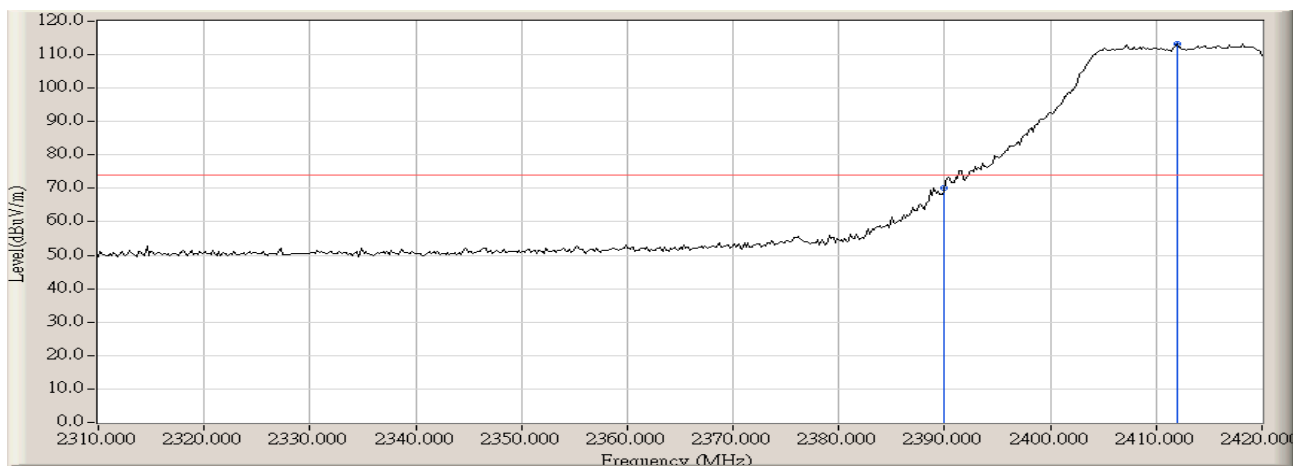
		Frequency (MHz)	Correct Factor (dB)	Reading Level (dBuV)	Measure Level (dBuV/m)	Margin (dB)	Limit (dBuV/m)	Detector Type
1		2390.000	-3.202	63.469	60.267	-13.703	73.970	PEAK
2	*	2414.867	-3.219	107.870	104.651	N/A	N/A	PEAK

Engineer : Robin	
Site : AC-2 (3m Semi-Anechoic Chamber)	Time : 2008/11/14 - 11:54
Limit : FCC_SpartC_15.209_03M_AV	Margin : 0
EUT : Wireless-b/g/n 26dBm Network Mini PCI Adapter	Probe : BBHA9120D_496(1-18GHz) - HORIZONTAL
Power : AC 120V/60Hz	Note : Mode 2: Transmit by 802.11g (Chain 1X 010) at channel 2412MHz



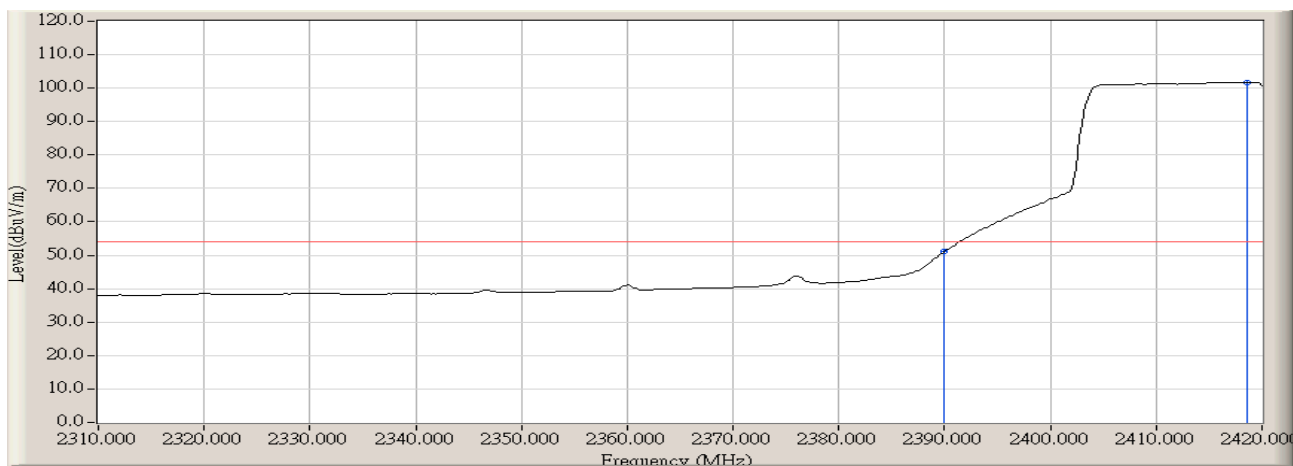
		Frequency (MHz)	Correct Factor (dB)	Reading Level (dBuV)	Measure Level (dBuV/m)	Margin (dB)	Limit (dBuV/m)	Detector Type
1		2390.000	-3.202	45.046	41.844	-12.126	53.970	AVERAGE
2	*	2417.433	-3.225	96.131	92.906	N/A	N/A	AVERAGE

Engineer : Robin	
Site : AC-2 (3m Semi-Anechoic Chamber)	Time : 2008/11/14 - 11:52
Limit : FCC_SpartC_15.209_03M_PK	Margin : 0
EUT : Wireless-b/g/n 26dBm Network Mini PCI Adapter	Probe : BBHA9120D_496(1-18GHz) - VERTICAL
Power : AC 120V/60Hz	Note : Mode 2: Transmit by 802.11g (Chain 1X 010) at channel 2412MHz



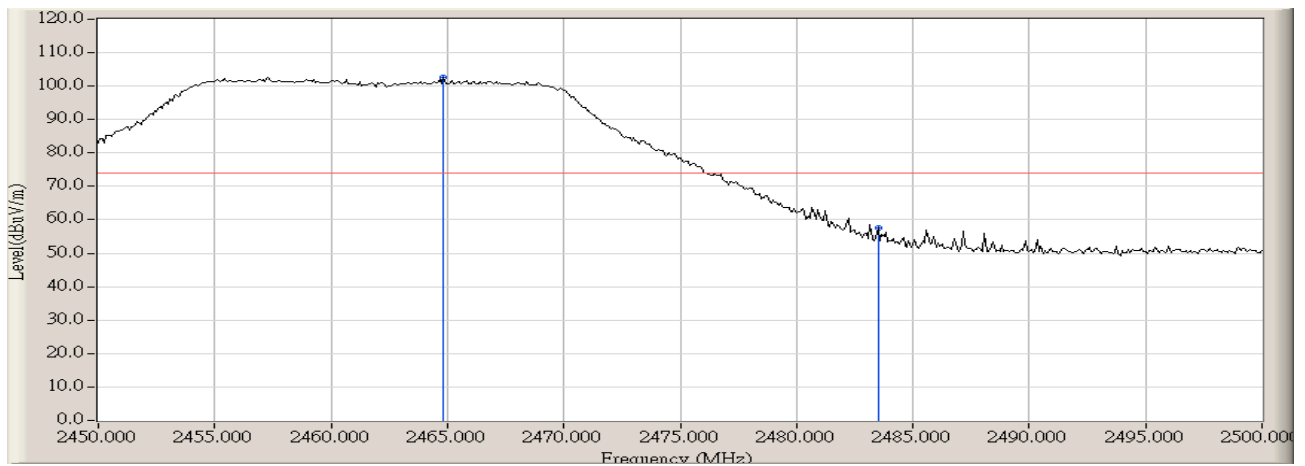
		Frequency (MHz)	Correct Factor (dB)	Reading Level (dBuV)	Measure Level (dBuV/m)	Margin (dB)	Limit (dBuV/m)	Detector Type
1		2390.000	-3.202	73.274	70.072	-3.898	73.970	PEAK
2	*	2411.933	-3.213	116.359	113.147	N/A	N/A	PEAK

Engineer : Robin	
Site : AC-2 (3m Semi-Anechoic Chamber)	Time : 2008/11/14 - 11:52
Limit : FCC_SpartC_15.209_03M_AV	Margin : 0
EUT : Wireless-b/g/n 26dBm Network Mini PCI Adapter	Probe : BBHA9120D_496(1-18GHz) - VERTICAL
Power : AC 120V/60Hz	Note : Mode 2: Transmit by 802.11g (Chain 1X 010) at channel 2412MHz



		Frequency (MHz)	Correct Factor (dB)	Reading Level (dBuV)	Measure Level (dBuV/m)	Margin (dB)	Limit (dBuV/m)	Detector Type
1		2390.000	-3.202	54.292	51.090	-2.880	53.970	AVERAGE
2	*	2418.533	-3.227	104.994	101.766	N/A	N/A	AVERAGE

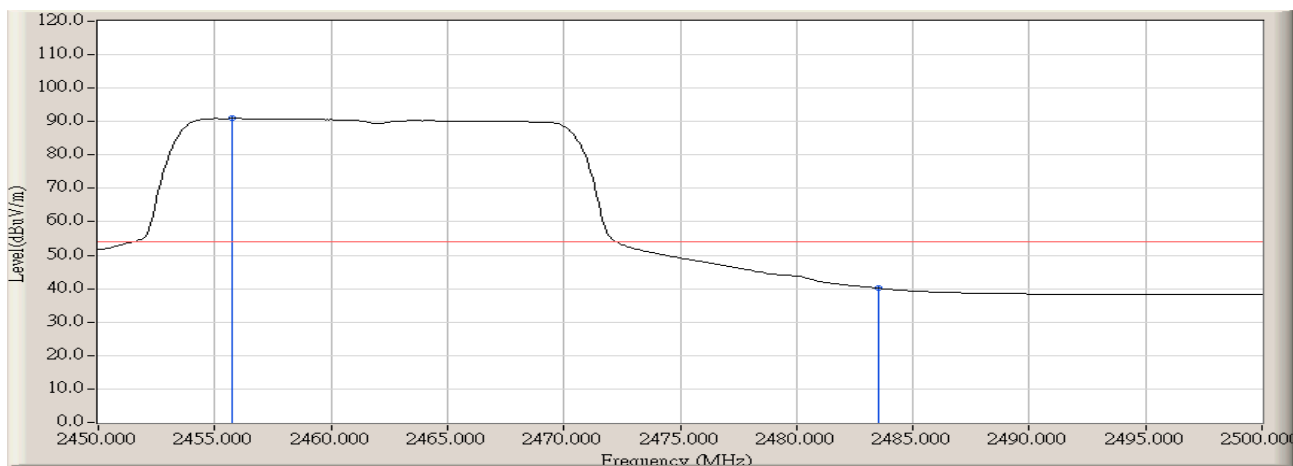
Engineer : Robin	
Site : AC-2 (3m Semi-Anechoic Chamber)	Time : 2008/11/14 - 12:02
Limit : FCC_SpartC_15.209_03M_PK	Margin : 0
EUT : Wireless-b/g/n 26dBm Network Mini PCI Adapter	Probe : BBHA9120D_496(1-18GHz) - HORIZONTAL
Power : AC 120V/60Hz	Note : Mode 2: Transmit by 802.11g (Chain 1X 010) at channel 2462MHz



		Frequency (MHz)	Correct Factor (dB)	Reading Level (dBuV)	Measure Level (dBuV/m)	Margin (dB)	Limit (dBuV/m)	Detector Type
1	*	2464.833	-3.248	105.917	102.669	N/A	N/A	PEAK
2		2483.500	-3.177	60.895	57.718	-16.252	73.970	PEAK

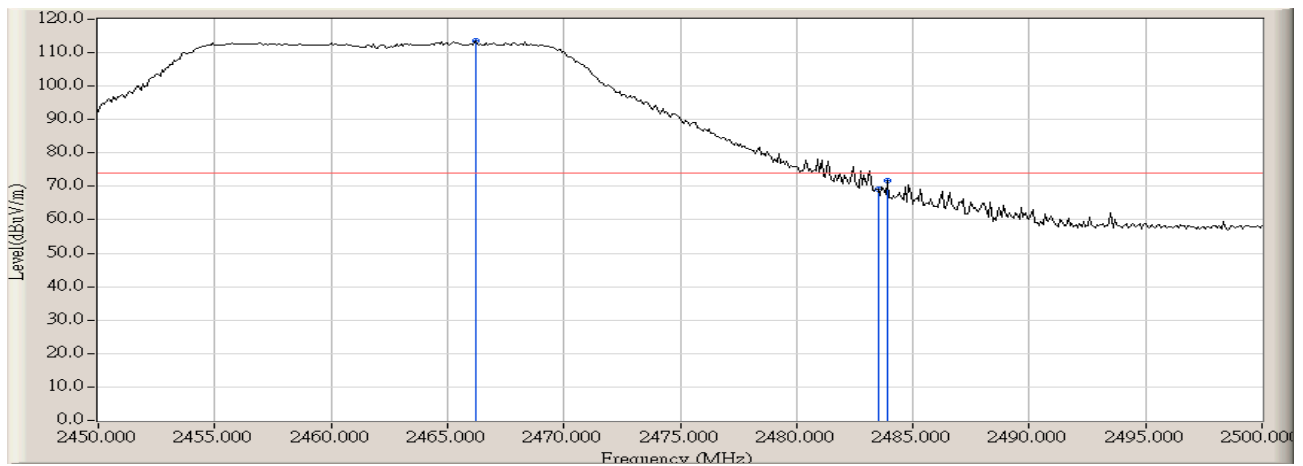


Engineer : Robin	
Site : AC-2 (3m Semi-Anechoic Chamber)	Time : 2008/11/14 - 12:02
Limit : FCC_SpartC_15.209_03M_AV	Margin : 0
EUT : Wireless-b/g/n 26dBm Network Mini PCI Adapter	Probe : BBHA9120D_496(1-18GHz) - HORIZONTAL
Power : AC 120V/60Hz	Note : Mode 2: Transmit by 802.11g (Chain 1X 010) at channel 2462MHz



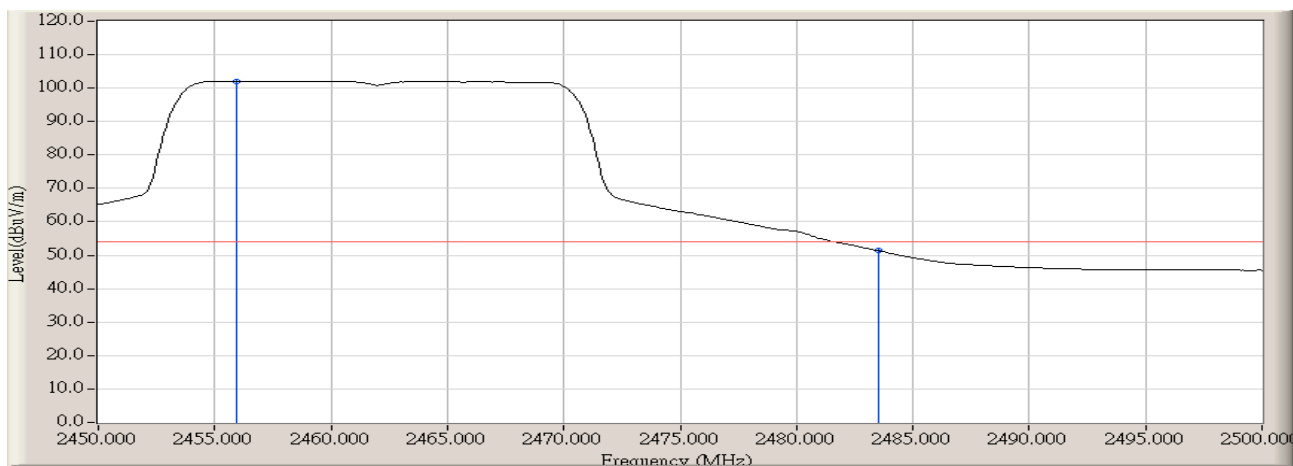
		Frequency (MHz)	Correct Factor (dB)	Reading Level (dBuV)	Measure Level (dBuV/m)	Margin (dB)	Limit (dBuV/m)	Detector Type
1	*	2455.750	-3.275	94.241	90.966	N/A	N/A	AVERAGE
2		2483.500	-3.177	43.320	40.143	-13.827	53.970	AVERAGE

Engineer : Robin	
Site : AC-2 (3m Semi-Anechoic Chamber)	Time : 2008/11/14 - 11:59
Limit : FCC_SpartC_15.209_03M_PK	Margin : 0
EUT : Wireless-b/g/n 26dBm Network Mini PCI Adapter	Probe : BBHA9120D_496(1-18GHz) - VERTICAL
Power : AC 120V/60Hz	Note : Mode 2: Transmit by 802.11g (Chain 1X 010) at channel 2462MHz



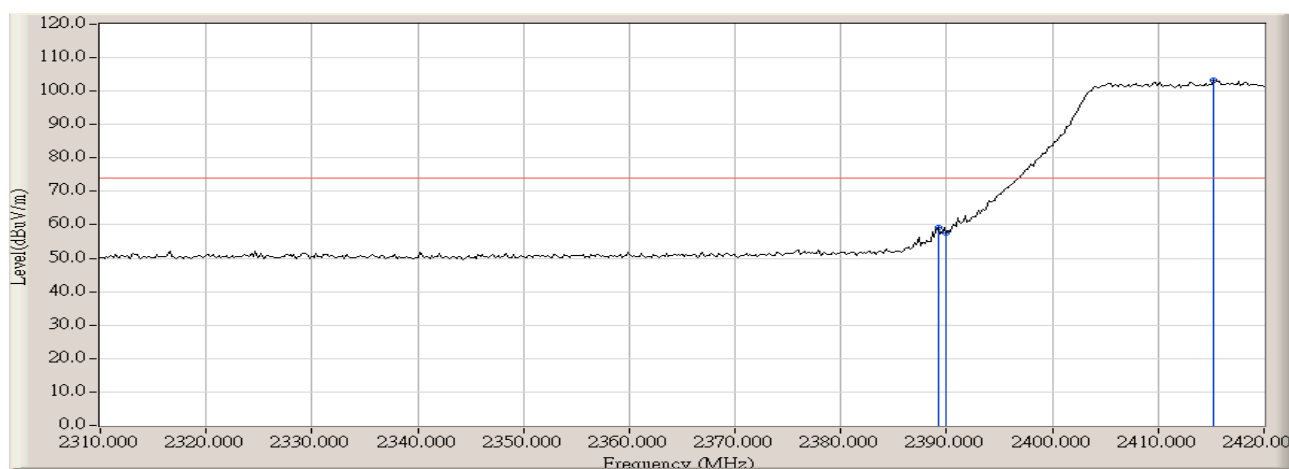
		Frequency (MHz)	Correct Factor (dB)	Reading Level (dBuV)	Measure Level (dBuV/m)	Margin (dB)	Limit (dBuV/m)	Detector Type
1	*	2466.250	-3.242	116.689	113.447	N/A	N/A	PEAK
2		2483.500	-3.177	72.325	69.148	-4.822	73.970	PEAK
3		2483.917	-3.176	74.828	71.652	-2.318	73.970	PEAK

Engineer : Robin	
Site : AC-2 (3m Semi-Anechoic Chamber)	Time : 2008/11/14 - 12:00
Limit : FCC_SpartC_15.209_03M_AV	Margin : 0
EUT : Wireless-b/g/n 26dBm Network Mini PCI Adapter	Probe : BBHA9120D_496(1-18GHz) - VERTICAL
Power : AC 120V/60Hz	Note : Mode 2: Transmit by 802.11g (Chain 1X 010) at channel 2462MHz



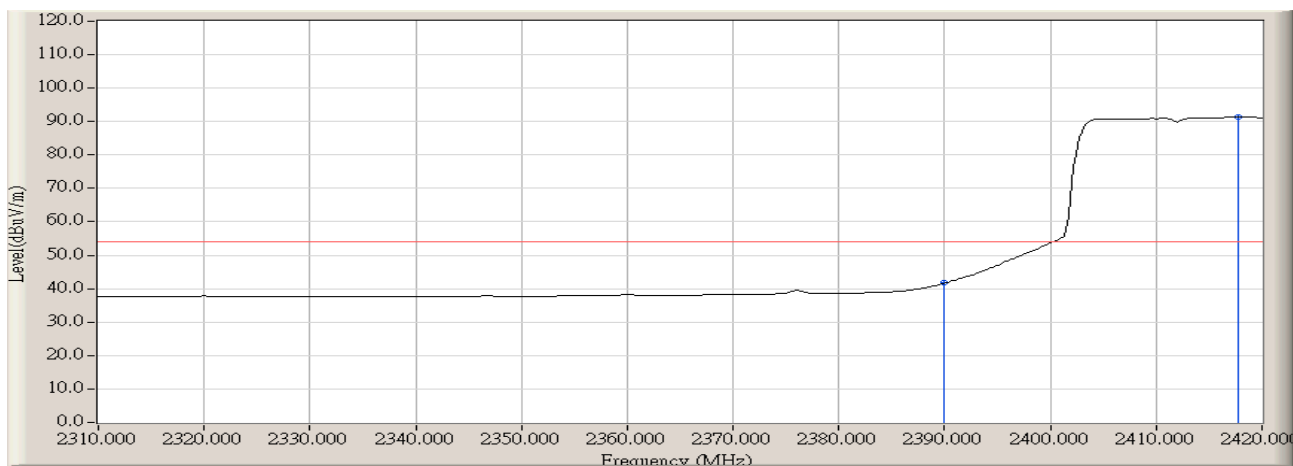
		Frequency (MHz)	Correct Factor (dB)	Reading Level (dBuV)	Measure Level (dBuV/m)	Margin (dB)	Limit (dBuV/m)	Detector Type
1	*	2455.917	-3.275	105.317	102.043	N/A	N/A	AVERAGE
2		2483.500	-3.177	54.520	51.343	-2.627	53.970	AVERAGE

Engineer : Robin	
Site : AC-2 (3m Semi-Anechoic Chamber)	Time : 2008/11/14 - 13:21
Limit : FCC_SpartC_15.209_03M_PK	Margin : 0
EUT : Wireless-b/g/n 26dBm Network Mini PCI Adapter	Probe : BBHA9120D_496(1-18GHz) - HORIZONTAL
Power : AC 120V/60Hz	Note : Mode 3: Transmit by 802.11n(20MHz) (Chain 1X 010) at channel 2412MHz



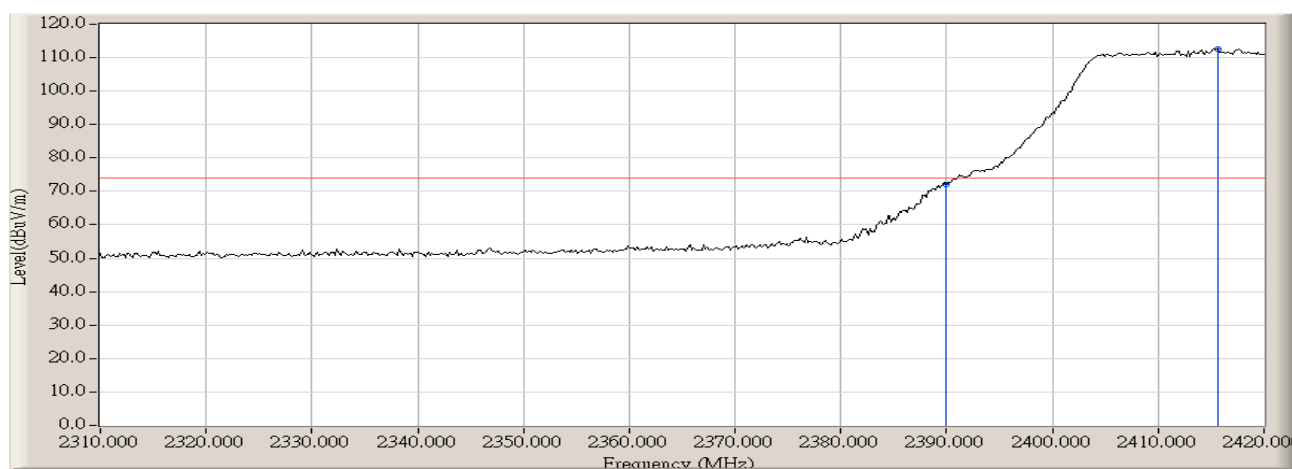
		Frequency (MHz)	Correct Factor (dB)	Reading Level (dBuV)	Measure Level (dBuV/m)	Margin (dB)	Limit (dBuV/m)	Detector Type
1		2389.200	-3.205	62.558	59.354	-14.616	73.970	PEAK
2		2390.000	-3.202	60.798	57.596	-16.374	73.970	PEAK
3	*	2415.233	-3.219	106.347	103.127	N/A	N/A	PEAK

Engineer : Robin	
Site : AC-2 (3m Semi-Anechoic Chamber)	Time : 2008/11/14 - 13:21
Limit : FCC_SpartC_15.209_03M_AV	Margin : 0
EUT : Wireless-b/g/n 26dBm Network Mini PCI Adapter	Probe : BBHA9120D_496(1-18GHz) - HORIZONTAL
Power : AC 120V/60Hz	Note : Mode 3: Transmit by 802.11n(20MHz) (Chain 1X 010) at channel 2412MHz



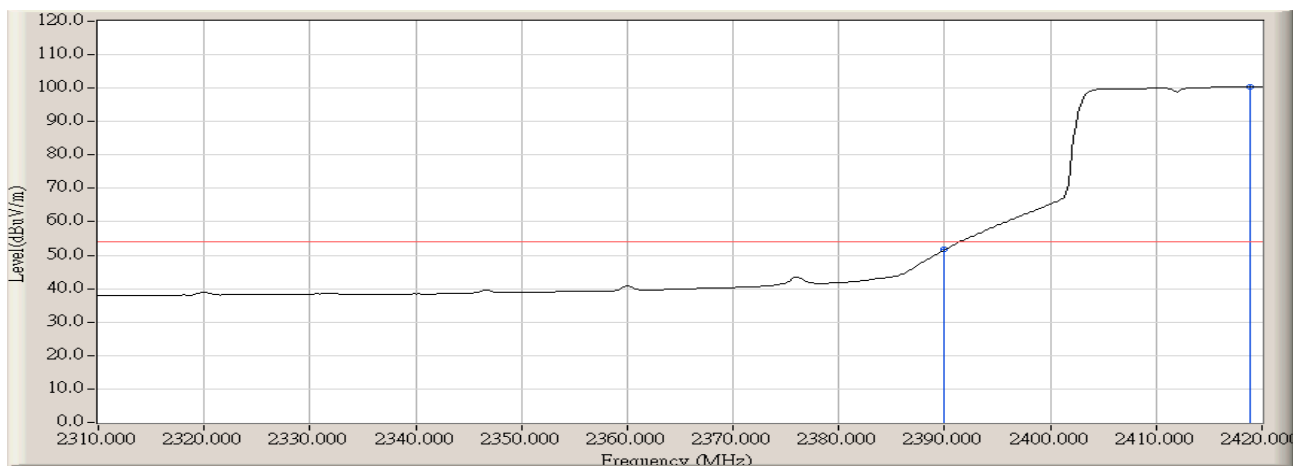
		Frequency (MHz)	Correct Factor (dB)	Reading Level (dBuV)	Measure Level (dBuV/m)	Margin (dB)	Limit (dBuV/m)	Detector Type
1		2390.000	-3.202	44.867	41.665	-12.305	53.970	AVERAGE
2	*	2417.800	-3.226	94.534	91.308	N/A	N/A	AVERAGE

Engineer : Robin	
Site : AC-2 (3m Semi-Anechoic Chamber)	Time : 2008/11/14 - 13:17
Limit : FCC_SpartC_15.209_03M_PK	Margin : 0
EUT : Wireless-b/g/n 26dBm Network Mini PCI Adapter	Probe : BBHA9120D_496(1-18GHz) - VERTICAL
Power : AC 120V/60Hz	Note : Mode 3: Transmit by 802.11n(20MHz) (Chain 1X 010) at channel 2412MHz



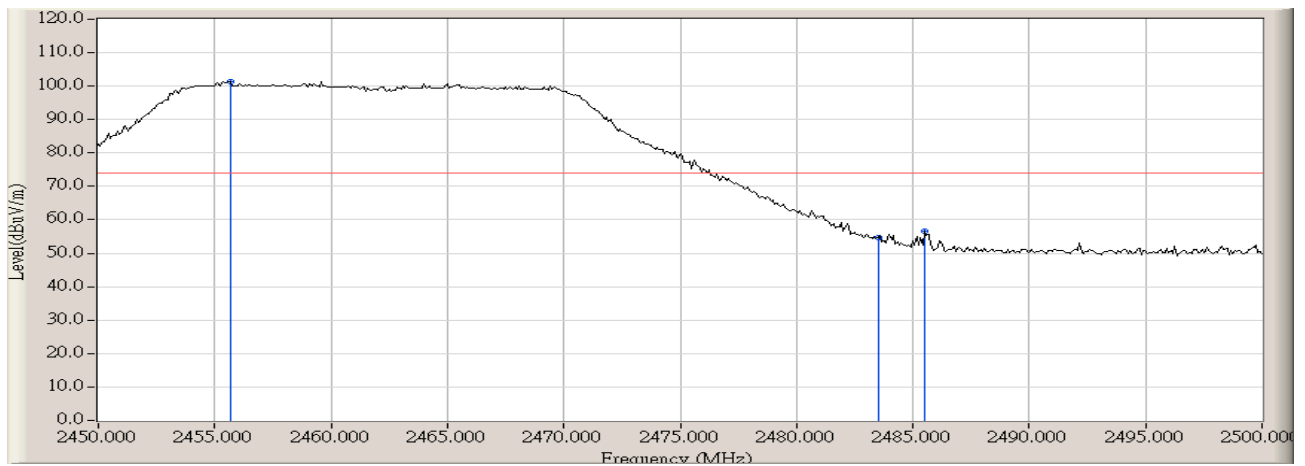
		Frequency (MHz)	Correct Factor (dB)	Reading Level (dBuV)	Measure Level (dBuV/m)	Margin (dB)	Limit (dBuV/m)	Detector Type
1		2390.000	-3.202	75.336	72.134	-1.836	73.970	PEAK
2	*	2415.600	-3.221	115.957	112.736	N/A	N/A	PEAK

Engineer : Robin	
Site : AC-2 (3m Semi-Anechoic Chamber)	Time : 2008/11/14 - 13:18
Limit : FCC_SpartC_15.209_03M_AV	Margin : 0
EUT : Wireless-b/g/n 26dBm Network Mini PCI Adapter	Probe : BBHA9120D_496(1-18GHz) - VERTICAL
Power : AC 120V/60Hz	Note : Mode 3: Transmit by 802.11n(20MHz) (Chain 1X 010) at channel 2412MHz



		Frequency (MHz)	Correct Factor (dB)	Reading Level (dBuV)	Measure Level (dBuV/m)	Margin (dB)	Limit (dBuV/m)	Detector Type
1		2390.000	-3.202	54.910	51.708	-2.262	53.970	AVERAGE
2	*	2418.900	-3.229	103.712	100.483	N/A	N/A	AVERAGE

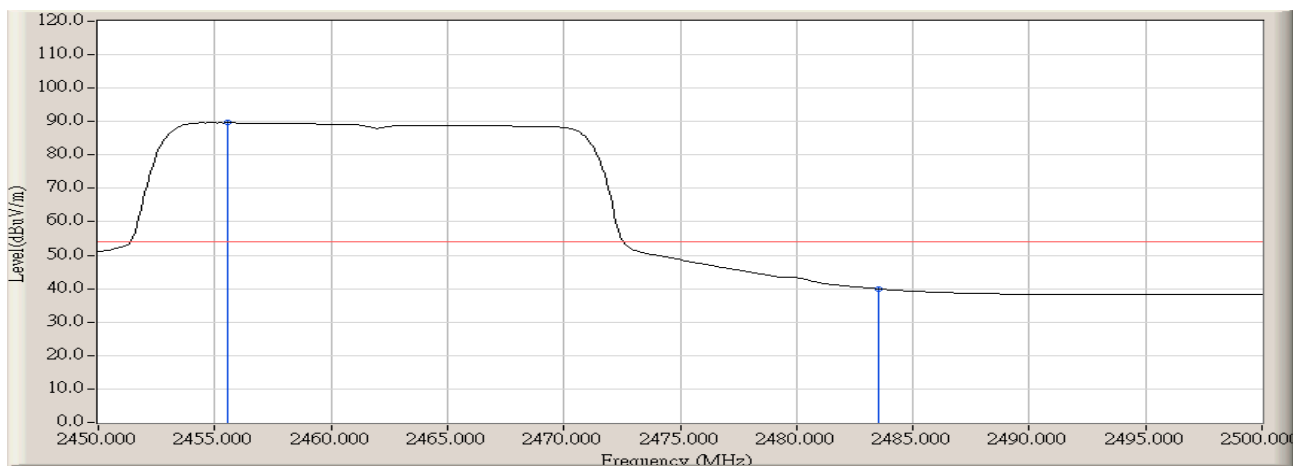
Engineer : Robin	
Site : AC-2 (3m Semi-Anechoic Chamber)	Time : 2008/11/14 - 13:26
Limit : FCC_SpartC_15.209_03M_PK	Margin : 0
EUT : Wireless-b/g/n 26dBm Network Mini PCI Adapter	Probe : BBHA9120D_496(1-18GHz) - HORIZONTAL
Power : AC 120V/60Hz	Note : Mode 3: Transmit by 802.11n(20MHz) (Chain 1X 010) at channel 2462MHz



		Frequency (MHz)	Correct Factor (dB)	Reading Level (dBuV)	Measure Level (dBuV/m)	Margin (dB)	Limit (dBuV/m)	Detector Type
1	*	2455.667	-3.275	104.522	101.247	N/A	N/A	PEAK
2		2483.500	-3.177	57.855	54.678	-19.292	73.970	PEAK
3		2485.500	-3.171	59.755	56.584	-17.386	73.970	PEAK

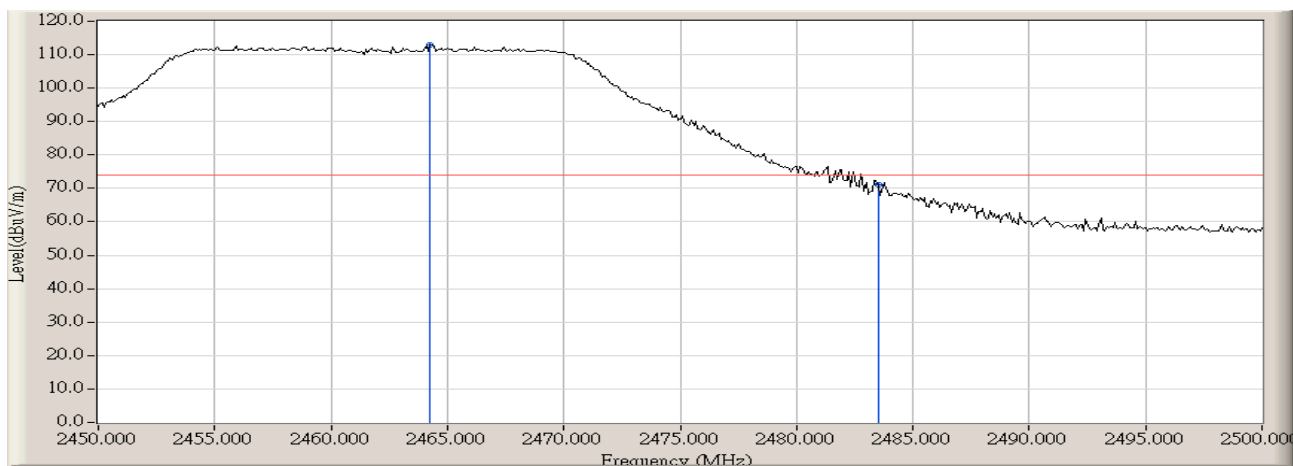


Engineer : Robin	
Site : AC-2 (3m Semi-Anechoic Chamber)	Time : 2008/11/14 - 13:26
Limit : FCC_SpartC_15.209_03M_AV	Margin : 0
EUT : Wireless-b/g/n 26dBm Network Mini PCI Adapter	Probe : BBHA9120D_496(1-18GHz) - HORIZONTAL
Power : AC 120V/60Hz	Note : Mode 3: Transmit by 802.11n(20MHz) (Chain 1X 010) at channel 2462MHz



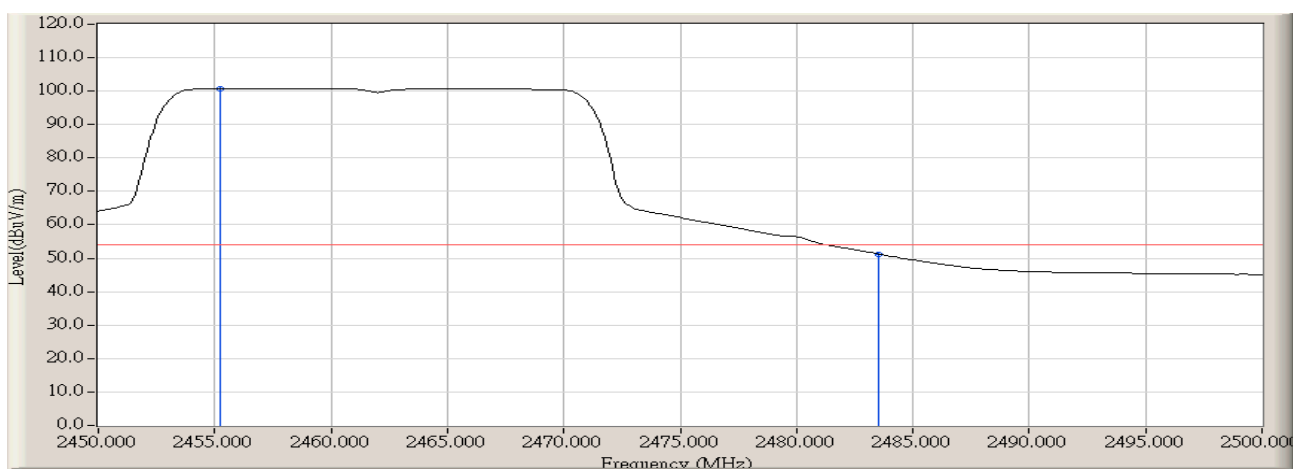
		Frequency (MHz)	Correct Factor (dB)	Reading Level (dBuV)	Measure Level (dBuV/m)	Margin (dB)	Limit (dBuV/m)	Detector Type
1	*	2455.583	-3.275	92.934	89.659	N/A	N/A	AVERAGE
2		2483.500	-3.177	43.162	39.985	-13.985	53.970	AVERAGE

Engineer : Robin	
Site : AC-2 (3m Semi-Anechoic Chamber)	Time : 2008/11/14 - 13:24
Limit : FCC_SpartC_15.209_03M_PK	Margin : 0
EUT : Wireless-b/g/n 26dBm Network Mini PCI Adapter	Probe : BBHA9120D_496(1-18GHz) - VERTICAL
Power : AC 120V/60Hz	Note : Mode 3: Transmit by 802.11n(20MHz) (Chain 1X 010) at channel 2462MHz



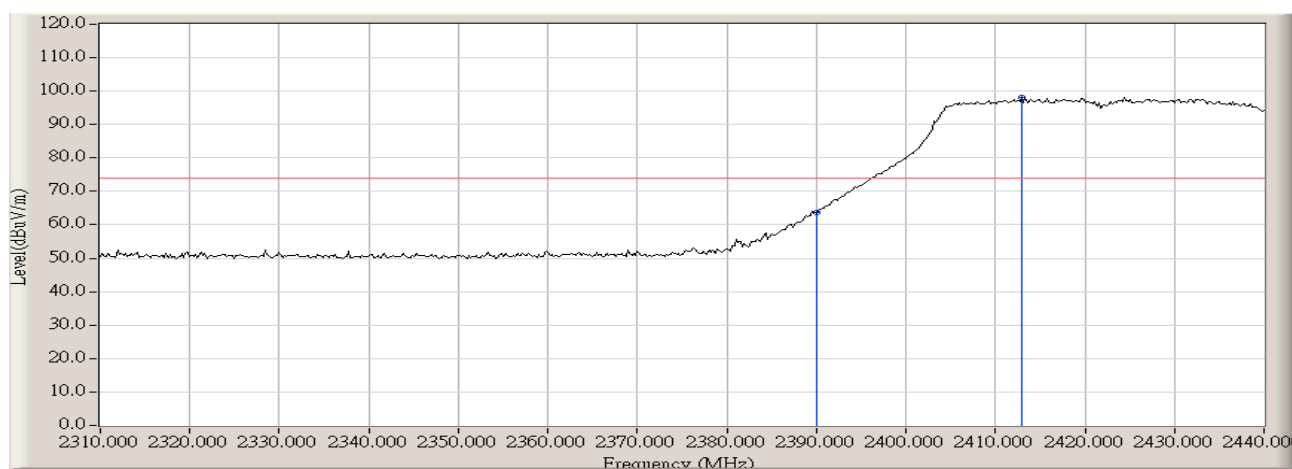
		Frequency (MHz)	Correct Factor (dB)	Reading Level (dBuV)	Measure Level (dBuV/m)	Margin (dB)	Limit (dBuV/m)	Detector Type
1	*	2464.250	-3.251	116.131	112.880	N/A	N/A	PEAK
2		2483.500	-3.177	74.300	71.123	-2.847	73.970	PEAK

Engineer : Robin	
Site : AC-2 (3m Semi-Anechoic Chamber)	Time : 2008/11/14 - 13:25
Limit : FCC_SpartC_15.209_03M_AV	Margin : 0
EUT : Wireless-b/g/n 26dBm Network Mini PCI Adapter	Probe : BBHA9120D_496(1-18GHz) - VERTICAL
Power : AC 120V/60Hz	Note : Mode 3: Transmit by 802.11n(20MHz) (Chain 1X 010) at channel 2462MHz



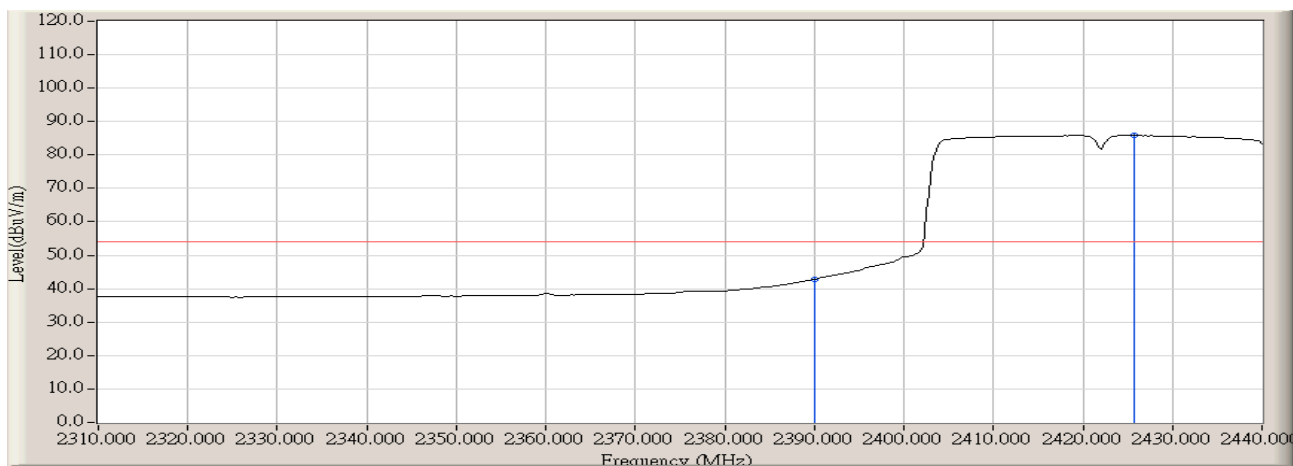
		Frequency (MHz)	Correct Factor (dB)	Reading Level (dBuV)	Measure Level (dBuV/m)	Margin (dB)	Limit (dBuV/m)	Detector Type
1	*	2455.250	-3.276	104.108	100.832	N/A	N/A	AVERAGE
2		2483.500	-3.177	54.444	51.267	-2.703	53.970	AVERAGE

Engineer : Robin	
Site : AC-2 (3m Semi-Anechoic Chamber)	Time : 2008/11/14 - 13:34
Limit : FCC_SpartC_15.209_03M_PK	Margin : 0
EUT : Wireless-b/g/n 26dBm Network Mini PCI Adapter	Probe : BBHA9120D_496(1-18GHz) - HORIZONTAL
Power : AC 120V/60Hz	Note : Mode 4: Transmit by 802.11n(40MHz) (Chain 1X 010) at channel 2422MHz



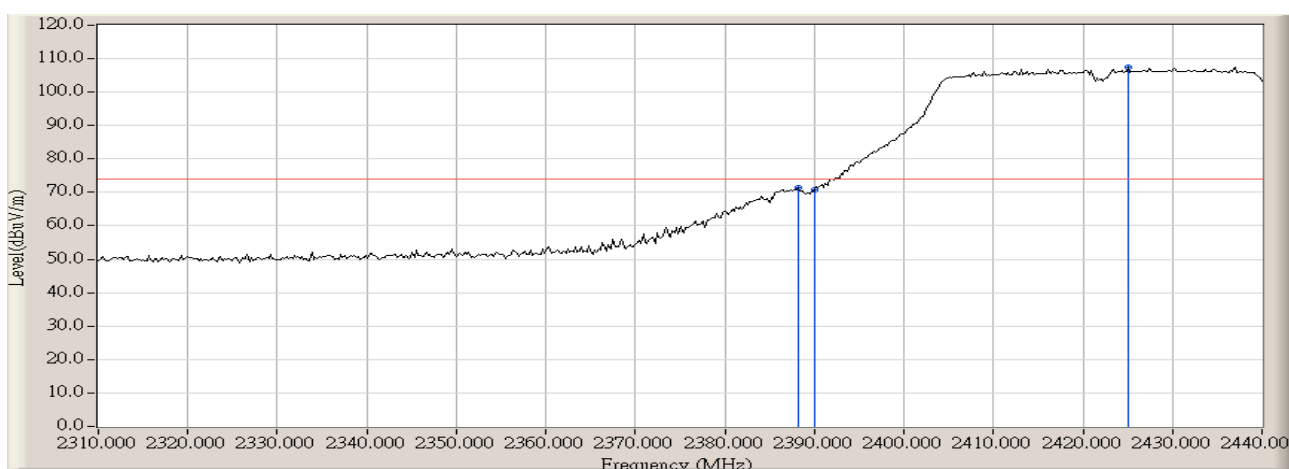
		Frequency (MHz)	Correct Factor (dB)	Reading Level (dBuV)	Measure Level (dBuV/m)	Margin (dB)	Limit (dBuV/m)	Detector Type
1		2390.000	-3.202	66.834	63.632	-10.338	73.970	PEAK
2	*	2412.917	-3.214	101.362	98.147	N/A	N/A	PEAK

Engineer : Robin	
Site : AC-2 (3m Semi-Anechoic Chamber)	Time : 2008/11/14 - 13:35
Limit : FCC_SpartC_15.209_03M_AV	Margin : 0
EUT : Wireless-b/g/n 26dBm Network Mini PCI Adapter	Probe : BBHA9120D_496(1-18GHz) - HORIZONTAL
Power : AC 120V/60Hz	Note : Mode 4: Transmit by 802.11n(40MHz) (Chain 1X 010) at channel 2422MHz



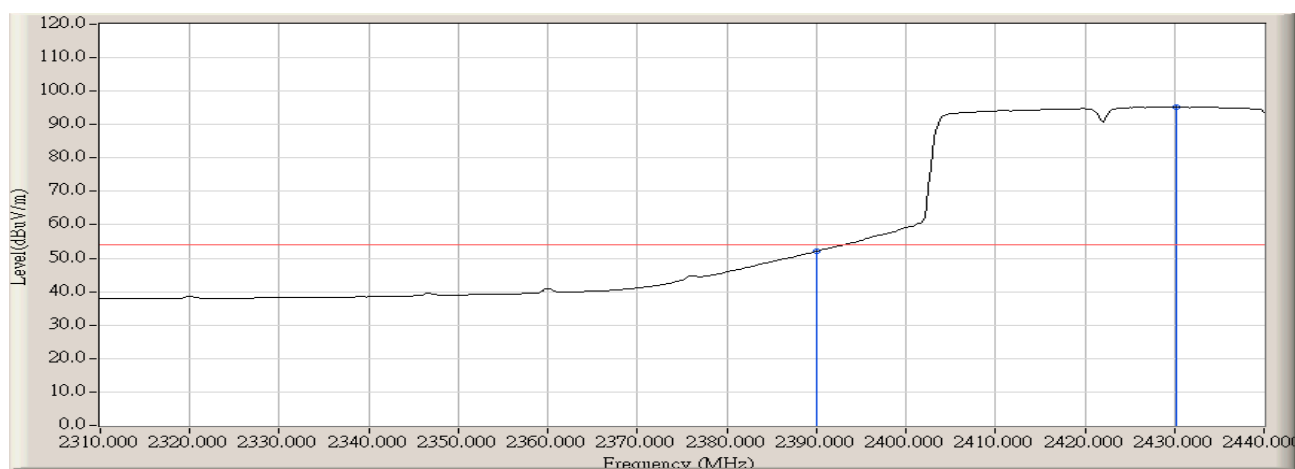
		Frequency (MHz)	Correct Factor (dB)	Reading Level (dBuV)	Measure Level (dBuV/m)	Margin (dB)	Limit (dBuV/m)	Detector Type
1		2390.000	-3.202	46.062	42.860	-11.110	53.970	AVERAGE
2	*	2425.700	-3.245	89.088	85.843	N/A	N/A	AVERAGE

Engineer : Robin	
Site : AC-2 (3m Semi-Anechoic Chamber)	Time : 2008/11/14 - 13:30
Limit : FCC_SpartC_15.209_03M_PK	Margin : 0
EUT : Wireless-b/g/n 26dBm Network Mini PCI Adapter	Probe : BBHA9120D_496(1-18GHz) - VERTICAL
Power : AC 120V/60Hz	Note : Mode 4: Transmit by 802.11n(40MHz) (Chain 1X010) at channel 2422MHz



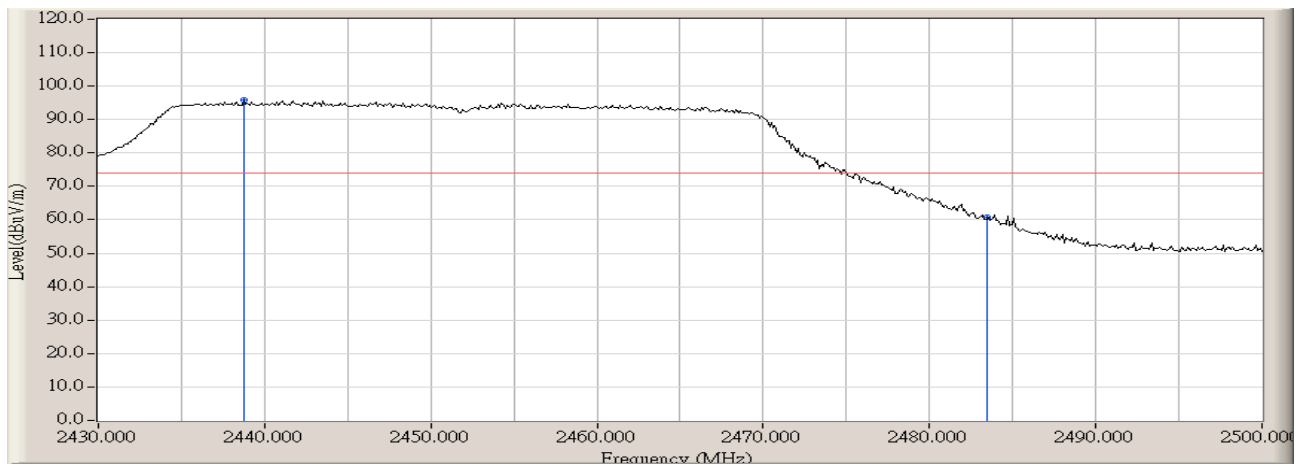
		Frequency (MHz)	Correct Factor (dB)	Reading Level (dBuV)	Measure Level (dBuV/m)	Margin (dB)	Limit (dBuV/m)	Detector Type
1		2388.217	-3.207	74.536	71.329	-2.641	73.970	PEAK
2		2390.000	-3.202	73.838	70.636	-3.334	73.970	PEAK
3	*	2425.050	-3.243	110.765	107.522	N/A	N/A	PEAK

Engineer : Robin	
Site : AC-2 (3m Semi-Anechoic Chamber)	Time : 2008/11/14 - 13:31
Limit : FCC_SpartC_15.209_03M_AV	Margin : 0
EUT : Wireless-b/g/n 26dBm Network Mini PCI Adapter	Probe : BBHA9120D_496(1-18GHz) - VERTICAL
Power : AC 120V/60Hz	Note : Mode 4: Transmit by 802.11n(40MHz) (Chain 1X 010) at channel 2422MHz



		Frequency (MHz)	Correct Factor (dB)	Reading Level (dBuV)	Measure Level (dBuV/m)	Margin (dB)	Limit (dBuV/m)	Detector Type
1		2390.000	-3.202	55.270	52.068	-1.902	53.970	AVERAGE
2	*	2430.250	-3.256	98.474	95.217	N/A	N/A	AVERAGE

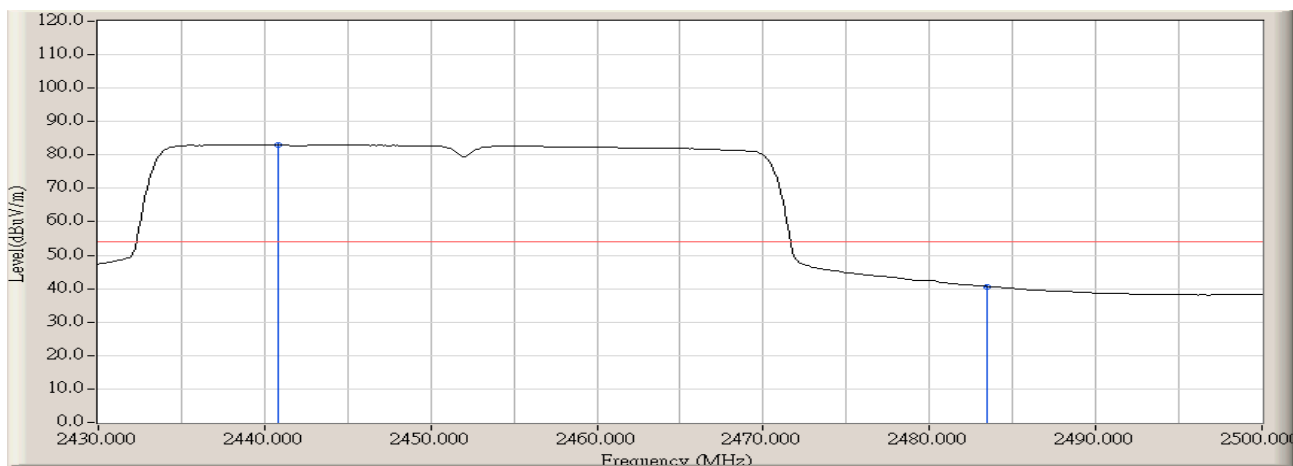
Engineer : Robin	
Site : AC-2 (3m Semi-Anechoic Chamber)	Time : 2008/11/14 - 13:41
Limit : FCC_SpartC_15.209_03M_PK	Margin : 0
EUT : Wireless-b/g/n 26dBm Network Mini PCI Adapter	Probe : BBHA9120D_496(1-18GHz) - HORIZONTAL
Power : AC 120V/60Hz	Note : Mode 4: Transmit by 802.11n(40MHz) (Chain 1X 010) at channel 2452MHz



		Frequency (MHz)	Correct Factor (dB)	Reading Level (dBuV)	Measure Level (dBuV/m)	Margin (dB)	Limit (dBuV/m)	Detector Type
1	*	2438.750	-3.281	99.147	95.865	N/A	N/A	PEAK
2		2483.500	-3.177	63.822	60.645	-13.325	73.970	PEAK

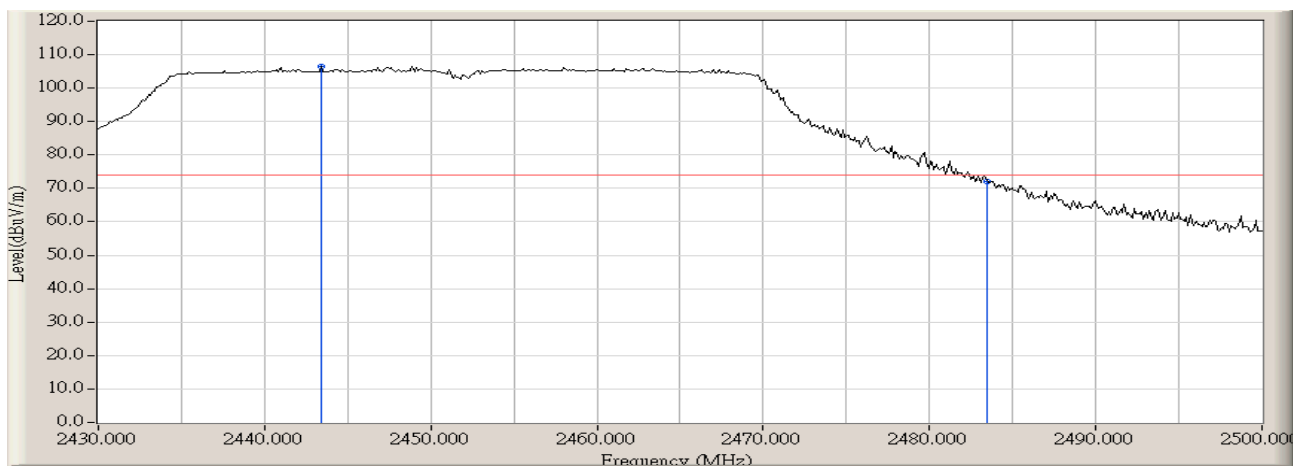


Engineer : Robin	
Site : AC-2 (3m Semi-Anechoic Chamber)	Time : 2008/11/14 - 13:42
Limit : FCC_SpartC_15.209_03M_AV	Margin : 0
EUT : Wireless-b/g/n 26dBm Network Mini PCI Adapter	Probe : BBHA9120D_496(1-18GHz) - HORIZONTAL
Power : AC 120V/60Hz	Note : Mode 4: Transmit by 802.11n(40MHz) (Chain 1X 010) at channel 2452MHz



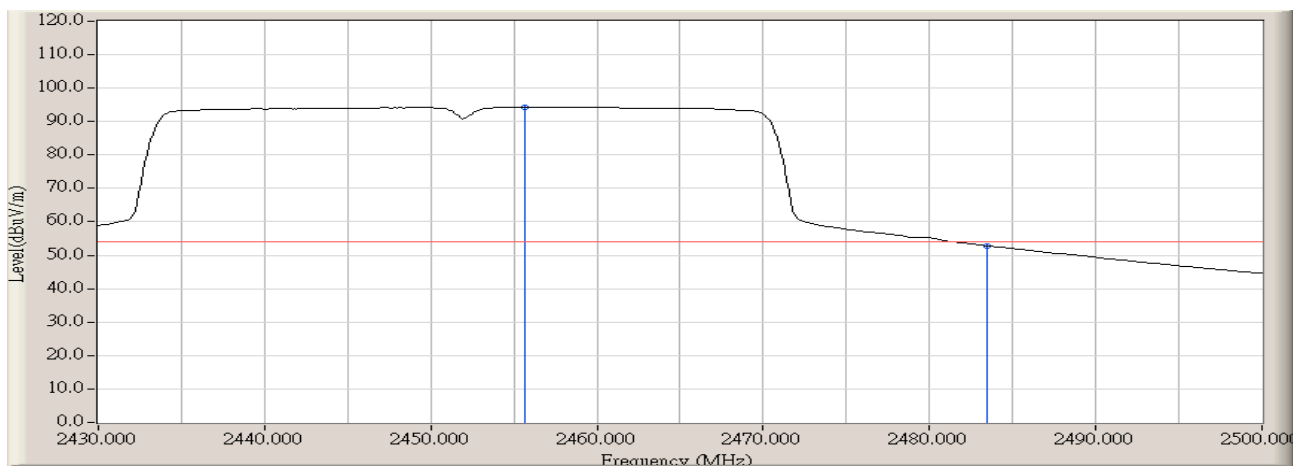
		Frequency (MHz)	Correct Factor (dB)	Reading Level (dBuV)	Measure Level (dBuV/m)	Margin (dB)	Limit (dBuV/m)	Detector Type
1	*	2440.850	-3.288	86.274	82.986	N/A	N/A	AVERAGE
2		2483.500	-3.177	43.827	40.650	-13.320	53.970	AVERAGE

Engineer : Robin	
Site : AC-2 (3m Semi-Anechoic Chamber)	Time : 2008/11/14 - 13:39
Limit : FCC_SpartC_15.209_03M_PK	Margin : 0
EUT : Wireless-b/g/n 26dBm Network Mini PCI Adapter	Probe : BBHA9120D_496(1-18GHz) - VERTICAL
Power : AC 120V/60Hz	Note : Mode 4: Transmit by 802.11n(40MHz) (Chain 1X 010) at channel 2452MHz



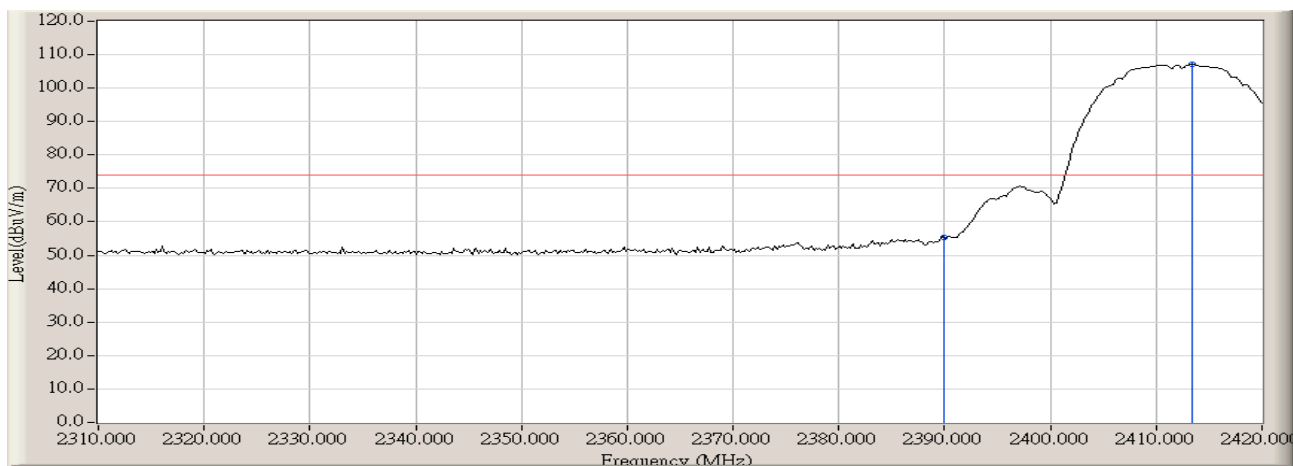
		Frequency (MHz)	Correct Factor (dB)	Reading Level (dBuV)	Measure Level (dBuV/m)	Margin (dB)	Limit (dBuV/m)	Detector Type
1	*	2443.417	-3.295	109.861	106.566	N/A	N/A	PEAK
2		2483.500	-3.177	75.204	72.027	-1.943	73.970	PEAK

Engineer : Robin	
Site : AC-2 (3m Semi-Anechoic Chamber)	Time : 2008/11/14 - 13:40
Limit : FCC_SpartC_15.209_03M_AV	Margin : 0
EUT : Wireless-b/g/n 26dBm Network Mini PCI Adapter	Probe : BBHA9120D_496(1-18GHz) - VERTICAL
Power : AC 120V/60Hz	Note : Mode 4: Transmit by 802.11n(40MHz) (Chain 1X 010) at channel 2452MHz



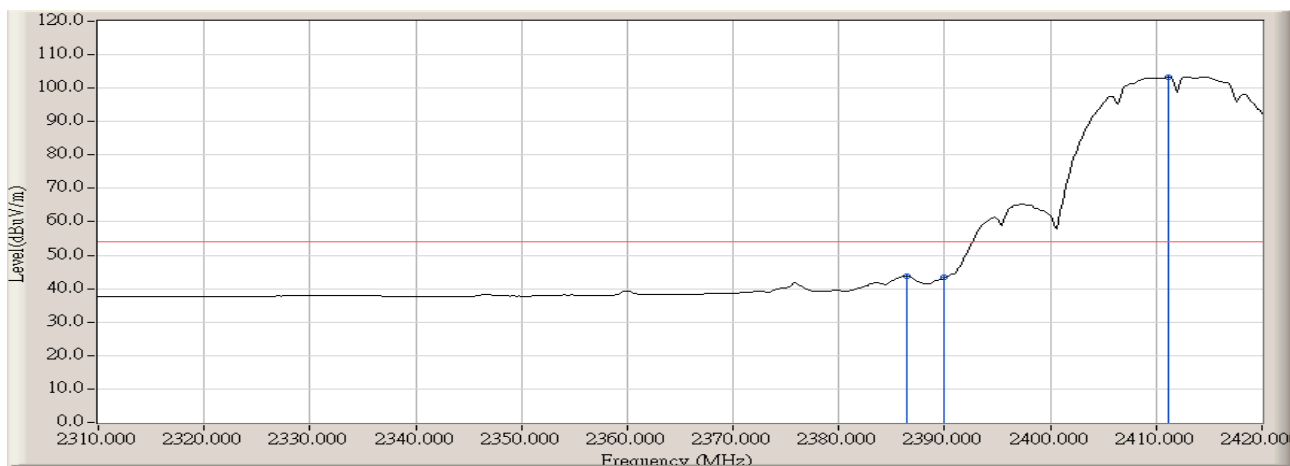
		Frequency (MHz)	Correct Factor (dB)	Reading Level (dBuV)	Measure Level (dBuV/m)	Margin (dB)	Limit (dBuV/m)	Detector Type
1	*	2455.667	-3.275	97.539	94.264	N/A	N/A	AVERAGE
2		2483.500	-3.177	56.014	52.837	-1.133	53.970	AVERAGE

Engineer : Robin	
Site : AC-2 (3m Semi-Anechoic Chamber)	Time : 2008/11/14 - 13:52
Limit : FCC_SpartC_15.209_03M_PK	Margin : 0
EUT : Wireless-b/g/n 26dBm Network Mini PCI Adapter	Probe : BBHA9120D_496(1-18GHz) - HORIZONTAL
Power : AC 120V/60Hz	Note : Mode 1: Transmit by 802.11b (Chain 1X 100) at channel 2412MHz



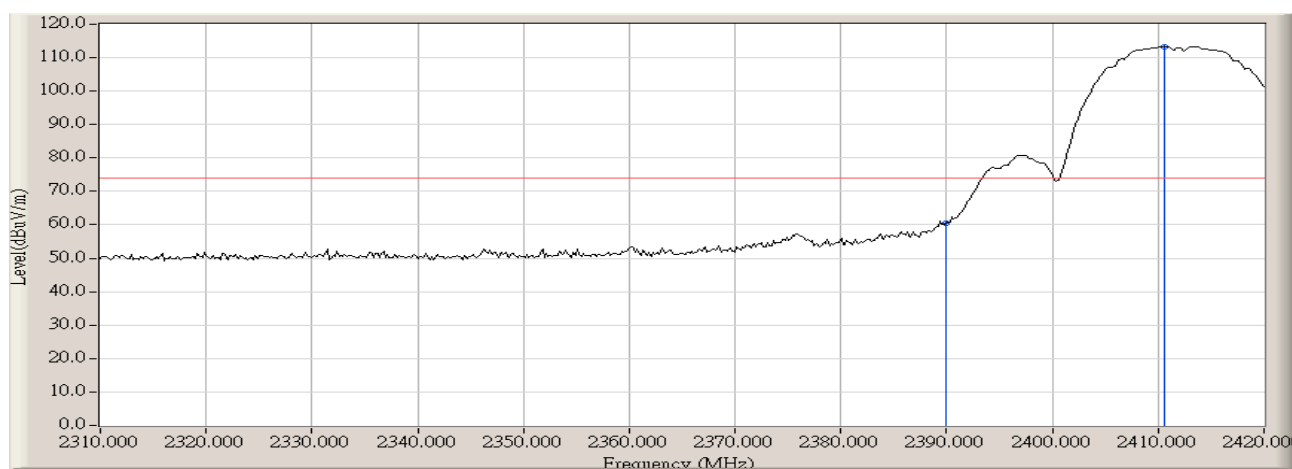
		Frequency (MHz)	Correct Factor (dB)	Reading Level (dBuV)	Measure Level (dBuV/m)	Margin (dB)	Limit (dBuV/m)	Detector Type
1		2390.000	-3.202	58.497	55.295	-18.675	73.970	PEAK
2	*	2413.400	-3.215	110.194	106.978	N/A	N/A	PEAK

Engineer : Robin	
Site : AC-2 (3m Semi-Anechoic Chamber)	Time : 2008/11/14 - 13:52
Limit : FCC_SpartC_15.209_03M_AV	Margin : 0
EUT : Wireless-b/g/n 26dBm Network Mini PCI Adapter	Probe : BBHA9120D_496(1-18GHz) - HORIZONTAL
Power : AC 120V/60Hz	Note : Mode 1: Transmit by 802.11b (Chain 1X 100) at channel 2412MHz



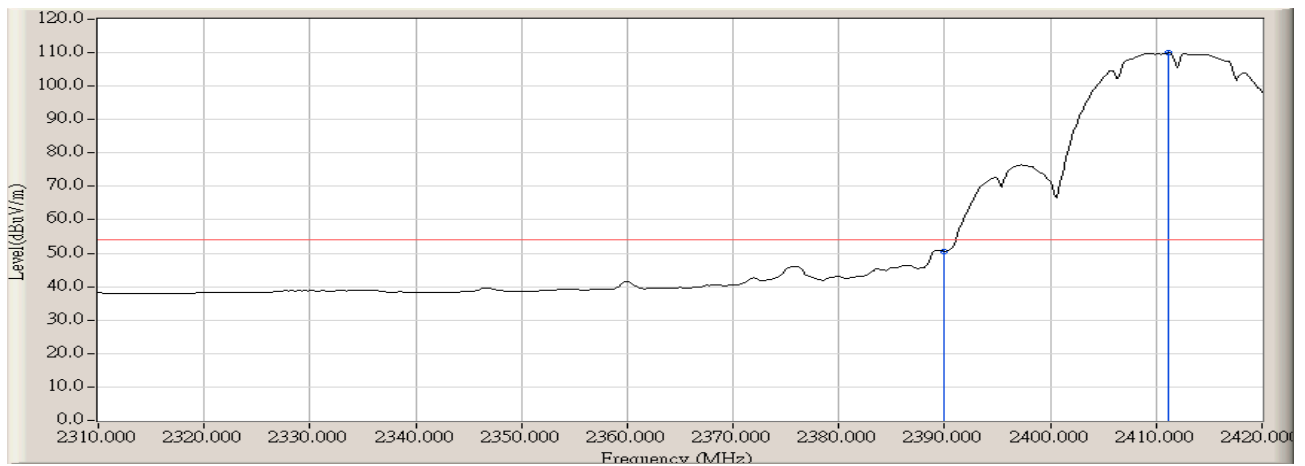
		Frequency (MHz)	Correct Factor (dB)	Reading Level (dBuV)	Measure Level (dBuV/m)	Margin (dB)	Limit (dBuV/m)	Detector Type
1		2386.450	-3.213	46.985	43.773	-10.197	53.970	AVERAGE
2		2390.000	-3.202	46.494	43.292	-10.678	53.970	AVERAGE
3	*	2411.200	-3.211	106.558	103.348	N/A	N/A	AVERAGE

Engineer : Robin	
Site : AC-2 (3m Semi-Anechoic Chamber)	Time : 2008/11/14 - 13:48
Limit : FCC_SpartC_15.209_03M_PK	Margin : 0
EUT : Wireless-b/g/n 26dBm Network Mini PCI Adapter	Probe : BBHA9120D_496(1-18GHz) - VERTICAL
Power : AC 120V/60Hz	Note : Mode 1: Transmit by 802.11b (Chain 1X 100) at channel 2412MHz



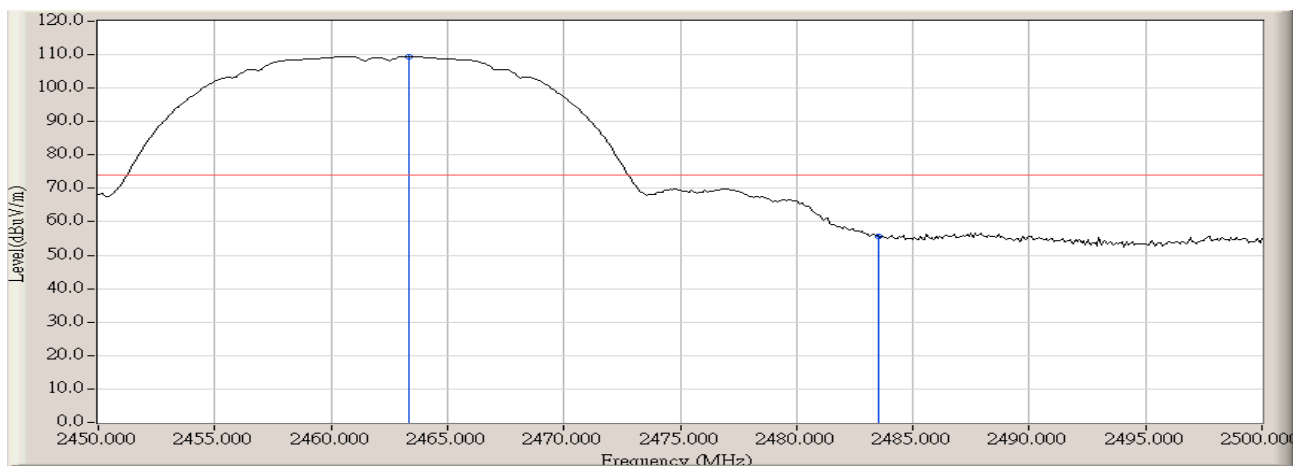
		Frequency (MHz)	Correct Factor (dB)	Reading Level (dBuV)	Measure Level (dBuV/m)	Margin (dB)	Limit (dBuV/m)	Detector Type
1		2390.000	-3.202	63.794	60.592	-13.378	73.970	PEAK
2	*	2410.650	-3.209	116.523	113.313	N/A	N/A	PEAK

Engineer : Robin	
Site : AC-2 (3m Semi-Anechoic Chamber)	Time : 2008/11/14 - 13:49
Limit : FCC_SpartC_15.209_03M_AV	Margin : 0
EUT : Wireless-b/g/n 26dBm Network Mini PCI Adapter	Probe : BBHA9120D_496(1-18GHz) - VERTICAL
Power : AC 120V/60Hz	Note : Mode 1: Transmit by 802.11b (Chain 1X 100) at channel 2412MHz



		Frequency (MHz)	Correct Factor (dB)	Reading Level (dBuV)	Measure Level (dBuV/m)	Margin (dB)	Limit (dBuV/m)	Detector Type
1		2390.000	-3.202	53.672	50.470	-3.500	53.970	AVERAGE
2	*	2411.200	-3.211	113.142	109.932	N/A	N/A	AVERAGE

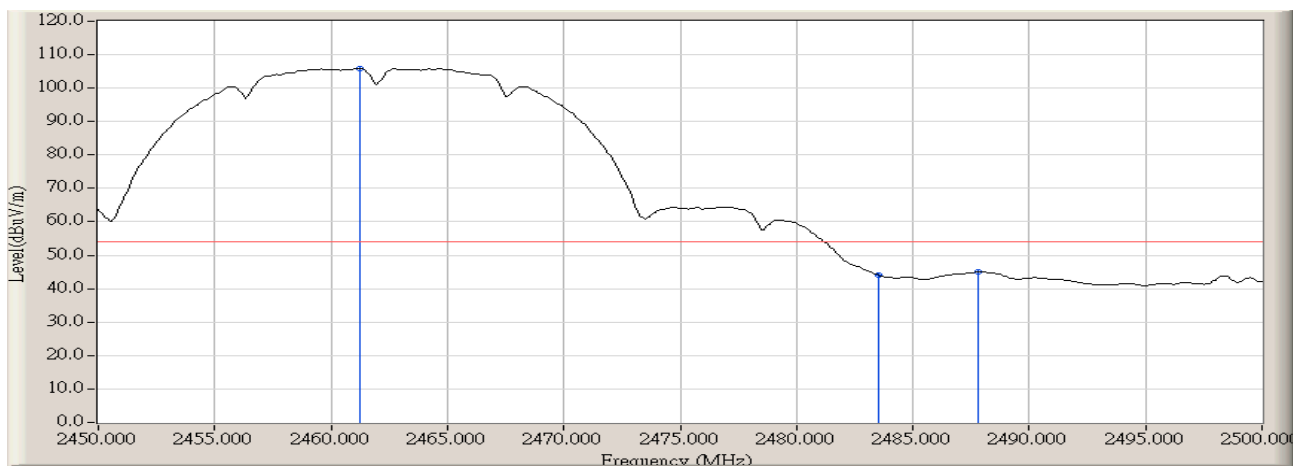
Engineer : Robin	
Site : AC-2 (3m Semi-Anechoic Chamber)	Time : 2008/11/14 - 14:22
Limit : FCC_SpartC_15.209_03M_PK	Margin : 0
EUT : Wireless-b/g/n 26dBm Network Mini PCI Adapter	Probe : BBHA9120D_496(1-18GHz) - HORIZONTAL
Power : AC 120V/60Hz	Note : Mode 1: Transmit by 802.11b (Chain 1X 100) at channel 2462MHz



		Frequency (MHz)	Correct Factor (dB)	Reading Level (dBuV)	Measure Level (dBuV/m)	Margin (dB)	Limit (dBuV/m)	Detector Type
1	*	2463.333	-3.255	112.682	109.427	N/A	N/A	PEAK
2		2483.500	-3.177	58.993	55.816	-18.154	73.970	PEAK

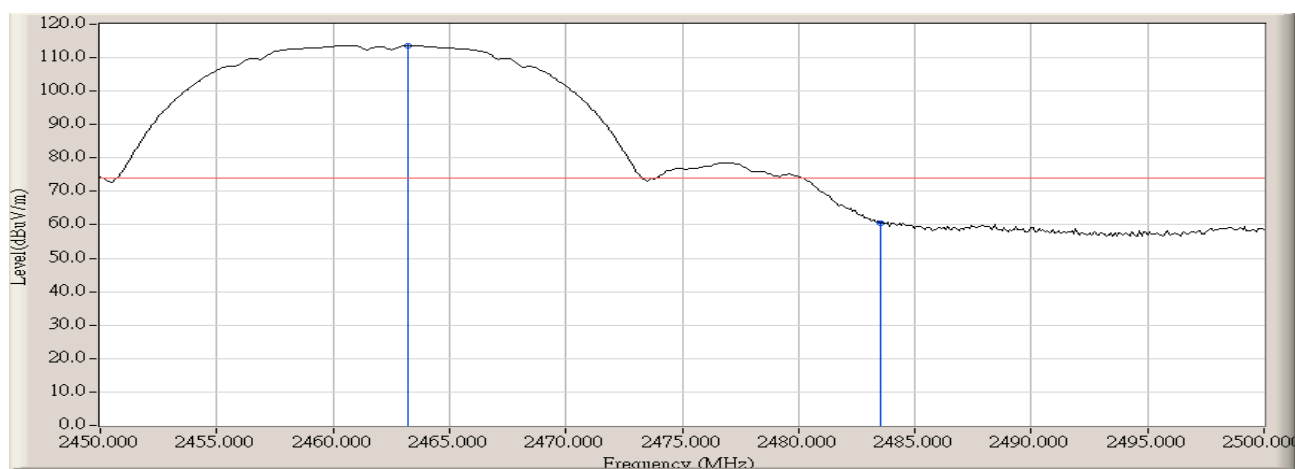


Engineer : Robin	
Site : AC-2 (3m Semi-Anechoic Chamber)	Time : 2008/11/14 - 14:23
Limit : FCC_SpartC_15.209_03M_AV	Margin : 0
EUT : Wireless-b/g/n 26dBm Network Mini PCI Adapter	Probe : BBHA9120D_496(1-18GHz) - HORIZONTAL
Power : AC 120V/60Hz	Note : Mode 1: Transmit by 802.11b (Chain 1X 100) at channel 2462MHz



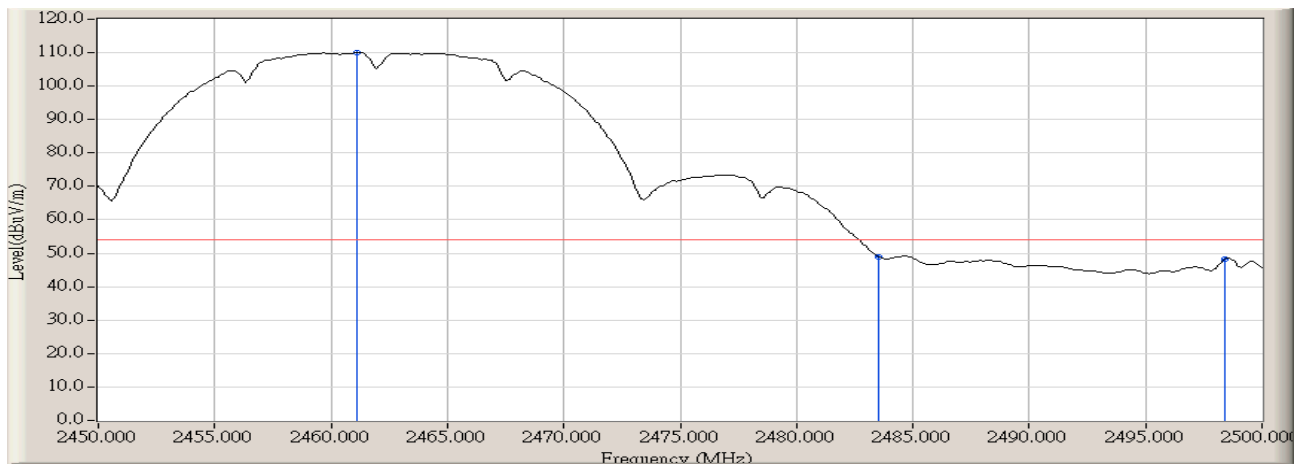
		Frequency (MHz)	Correct Factor (dB)	Reading Level (dBuV)	Measure Level (dBuV/m)	Margin (dB)	Limit (dBuV/m)	Detector Type
1	*	2461.250	-3.261	109.172	105.910	N/A	N/A	AVERAGE
2		2483.500	-3.177	47.252	44.075	-9.895	53.970	AVERAGE
3		2487.833	-3.164	48.109	44.945	-9.025	53.970	AVERAGE

Engineer : Robin	
Site : AC-2 (3m Semi-Anechoic Chamber)	Time : 2008/11/14 - 14:20
Limit : FCC_SpartC_15.209_03M_PK	Margin : 0
EUT : Wireless-b/g/n 26dBm Network Mini PCI Adapter	Probe : BBHA9120D_496(1-18GHz) - VERTICAL
Power : AC 120V/60Hz	Note : Mode 1: Transmit by 802.11b (Chain 1X 100) at channel 2462MHz



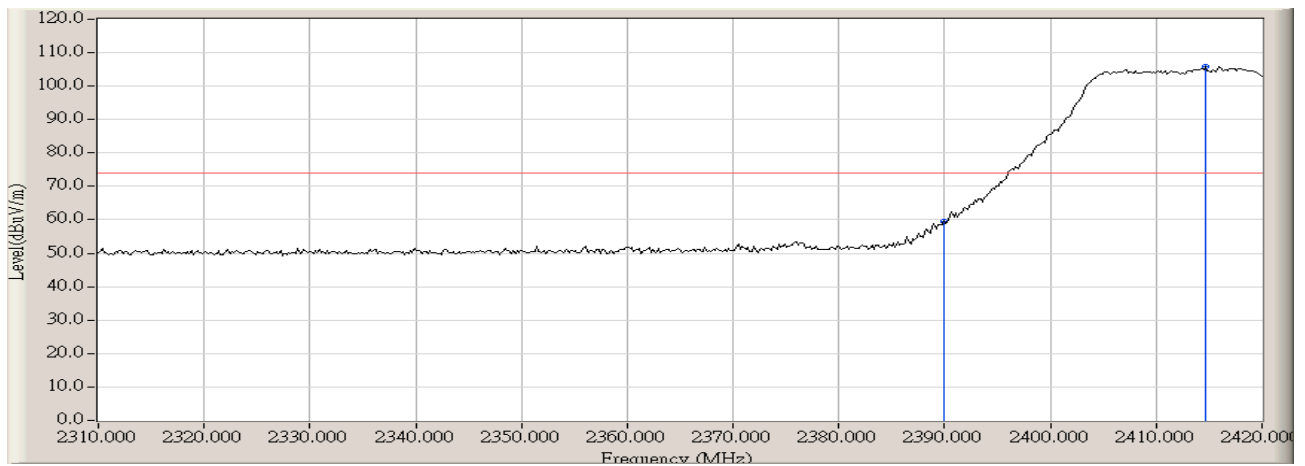
		Frequency (MHz)	Correct Factor (dB)	Reading Level (dBuV)	Measure Level (dBuV/m)	Margin (dB)	Limit (dBuV/m)	Detector Type
1	*	2463.250	-3.255	116.827	113.572	N/A	N/A	PEAK
2		2483.500	-3.177	63.753	60.576	-13.394	73.970	PEAK

Engineer : Robin	
Site : AC-2 (3m Semi-Anechoic Chamber)	Time : 2008/11/14 - 14:20
Limit : FCC_SpartC_15.209_03M_AV	Margin : 0
EUT : Wireless-b/g/n 26dBm Network Mini PCI Adapter	Probe : BBHA9120D_496(1-18GHz) - VERTICAL
Power : AC 120V/60Hz	Note : Mode 1: Transmit by 802.11b (Chain 1X 100) at channel 2462MHz



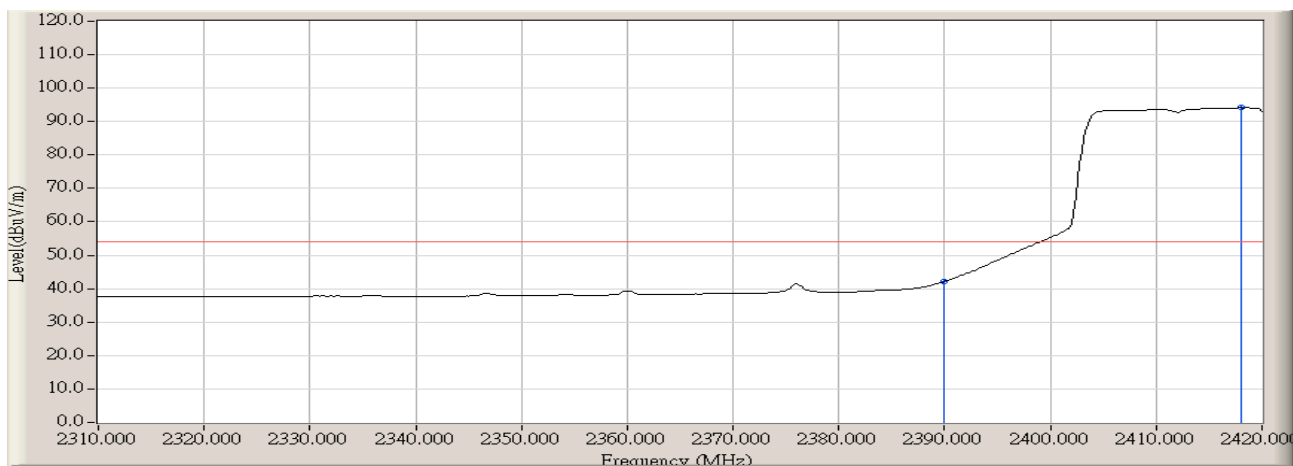
		Frequency (MHz)	Correct Factor (dB)	Reading Level (dBuV)	Measure Level (dBuV/m)	Margin (dB)	Limit (dBuV/m)	Detector Type
1	*	2461.083	-3.263	113.331	110.069	N/A	N/A	AVERAGE
2		2483.500	-3.177	52.220	49.043	-4.927	53.970	AVERAGE
3		2498.417	-3.137	51.417	48.280	-5.690	53.970	AVERAGE

Engineer : Robin	
Site : AC-2 (3m Semi-Anechoic Chamber)	Time : 2008/11/14 - 14:32
Limit : FCC_SpartC_15.209_03M_PK	Margin : 0
EUT : Wireless-b/g/n 26dBm Network Mini PCI Adapter	Probe : BBHA9120D_496(1-18GHz) - HORIZONTAL
Power : AC 120V/60Hz	Note : Mode 2: Transmit by 802.11g (Chain 1X 100) at channel 2412MHz



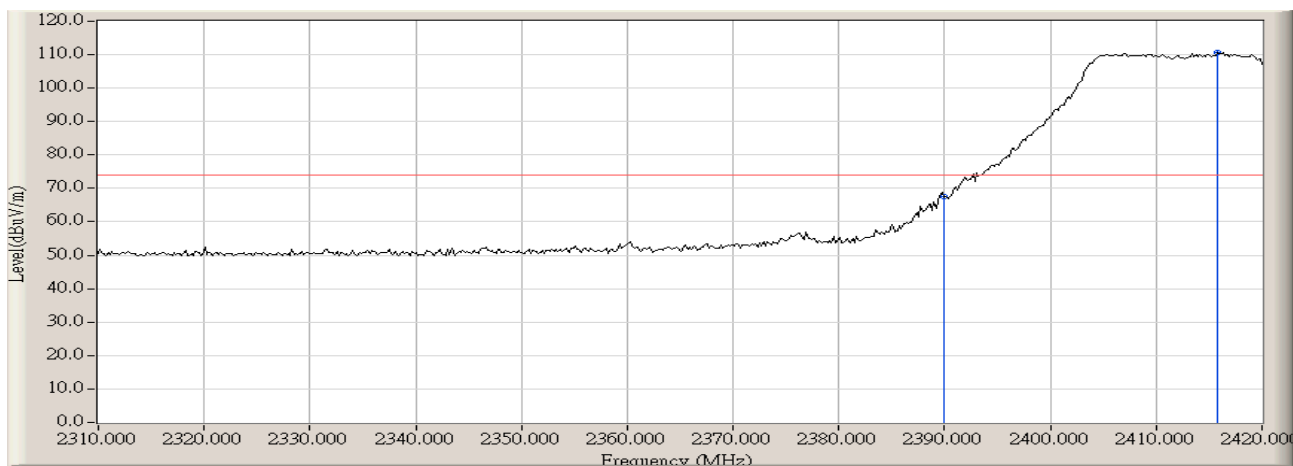
		Frequency (MHz)	Correct Factor (dB)	Reading Level (dBuV)	Measure Level (dBuV/m)	Margin (dB)	Limit (dBuV/m)	Detector Type
1		2390.000	-3.202	62.645	59.443	-14.527	73.970	PEAK
2	*	2414.683	-3.218	109.173	105.954	N/A	N/A	PEAK

Engineer : Robin	
Site : AC-2 (3m Semi-Anechoic Chamber)	Time : 2008/11/14 - 14:36
Limit : FCC_SpartC_15.209_03M_AV	Margin : 0
EUT : Wireless-b/g/n 26dBm Network Mini PCI Adapter	Probe : BBHA9120D_496(1-18GHz) - HORIZONTAL
Power : AC 120V/60Hz	Note : Mode 2: Transmit by 802.11g (Chain 1X 100) at channel 2412MHz



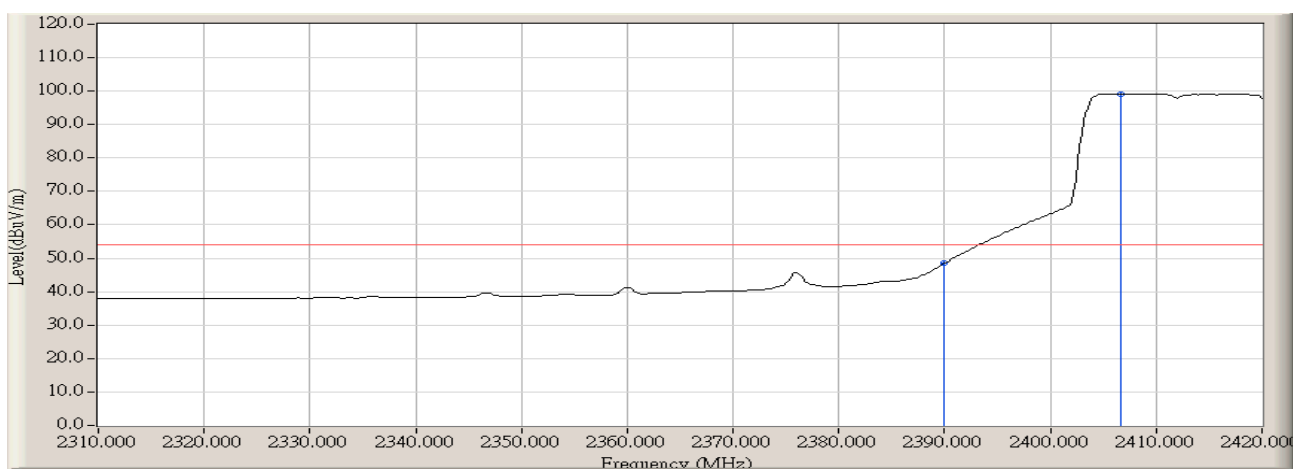
		Frequency (MHz)	Correct Factor (dB)	Reading Level (dBuV)	Measure Level (dBuV/m)	Margin (dB)	Limit (dBuV/m)	Detector Type
1		2390.000	-3.202	45.421	42.219	-11.751	53.970	AVERAGE
2	*	2417.983	-3.227	97.353	94.127	N/A	N/A	AVERAGE

Engineer : Robin	
Site : AC-2 (3m Semi-Anechoic Chamber)	Time : 2008/11/14 - 14:29
Limit : FCC_SpartC_15.209_03M_PK	Margin : 0
EUT : Wireless-b/g/n 26dBm Network Mini PCI Adapter	Probe : BBHA9120D_496(1-18GHz) - VERTICAL
Power : AC 120V/60Hz	Note : Mode 2: Transmit by 802.11g (Chain 1X 100) at channel 2412MHz



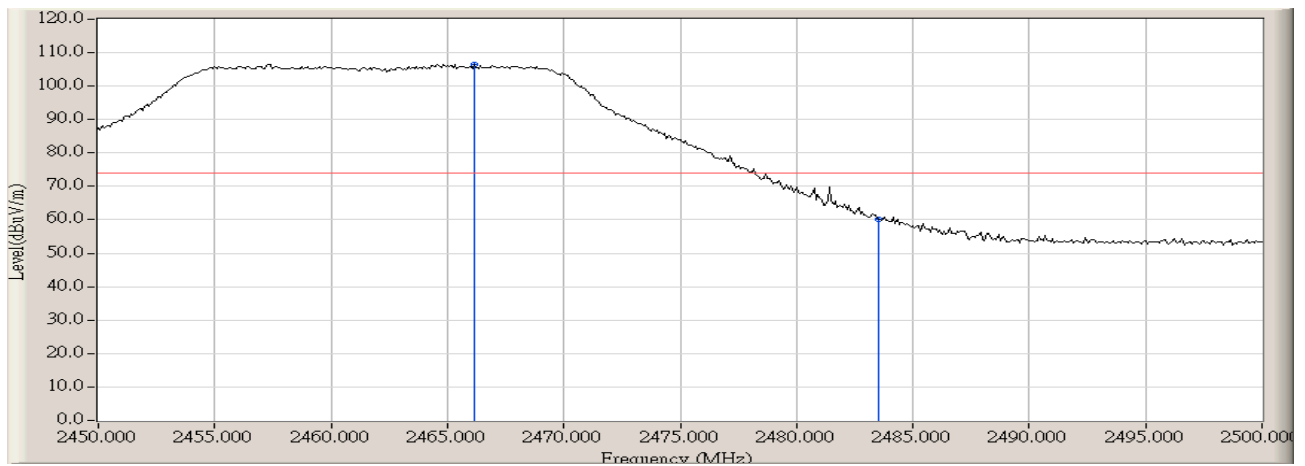
		Frequency (MHz)	Correct Factor (dB)	Reading Level (dBuV)	Measure Level (dBuV/m)	Margin (dB)	Limit (dBuV/m)	Detector Type
1		2390.000	-3.202	70.635	67.433	-6.537	73.970	PEAK
2	*	2415.783	-3.222	114.025	110.804	N/A	N/A	PEAK

Engineer : Robin	
Site : AC-2 (3m Semi-Anechoic Chamber)	Time : 2008/11/14 - 14:31
Limit : FCC_SpartC_15.209_03M_AV	Margin : 0
EUT : Wireless-b/g/n 26dBm Network Mini PCI Adapter	Probe : BBHA9120D_496(1-18GHz) - VERTICAL
Power : AC 120V/60Hz	Note : Mode 2: Transmit by 802.11g (Chain 1X 100) at channel 2412MHz



		Frequency (MHz)	Correct Factor (dB)	Reading Level (dBuV)	Measure Level (dBuV/m)	Margin (dB)	Limit (dBuV/m)	Detector Type
1		2390.000	-3.202	51.755	48.553	-5.417	53.970	AVERAGE
2	*	2406.617	-3.204	102.389	99.184	N/A	N/A	AVERAGE

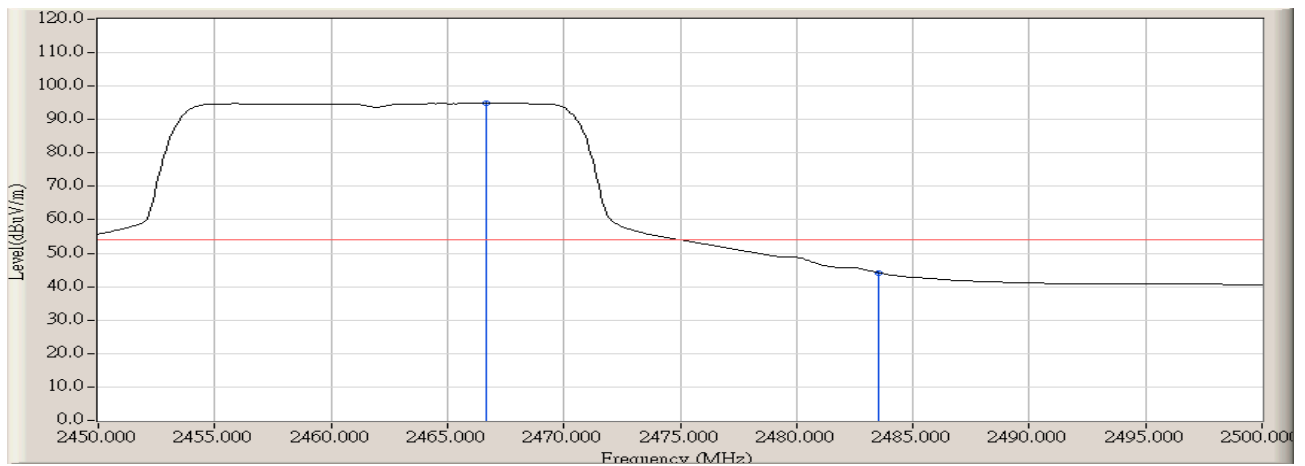
Engineer : Robin	
Site : AC-2 (3m Semi-Anechoic Chamber)	Time : 2008/11/14 - 14:40
Limit : FCC_SpartC_15.209_03M_PK	Margin : 0
EUT : Wireless-b/g/n 26dBm Network Mini PCI Adapter	Probe : BBHA9120D_496(1-18GHz) - HORIZONTAL
Power : AC 120V/60Hz	Note : Mode 2: Transmit by 802.11g (Chain 1X 100) at channel 2462MHz



		Frequency (MHz)	Correct Factor (dB)	Reading Level (dBuV)	Measure Level (dBuV/m)	Margin (dB)	Limit (dBuV/m)	Detector Type
1	*	2466.167	-3.243	109.788	106.545	N/A	N/A	PEAK
2		2483.500	-3.177	63.349	60.172	-13.798	73.970	PEAK

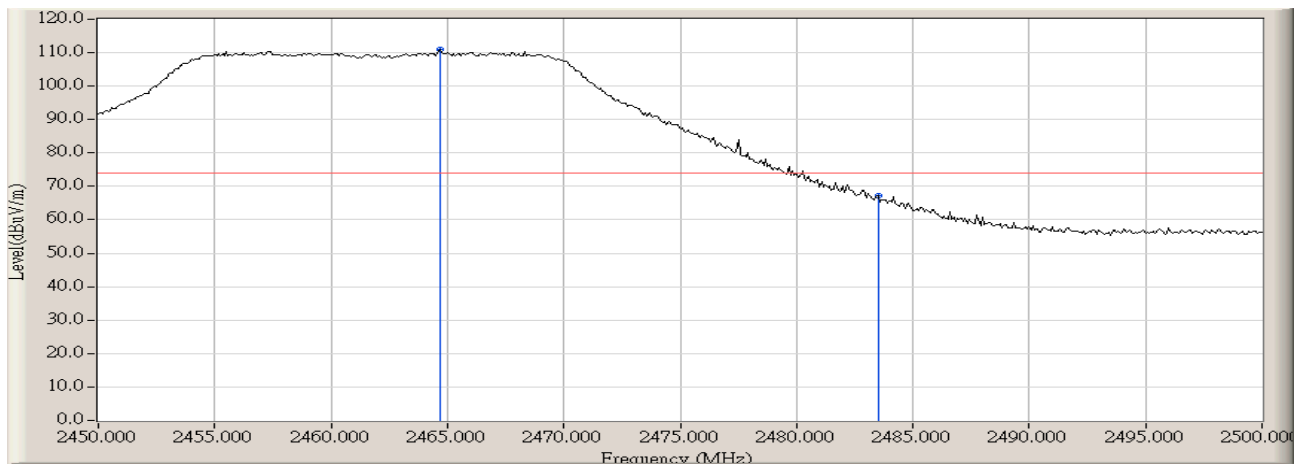


Engineer : Robin	
Site : AC-2 (3m Semi-Anechoic Chamber)	Time : 2008/11/14 - 14:41
Limit : FCC_SpartC_15.209_03M_AV	Margin : 0
EUT : Wireless-b/g/n 26dBm Network Mini PCI Adapter	Probe : BBHA9120D_496(1-18GHz) - HORIZONTAL
Power : AC 120V/60Hz	Note : Mode 2: Transmit by 802.11g (Chain 1X 100) at channel 2462MHz



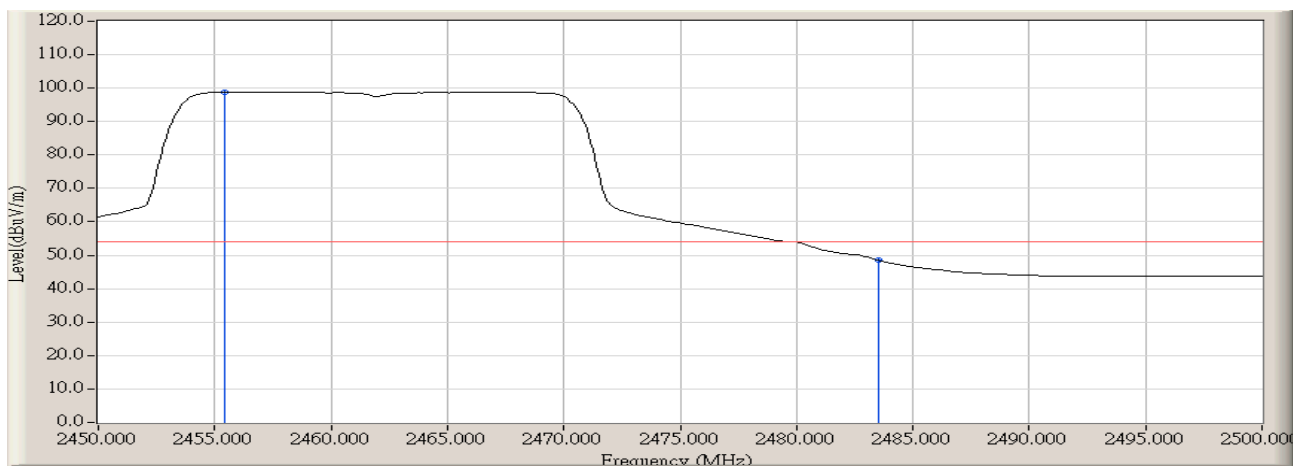
		Frequency (MHz)	Correct Factor (dB)	Reading Level (dBuV)	Measure Level (dBuV/m)	Margin (dB)	Limit (dBuV/m)	Detector Type
1	*	2466.667	-3.241	98.117	94.876	N/A	N/A	AVERAGE
2		2483.500	-3.177	47.366	44.189	-9.781	53.970	AVERAGE

Engineer : Robin	
Site : AC-2 (3m Semi-Anechoic Chamber)	Time : 2008/11/14 - 14:38
Limit : FCC_SpartC_15.209_03M_PK	Margin : 0
EUT : Wireless-b/g/n 26dBm Network Mini PCI Adapter	Probe : BBHA9120D_496(1-18GHz) - VERTICAL
Power : AC 120V/60Hz	Note : Mode 2: Transmit by 802.11g (Chain 1X 100) at channel 2462MHz



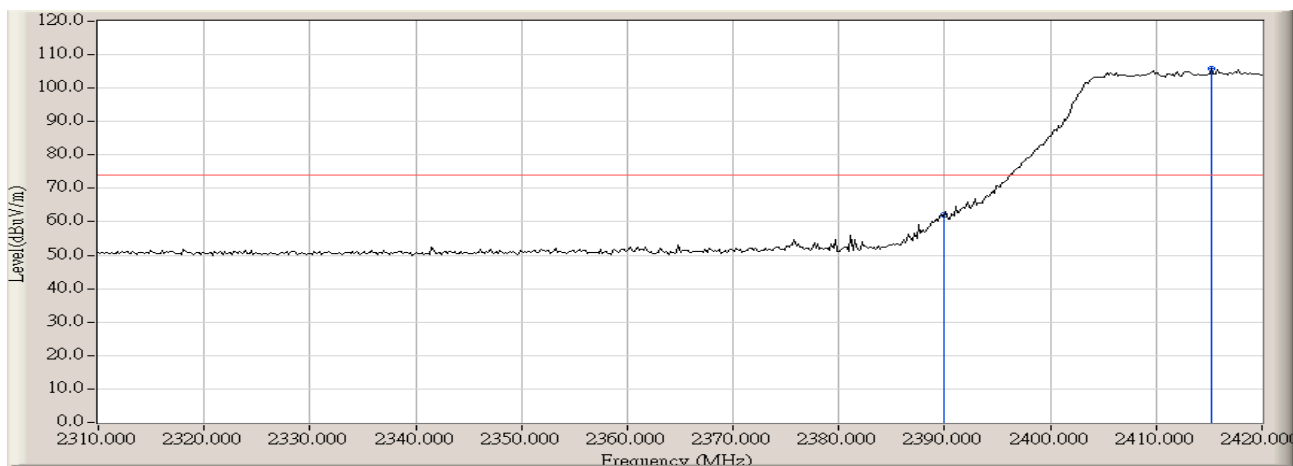
		Frequency (MHz)	Correct Factor (dB)	Reading Level (dBuV)	Measure Level (dBuV/m)	Margin (dB)	Limit (dBuV/m)	Detector Type
1	*	2464.667	-3.249	114.120	110.871	N/A	N/A	PEAK
2		2483.500	-3.177	70.369	67.192	-6.778	73.970	PEAK

Engineer : Robin	
Site : AC-2 (3m Semi-Anechoic Chamber)	Time : 2008/11/14 - 14:38
Limit : FCC_SpartC_15.209_03M_AV	Margin : 0
EUT : Wireless-b/g/n 26dBm Network Mini PCI Adapter	Probe : BBHA9120D_496(1-18GHz) - VERTICAL
Power : AC 120V/60Hz	Note : Mode 2: Transmit by 802.11g (Chain 1X 100) at channel 2462MHz



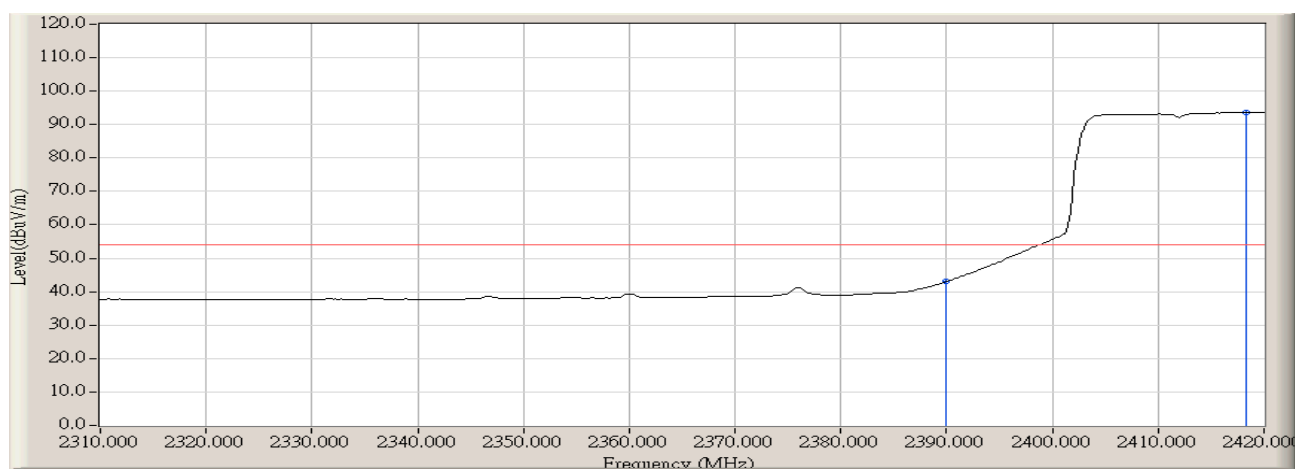
		Frequency (MHz)	Correct Factor (dB)	Reading Level (dBuV)	Measure Level (dBuV/m)	Margin (dB)	Limit (dBuV/m)	Detector Type
1	*	2455.417	-3.276	102.043	98.768	N/A	N/A	AVERAGE
2		2483.500	-3.177	51.731	48.554	-5.416	53.970	AVERAGE

Engineer : Robin	
Site : AC-2 (3m Semi-Anechoic Chamber)	Time : 2008/11/14 - 14:47
Limit : FCC_SpartC_15.209_03M_PK	Margin : 0
EUT : Wireless-b/g/n 26dBm Network Mini PCI Adapter	Probe : BBHA9120D_496(1-18GHz) - HORIZONTAL
Power : AC 120V/60Hz	Note : Mode 3: Transmit by 802.11n(20MHz) (Chain 1X 100) at channel 2412MHz



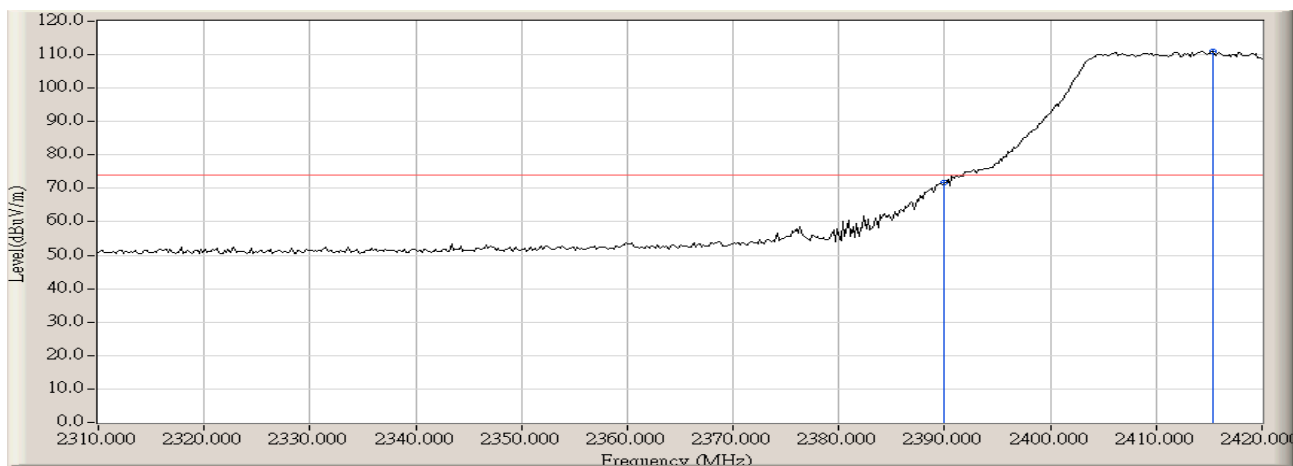
		Frequency (MHz)	Correct Factor (dB)	Reading Level (dBuV)	Measure Level (dBuV/m)	Margin (dB)	Limit (dBuV/m)	Detector Type
1		2390.000	-3.202	65.236	62.034	-11.936	73.970	PEAK
2	*	2415.233	-3.219	108.989	105.769	N/A	N/A	PEAK

Engineer : Robin	
Site : AC-2 (3m Semi-Anechoic Chamber)	Time : 2008/11/14 - 14:47
Limit : FCC_SpartC_15.209_03M_AV	Margin : 0
EUT : Wireless-b/g/n 26dBm Network Mini PCI Adapter	Probe : BBHA9120D_496(1-18GHz) - HORIZONTAL
Power : AC 120V/60Hz	Note : Mode 3: Transmit by 802.11n(20MHz) (Chain 1X 100) at channel 2412MHz



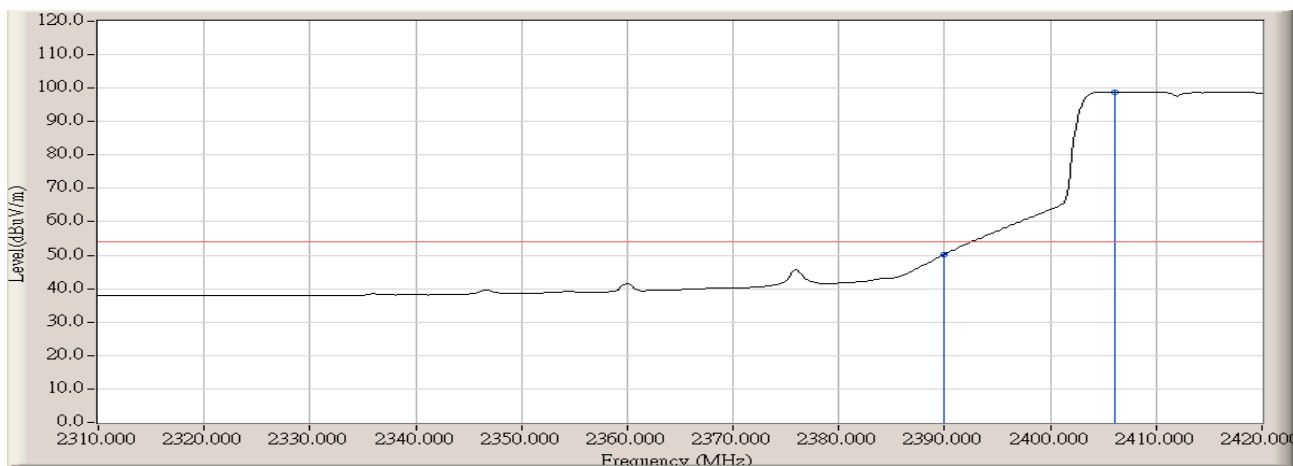
		Frequency (MHz)	Correct Factor (dB)	Reading Level (dBuV)	Measure Level (dBuV/m)	Margin (dB)	Limit (dBuV/m)	Detector Type
1		2390.000	-3.202	46.297	43.095	-10.875	53.970	AVERAGE
2	*	2418.350	-3.227	96.901	93.674	N/A	N/A	AVERAGE

Engineer : Robin	
Site : AC-2 (3m Semi-Anechoic Chamber)	Time : 2008/11/14 - 14:44
Limit : FCC_SpartC_15.209_03M_PK	Margin : 0
EUT : Wireless-b/g/n 26dBm Network Mini PCI Adapter	Probe : BBHA9120D_496(1-18GHz) - VERTICAL
Power : AC 120V/60Hz	Note : Mode 3: Transmit by 802.11n(20MHz) (Chain 1X 100) at channel 2412MHz



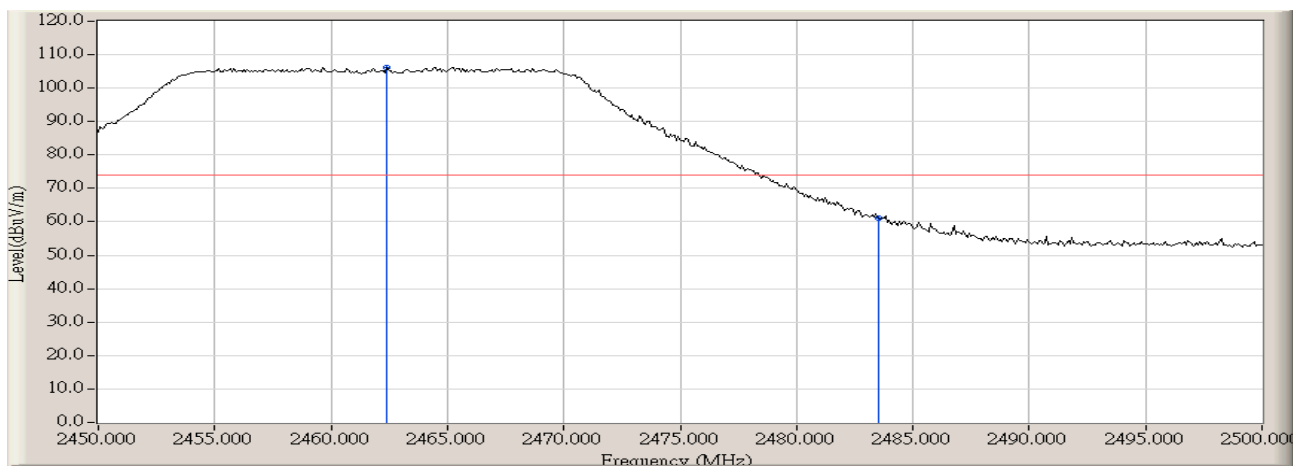
		Frequency (MHz)	Correct Factor (dB)	Reading Level (dBuV)	Measure Level (dBuV/m)	Margin (dB)	Limit (dBuV/m)	Detector Type
1		2390.000	-3.202	74.854	71.652	-2.318	73.970	PEAK
2	*	2415.417	-3.221	114.255	111.035	N/A	N/A	PEAK

Engineer : Robin	
Site : AC-2 (3m Semi-Anechoic Chamber)	Time : 2008/11/14 - 14:45
Limit : FCC_SpartC_15.209_03M_AV	Margin : 0
EUT : Wireless-b/g/n 26dBm Network Mini PCI Adapter	Probe : BBHA9120D_496(1-18GHz) - VERTICAL
Power : AC 120V/60Hz	Note : Mode 3: Transmit by 802.11n(20MHz) (Chain 1X 100) at channel 2412MHz



		Frequency (MHz)	Correct Factor (dB)	Reading Level (dBuV)	Measure Level (dBuV/m)	Margin (dB)	Limit (dBuV/m)	Detector Type
1		2390.000	-3.202	53.525	50.323	-3.647	53.970	AVERAGE
2	*	2406.067	-3.204	102.100	98.896	N/A	N/A	AVERAGE

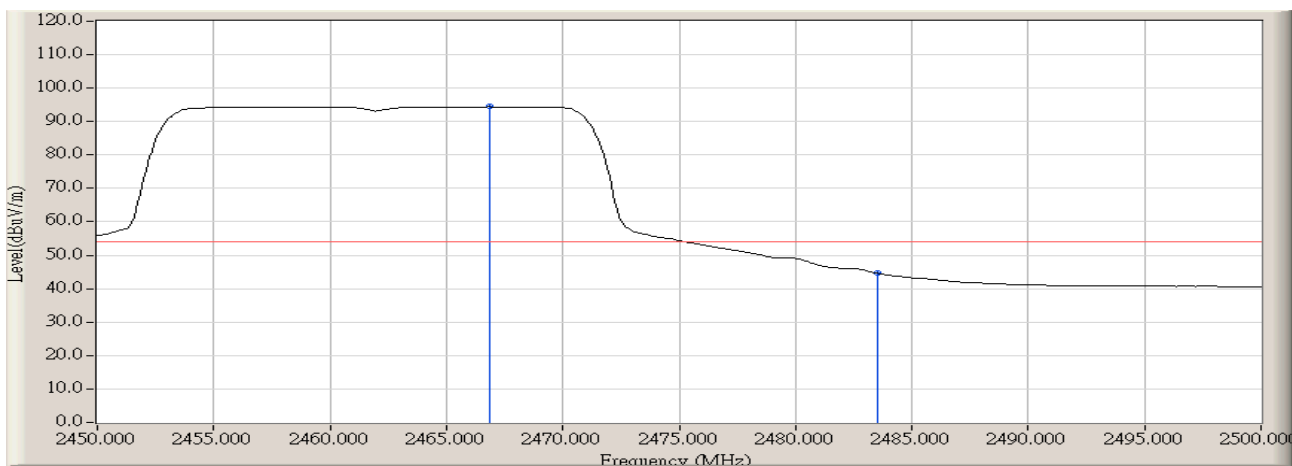
Engineer : Robin	
Site : AC-2 (3m Semi-Anechoic Chamber)	Time : 2008/11/14 - 14:51
Limit : FCC_SpartC_15.209_03M_PK	Margin : 0
EUT : Wireless-b/g/n 26dBm Network Mini PCI Adapter	Probe : BBHA9120D_496(1-18GHz) - HORIZONTAL
Power : AC 120V/60Hz	Note : Mode 3: Transmit by 802.11n(20MHz) (Chain 1X 100) at channel 2462MHz



		Frequency (MHz)	Correct Factor (dB)	Reading Level (dBuV)	Measure Level (dBuV/m)	Margin (dB)	Limit (dBuV/m)	Detector Type
1	*	2462.417	-3.258	109.560	106.302	N/A	N/A	PEAK
2		2483.500	-3.177	64.352	61.175	-12.795	73.970	PEAK

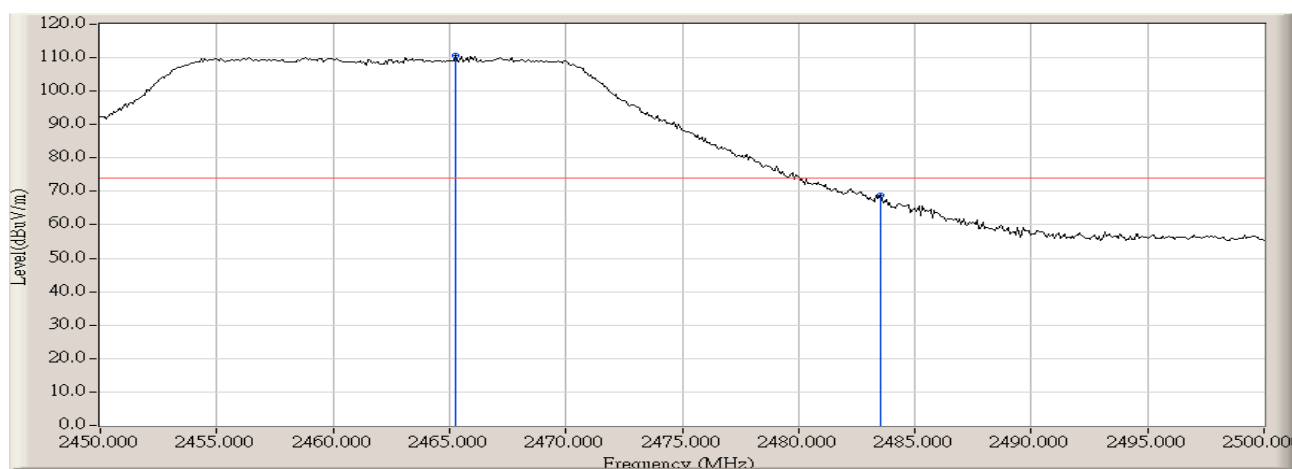


Engineer : Robin	
Site : AC-2 (3m Semi-Anechoic Chamber)	Time : 2008/11/14 - 14:52
Limit : FCC_SpartC_15.209_03M_AV	Margin : 0
EUT : Wireless-b/g/n 26dBm Network Mini PCI Adapter	Probe : BBHA9120D_496(1-18GHz) - HORIZONTAL
Power : AC 120V/60Hz	Note : Mode 3: Transmit by 802.11n(20MHz) (Chain 1X 100) at channel 2462MHz



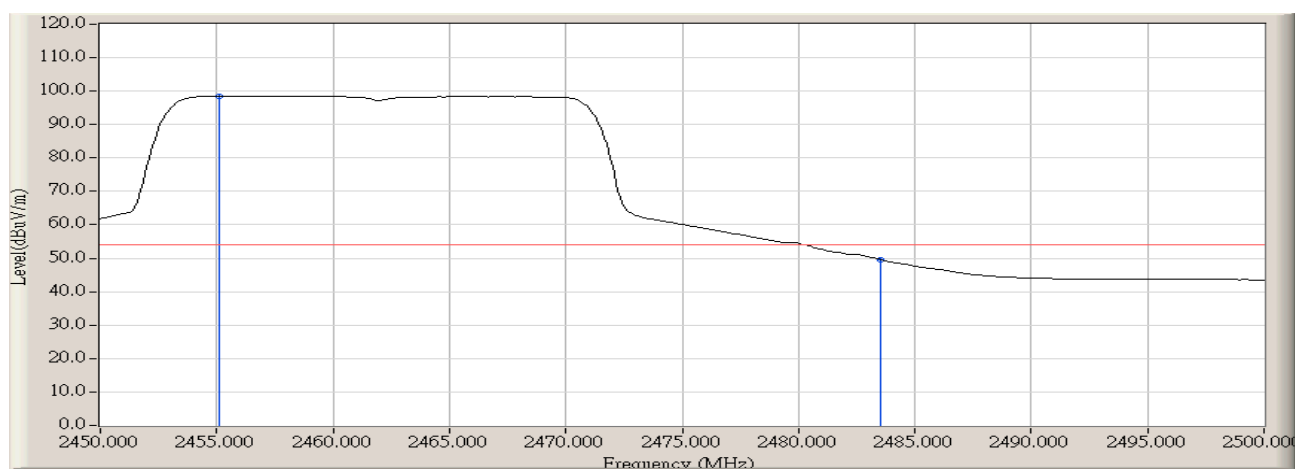
		Frequency (MHz)	Correct Factor (dB)	Reading Level (dBuV)	Measure Level (dBuV/m)	Margin (dB)	Limit (dBuV/m)	Detector Type
1	*	2466.833	-3.240	97.665	94.425	N/A	N/A	AVERAGE
2		2483.500	-3.177	47.767	44.590	-9.380	53.970	AVERAGE

Engineer : Robin	
Site : AC-2 (3m Semi-Anechoic Chamber)	Time : 2008/11/14 - 14:49
Limit : FCC_SpartC_15.209_03M_PK	Margin : 0
EUT : Wireless-b/g/n 26dBm Network Mini PCI Adapter	Probe : BBHA9120D_496(1-18GHz) - VERTICAL
Power : AC 120V/60Hz	Note : Mode 3: Transmit by 802.11n(20MHz) (Chain 1X 100) at channel 2462MHz



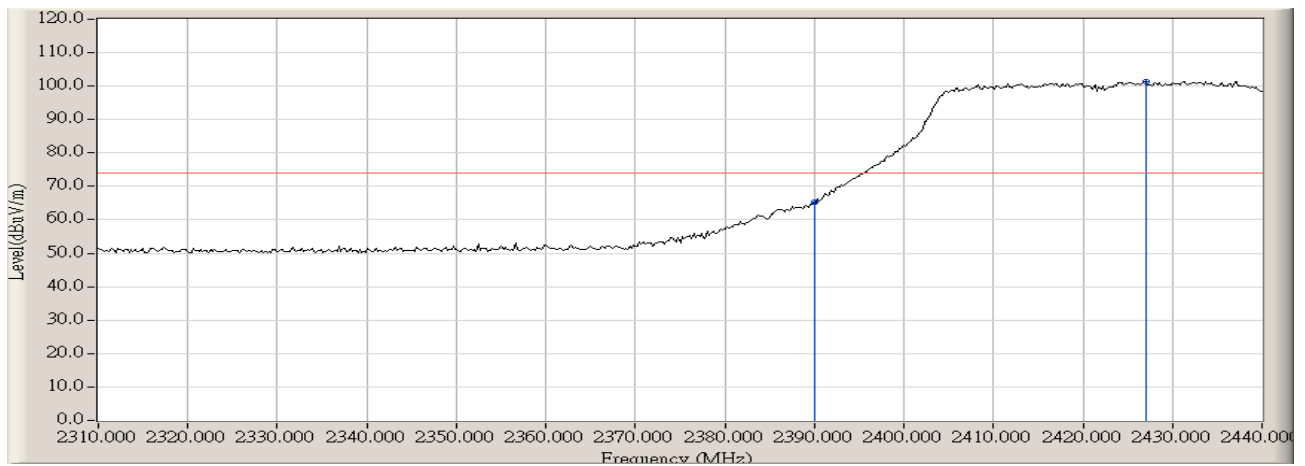
		Frequency (MHz)	Correct Factor (dB)	Reading Level (dBuV)	Measure Level (dBuV/m)	Margin (dB)	Limit (dBuV/m)	Detector Type
1	*	2465.250	-3.247	113.824	110.577	N/A	N/A	PEAK
2		2483.500	-3.177	71.933	68.756	-5.214	73.970	PEAK

Engineer : Robin	
Site : AC-2 (3m Semi-Anechoic Chamber)	Time : 2008/11/14 - 14:50
Limit : FCC_SpartC_15.209_03M_AV	Margin : 0
EUT : Wireless-b/g/n 26dBm Network Mini PCI Adapter	Probe : BBHA9120D_496(1-18GHz) - VERTICAL
Power : AC 120V/60Hz	Note : Mode 3: Transmit by 802.11n(20MHz) (Chain 1X 100) at channel 2462MHz



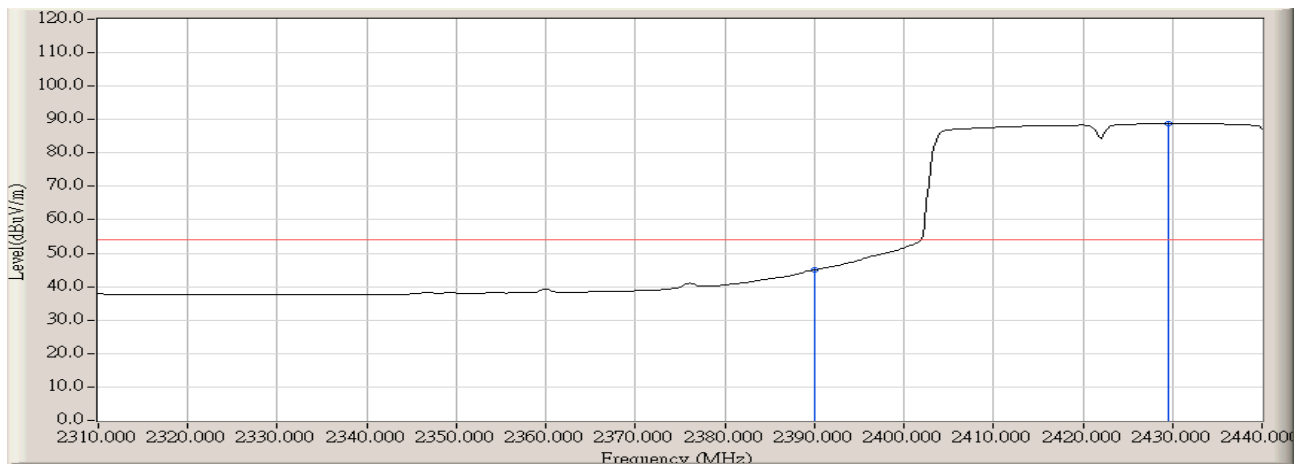
		Frequency (MHz)	Correct Factor (dB)	Reading Level (dBuV)	Measure Level (dBuV/m)	Margin (dB)	Limit (dBuV/m)	Detector Type
1	*	2455.083	-3.276	101.801	98.525	N/A	N/A	AVERAGE
2		2483.500	-3.177	52.719	49.542	-4.428	53.970	AVERAGE

Engineer : Robin	
Site : AC-2 (3m Semi-Anechoic Chamber)	Time : 2008/11/14 - 14:59
Limit : FCC_SpartC_15.209_03M_PK	Margin : 0
EUT : Wireless-b/g/n 26dBm Network Mini PCI Adapter	Probe : BBHA9120D_496(1-18GHz) - HORIZONTAL
Power : AC 120V/60Hz	Note : Mode 4: Transmit by 802.11n(40MHz) (Chain 1X 100) at channel 2422MHz



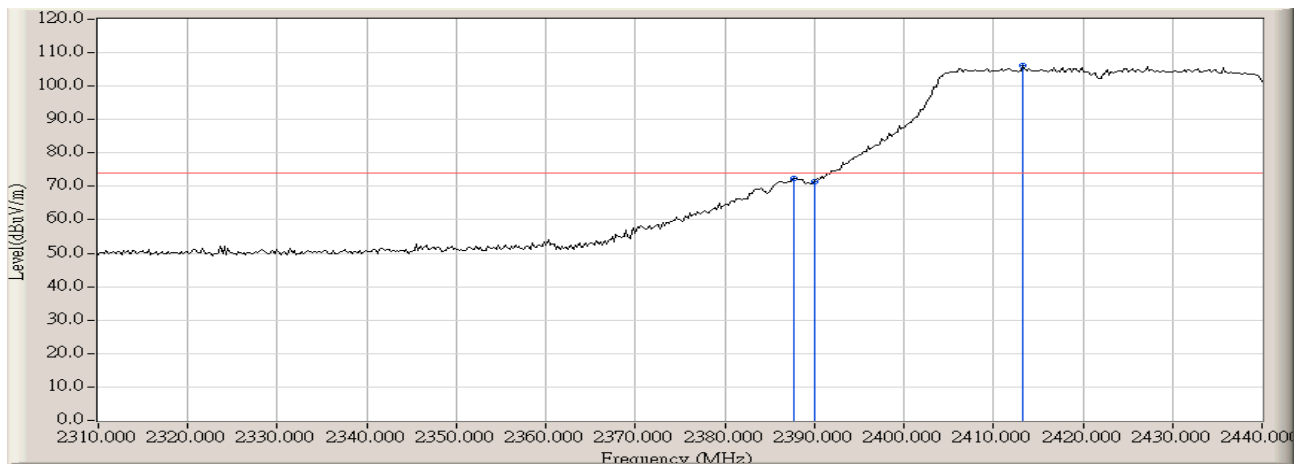
		Frequency (MHz)	Correct Factor (dB)	Reading Level (dBuV)	Measure Level (dBuV/m)	Margin (dB)	Limit (dBuV/m)	Detector Type
1		2390.000	-3.202	68.395	65.193	-8.777	73.970	PEAK
2	*	2427.000	-3.247	104.669	101.421	N/A	N/A	PEAK

Engineer : Robin	
Site : AC-2 (3m Semi-Anechoic Chamber)	Time : 2008/11/14 - 15:00
Limit : FCC_SpartC_15.209_03M_AV	Margin : 0
EUT : Wireless-b/g/n 26dBm Network Mini PCI Adapter	Probe : BBHA9120D_496(1-18GHz) - HORIZONTAL
Power : AC 120V/60Hz	Note : Mode 4: Transmit by 802.11n(40MHz) (Chain 1X 100) at channel 2422MHz



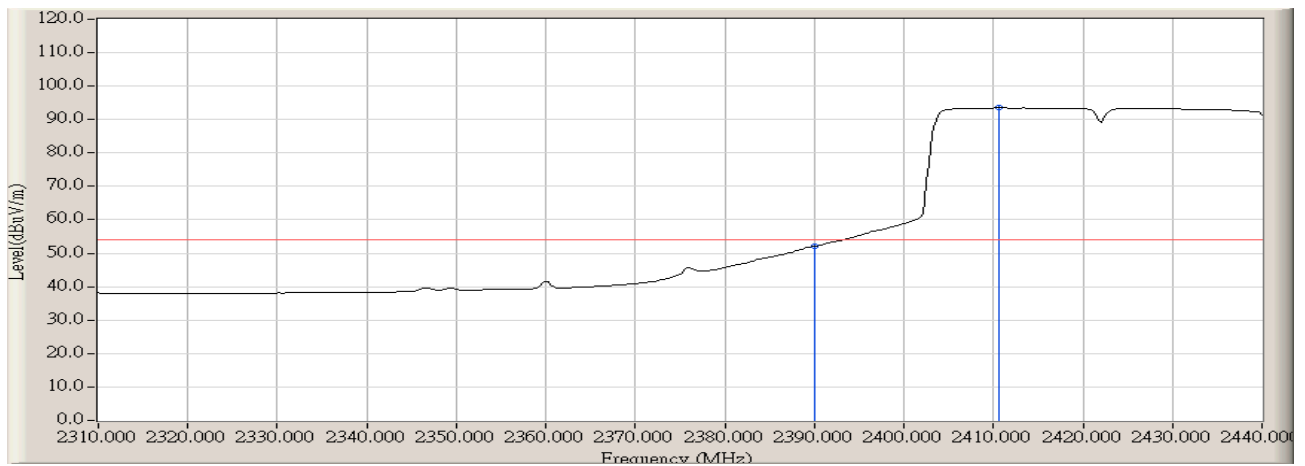
		Frequency (MHz)	Correct Factor (dB)	Reading Level (dBuV)	Measure Level (dBuV/m)	Margin (dB)	Limit (dBuV/m)	Detector Type
1		2390.000	-3.202	48.149	44.947	-9.023	53.970	AVERAGE
2	*	2429.600	-3.255	92.080	88.825	N/A	N/A	AVERAGE

Engineer : Robin	
Site : AC-2 (3m Semi-Anechoic Chamber)	Time : 2008/11/14 - 14:57
Limit : FCC_SpartC_15.209_03M_PK	Margin : 0
EUT : Wireless-b/g/n 26dBm Network Mini PCI Adapter	Probe : BBHA9120D_496(1-18GHz) - VERTICAL
Power : AC 120V/60Hz	Note : Mode 4: Transmit by 802.11n(40MHz) (Chain 1X 100) at channel 2422MHz



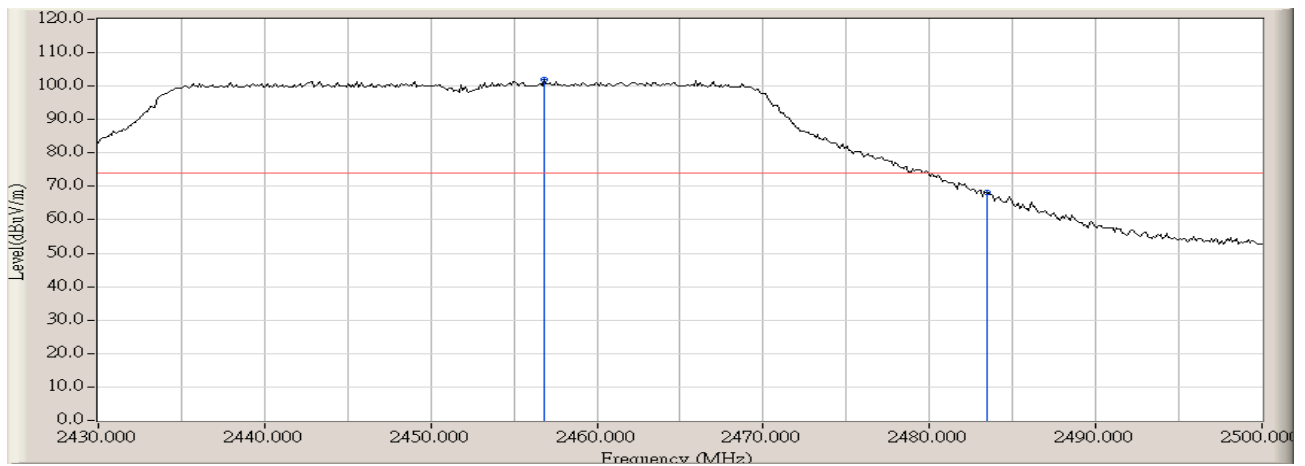
		Frequency (MHz)	Correct Factor (dB)	Reading Level (dBuV)	Measure Level (dBuV/m)	Margin (dB)	Limit (dBuV/m)	Detector Type
1		2387.783	-3.208	75.547	72.339	-1.631	73.970	PEAK
2		2390.000	-3.202	74.725	71.523	-2.447	73.970	PEAK
3	*	2413.350	-3.215	109.312	106.096	N/A	N/A	PEAK

Engineer : Robin	
Site : AC-2 (3m Semi-Anechoic Chamber)	Time : 2008/11/14 - 14:57
Limit : FCC_SpartC_15.209_03M_AV	Margin : 0
EUT : Wireless-b/g/n 26dBm Network Mini PCI Adapter	Probe : BBHA9120D_496(1-18GHz) - VERTICAL
Power : AC 120V/60Hz	Note : Mode 4: Transmit by 802.11n(40MHz) (Chain 1X 100) at channel 2422MHz



		Frequency (MHz)	Correct Factor (dB)	Reading Level (dBuV)	Measure Level (dBuV/m)	Margin (dB)	Limit (dBuV/m)	Detector Type
1		2390.000	-3.202	55.222	52.020	-1.950	53.970	AVERAGE
2	*	2410.533	-3.210	96.746	93.537	N/A	N/A	AVERAGE

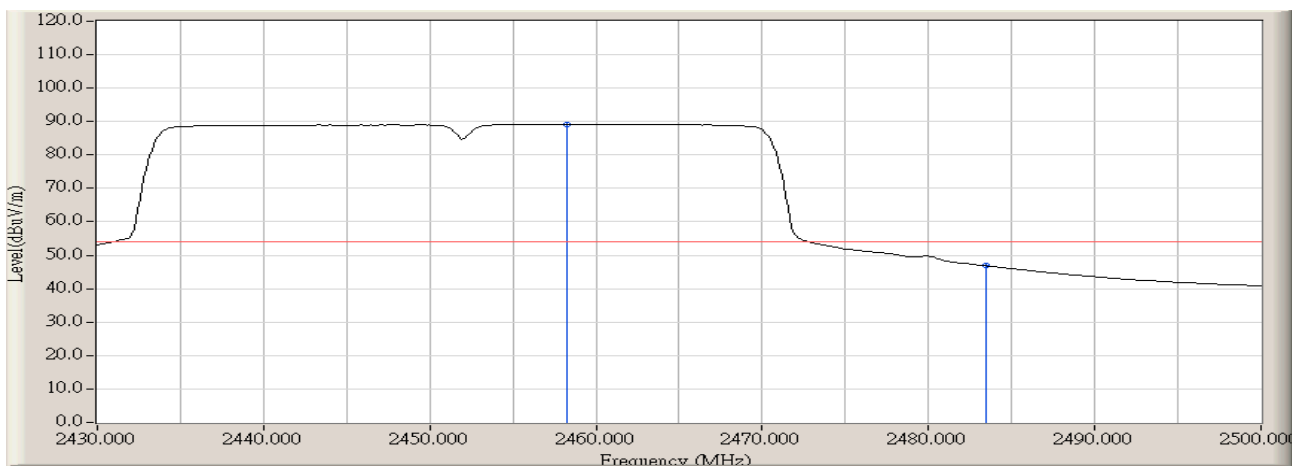
Engineer : Robin	
Site : AC-2 (3m Semi-Anechoic Chamber)	Time : 2008/11/14 - 15:05
Limit : FCC_SpartC_15.209_03M_PK	Margin : 0
EUT : Wireless-b/g/n 26dBm Network Mini PCI Adapter	Probe : BBHA9120D_496(1-18GHz) - HORIZONTAL
Power : AC 120V/60Hz	Note : Mode 4: Transmit by 802.11n(40MHz) (Chain 1X 100) at channel 2452MHz



		Frequency (MHz)	Correct Factor (dB)	Reading Level (dBuV)	Measure Level (dBuV/m)	Margin (dB)	Limit (dBuV/m)	Detector Type
1	*	2456.833	-3.272	105.150	101.878	N/A	N/A	PEAK
2		2483.500	-3.177	71.261	68.084	-5.886	73.970	PEAK

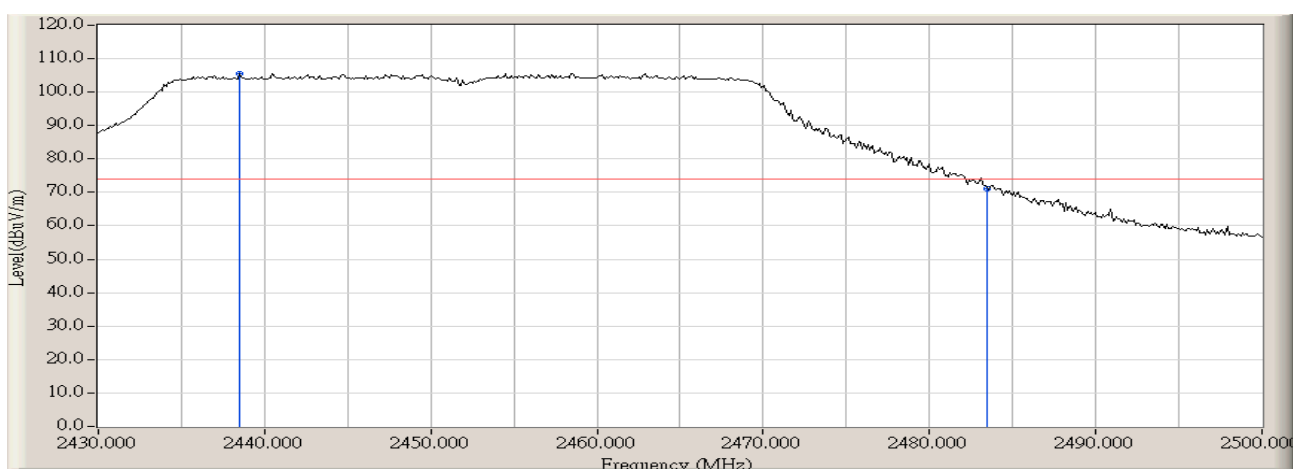


Engineer : Robin	
Site : AC-2 (3m Semi-Anechoic Chamber)	Time : 2008/11/14 - 15:06
Limit : FCC_SpartC_15.209_03M_AV	Margin : 0
EUT : Wireless-b/g/n 26dBm Network Mini PCI Adapter	Probe : BBHA9120D_496(1-18GHz) - HORIZONTAL
Power : AC 120V/60Hz	Note : Mode 4: Transmit by 802.11n(40MHz) (Chain 1X 100) at channel 2452MHz



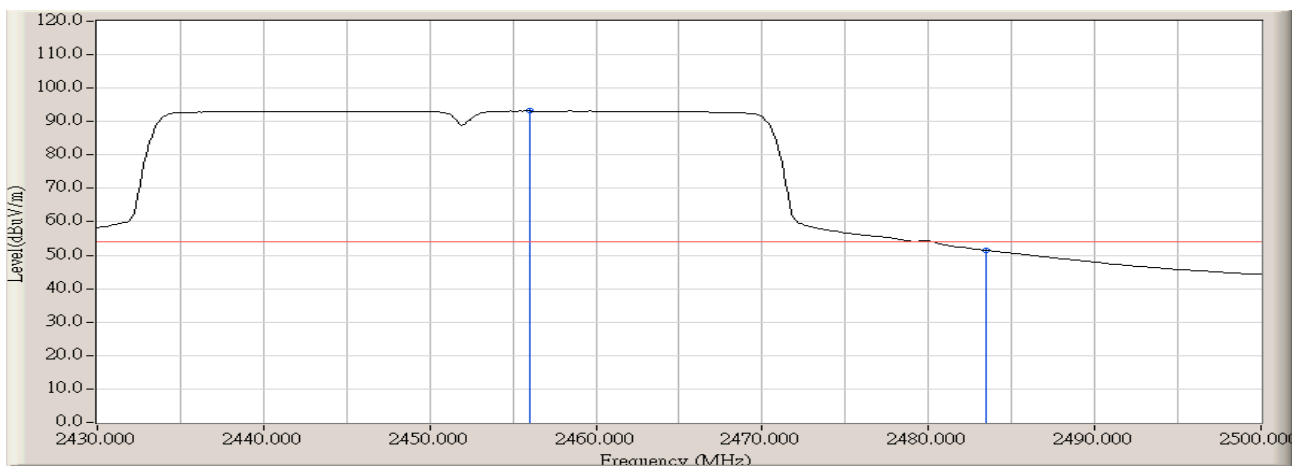
		Frequency (MHz)	Correct Factor (dB)	Reading Level (dBuV)	Measure Level (dBuV/m)	Margin (dB)	Limit (dBuV/m)	Detector Type
1	*	2458.233	-3.269	92.517	89.248	N/A	N/A	AVERAGE
2		2483.500	-3.177	49.992	46.815	-7.155	53.970	AVERAGE

Engineer : Robin	
Site : AC-2 (3m Semi-Anechoic Chamber)	Time : 2008/11/14 - 15:02
Limit : FCC_SpartC_15.209_03M_PK	Margin : 0
EUT : Wireless-b/g/n 26dBm Network Mini PCI Adapter	Probe : BBHA9120D_496(1-18GHz) - VERTICAL
Power : AC 120V/60Hz	Note : Mode 4: Transmit by 802.11n(40MHz) (Chain 1X 100) at channel 2452MHz



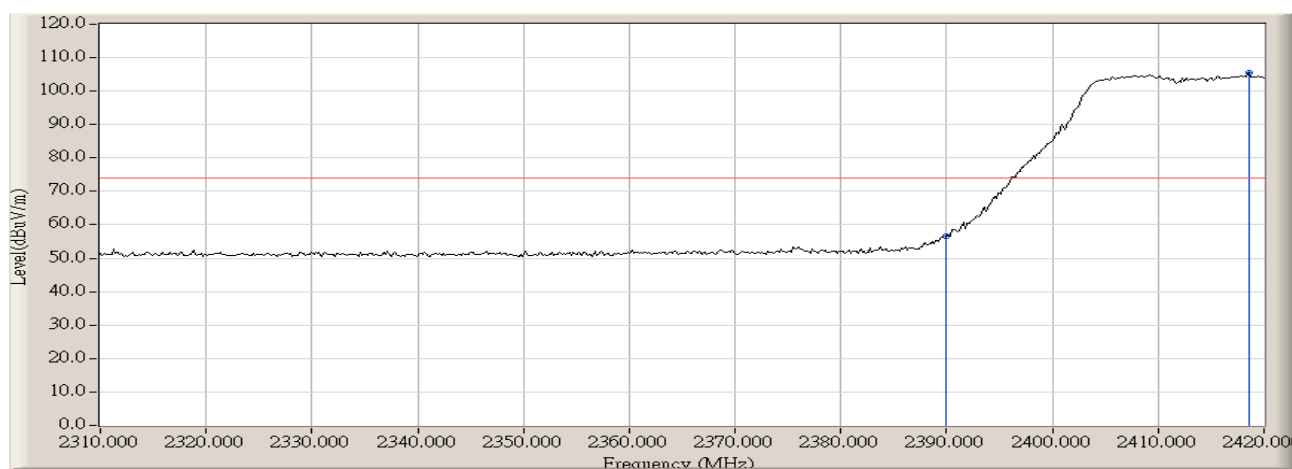
		Frequency (MHz)	Correct Factor (dB)	Reading Level (dBuV)	Measure Level (dBuV/m)	Margin (dB)	Limit (dBuV/m)	Detector Type
1	*	2438.517	-3.280	108.950	105.669	N/A	N/A	PEAK
2		2483.500	-3.177	74.308	71.131	-2.839	73.970	PEAK

Engineer : Robin	
Site : AC-2 (3m Semi-Anechoic Chamber)	Time : 2008/11/14 - 15:02
Limit : FCC_SpartC_15.209_03M_AV	Margin : 0
EUT : Wireless-b/g/n 26dBm Network Mini PCI Adapter	Probe : BBHA9120D_496(1-18GHz) - VERTICAL
Power : AC 120V/60Hz	Note : Mode 4: Transmit by 802.11n(40MHz) (Chain 1X 100) at channel 2452MHz



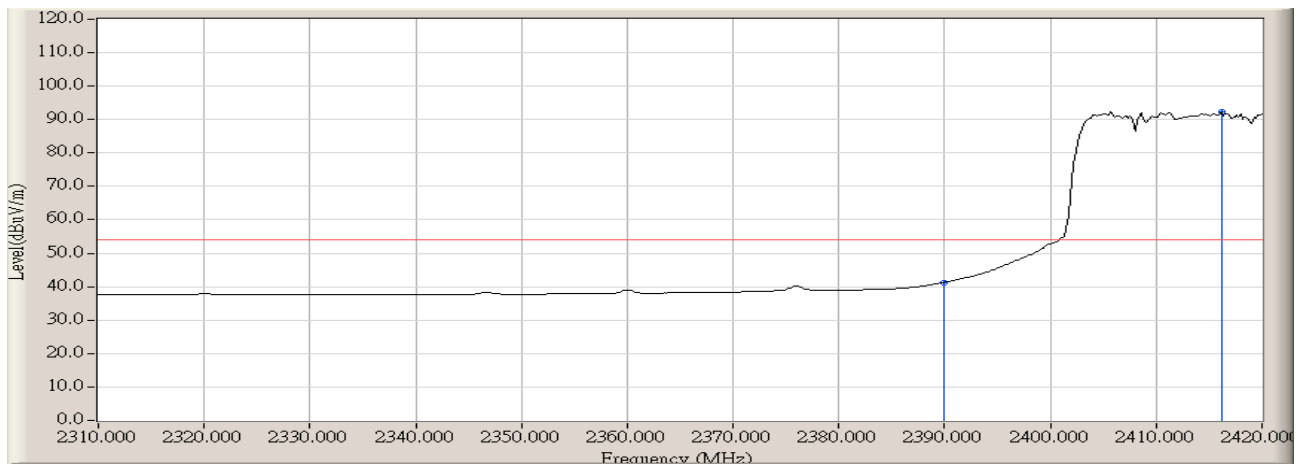
		Frequency (MHz)	Correct Factor (dB)	Reading Level (dBuV)	Measure Level (dBuV/m)	Margin (dB)	Limit (dBuV/m)	Detector Type
1	*	2456.017	-3.275	96.437	93.163	N/A	N/A	AVERAGE
2		2483.500	-3.177	54.642	51.465	-2.505	53.970	AVERAGE

Engineer : Robin	
Site : AC-2 (3m Semi-Anechoic Chamber)	Time : 2008/11/14 - 15:19
Limit : FCC_SpartC_15.209_03M_PK	Margin : 0
EUT : Wireless-b/g/n 26dBm Network Mini PCI Adapter	Probe : BBHA9120D_496(1-18GHz) - HORIZONTAL
Power : AC 120V/60Hz	Note : Mode 3: Transmit by 802.11n(20MHz) (Chain 2X 110) at channel 2412MHz



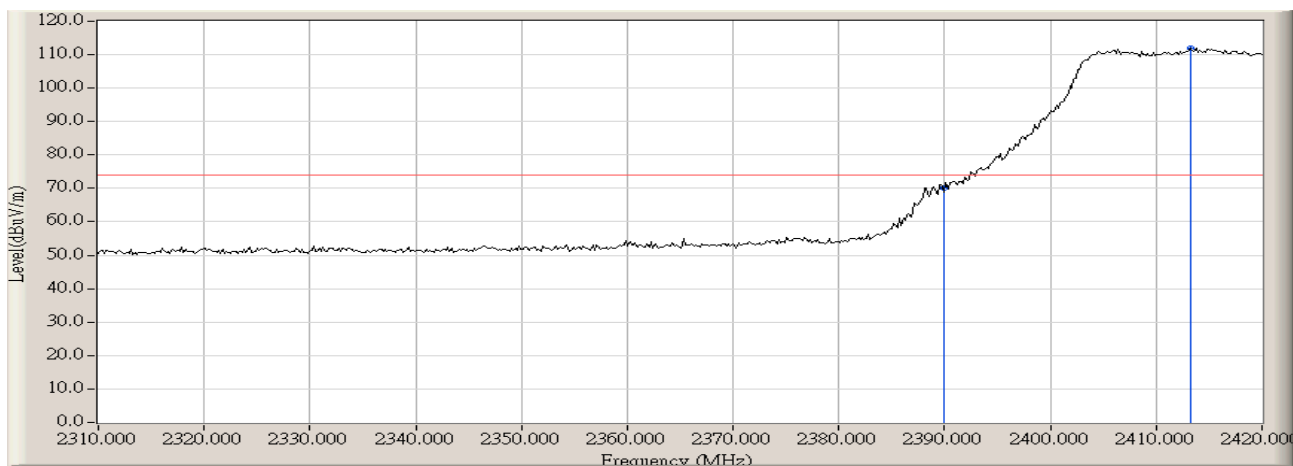
		Frequency (MHz)	Correct Factor (dB)	Reading Level (dBuV)	Measure Level (dBuV/m)	Margin (dB)	Limit (dBuV/m)	Detector Type
1		2390.000	-3.202	59.668	56.466	-17.504	73.970	PEAK
2	*	2418.533	-3.227	108.869	105.641	N/A	N/A	PEAK

Engineer : Robin	
Site : AC-2 (3m Semi-Anechoic Chamber)	Time : 2008/11/14 - 15:21
Limit : FCC_SpartC_15.209_03M_AV	Margin : 0
EUT : Wireless-b/g/n 26dBm Network Mini PCI Adapter	Probe : BBHA9120D_496(1-18GHz) - HORIZONTAL
Power : AC 120V/60Hz	Note : Mode 3: Transmit by 802.11n(20MHz) (Chain 2X 110) at channel 2412MHz



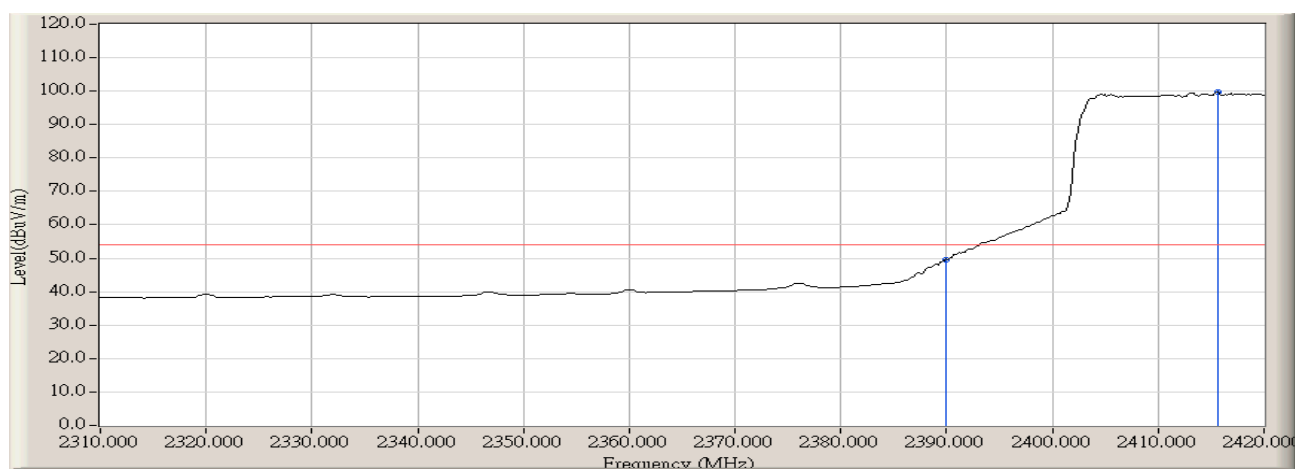
		Frequency (MHz)	Correct Factor (dB)	Reading Level (dBuV)	Measure Level (dBuV/m)	Margin (dB)	Limit (dBuV/m)	Detector Type
1		2390.000	-3.202	44.509	41.307	-12.663	53.970	AVERAGE
2	*	2416.150	-3.222	95.597	92.375	N/A	N/A	AVERAGE

Engineer : Robin	
Site : AC-2 (3m Semi-Anechoic Chamber)	Time : 2008/11/14 - 15:14
Limit : FCC_SpartC_15.209_03M_PK	Margin : 0
EUT : Wireless-b/g/n 26dBm Network Mini PCI Adapter	Probe : BBHA9120D_496(1-18GHz) - VERTICAL
Power : AC 120V/60Hz	Note : Mode 3: Transmit by 802.11n(20MHz) (Chain 2X 110) at channel 2412MHz



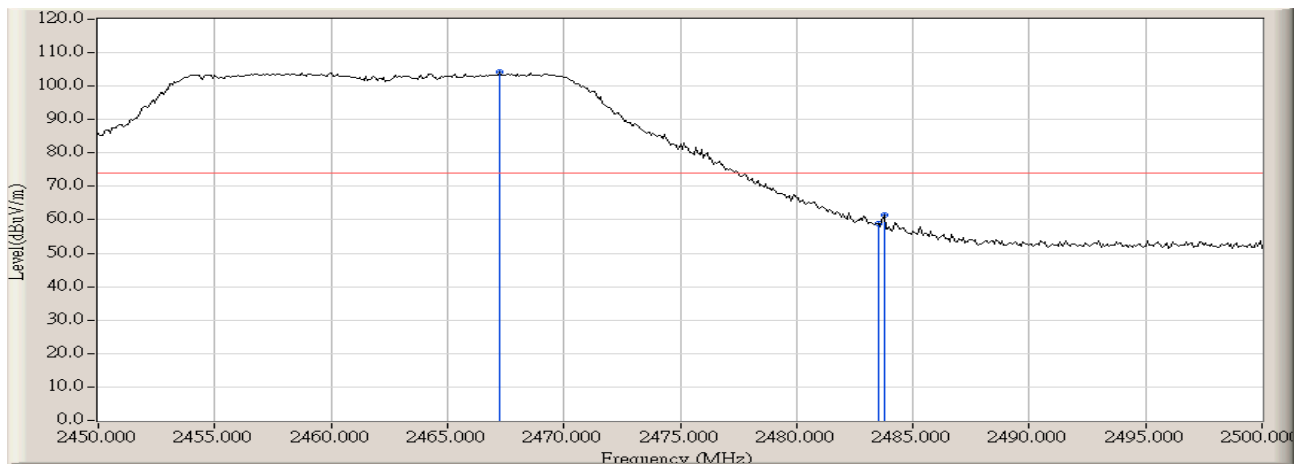
		Frequency (MHz)	Correct Factor (dB)	Reading Level (dBuV)	Measure Level (dBuV/m)	Margin (dB)	Limit (dBuV/m)	Detector Type
1		2390.000	-3.202	73.208	70.006	-3.964	73.970	PEAK
2	*	2413.217	-3.215	115.136	111.921	N/A	N/A	PEAK

Engineer : Robin	
Site : AC-2 (3m Semi-Anechoic Chamber)	Time : 2008/11/14 - 15:15
Limit : FCC_SpartC_15.209_03M_AV	Margin : 0
EUT : Wireless-b/g/n 26dBm Network Mini PCI Adapter	Probe : BBHA9120D_496(1-18GHz) - VERTICAL
Power : AC 120V/60Hz	Note : Mode 3: Transmit by 802.11n(20MHz) (Chain 2X 110) at channel 2412MHz



		Frequency (MHz)	Correct Factor (dB)	Reading Level (dBuV)	Measure Level (dBuV/m)	Margin (dB)	Limit (dBuV/m)	Detector Type
1		2390.000	-3.202	52.855	49.653	-4.317	53.970	AVERAGE
2	*	2415.600	-3.221	102.906	99.685	N/A	N/A	AVERAGE

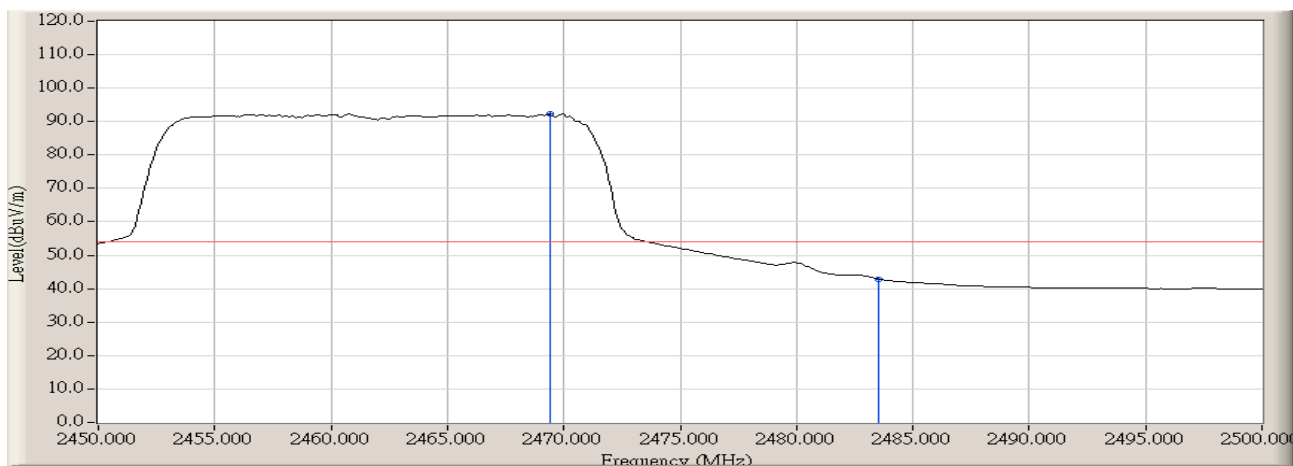
Engineer : Robin	
Site : AC-2 (3m Semi-Anechoic Chamber)	Time : 2008/11/14 - 15:27
Limit : FCC_SpartC_15.209_03M_PK	Margin : 0
EUT : Wireless-b/g/n 26dBm Network Mini PCI Adapter	Probe : BBHA9120D_496(1-18GHz) - HORIZONTAL
Power : AC 120V/60Hz	Note : Mode 3: Transmit by 802.11n(20MHz) (Chain 2X 110) at channel 2462MHz



		Frequency (MHz)	Correct Factor (dB)	Reading Level (dBuV)	Measure Level (dBuV/m)	Margin (dB)	Limit (dBuV/m)	Detector Type
1	*	2467.250	-3.238	107.526	104.288	N/A	N/A	PEAK
2		2483.500	-3.177	61.950	58.773	-15.197	73.970	PEAK
3		2483.750	-3.176	64.545	61.369	-12.601	73.970	PEAK

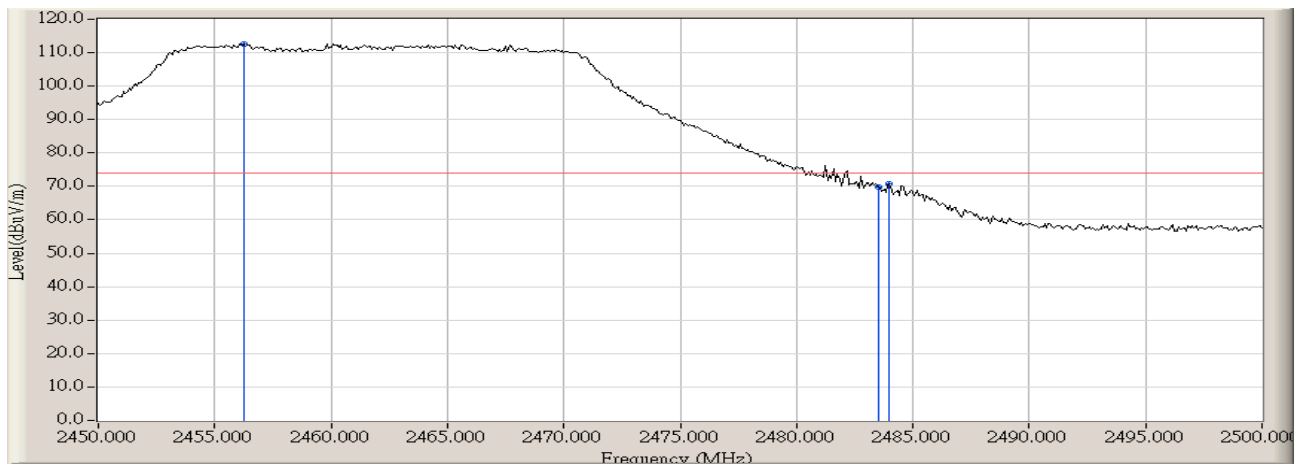


Engineer : Robin	
Site : AC-2 (3m Semi-Anechoic Chamber)	Time : 2008/11/14 - 15:27
Limit : FCC_SpartC_15.209_03M_AV	Margin : 0
EUT : Wireless-b/g/n 26dBm Network Mini PCI Adapter	Probe : BBHA9120D_496(1-18GHz) - HORIZONTAL
Power : AC 120V/60Hz	Note : Mode 3: Transmit by 802.11n(20MHz) (Chain 2X 110) at channel 2462MHz



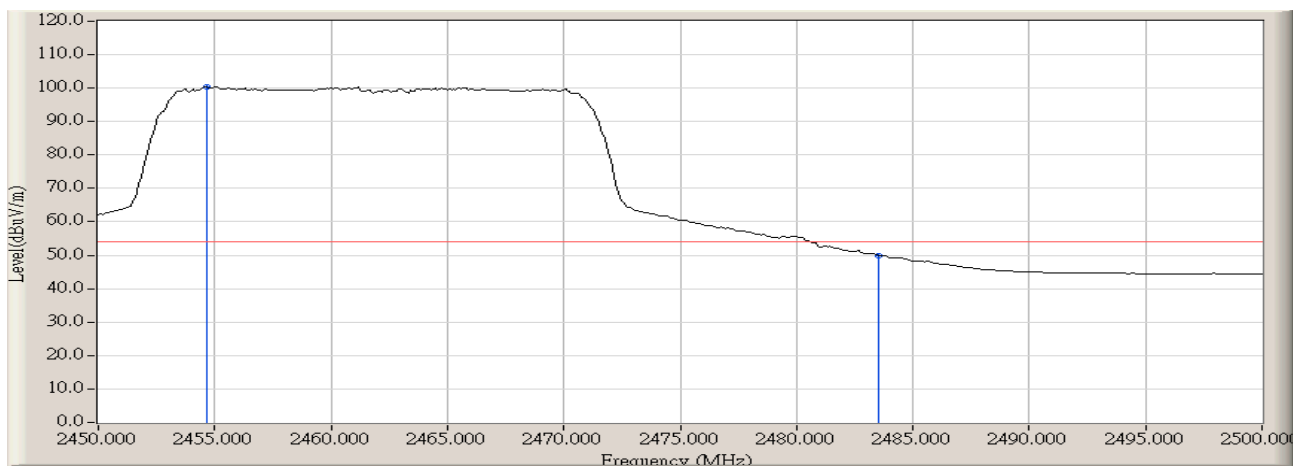
		Frequency (MHz)	Correct Factor (dB)	Reading Level (dBuV)	Measure Level (dBuV/m)	Margin (dB)	Limit (dBuV/m)	Detector Type
1	*	2469.417	-3.229	95.449	92.220	N/A	N/A	AVERAGE
2		2483.500	-3.177	46.032	42.855	-11.115	53.970	AVERAGE

Engineer : Robin	
Site : AC-2 (3m Semi-Anechoic Chamber)	Time : 2008/11/14 - 15:25
Limit : FCC_SpartC_15.209_03M_PK	Margin : 0
EUT : Wireless-b/g/n 26dBm Network Mini PCI Adapter	Probe : BBHA9120D_496(1-18GHz) - VERTICAL
Power : AC 120V/60Hz	Note : Mode 3: Transmit by 802.11n(20MHz) (Chain 2X 110) at channel 2462MHz



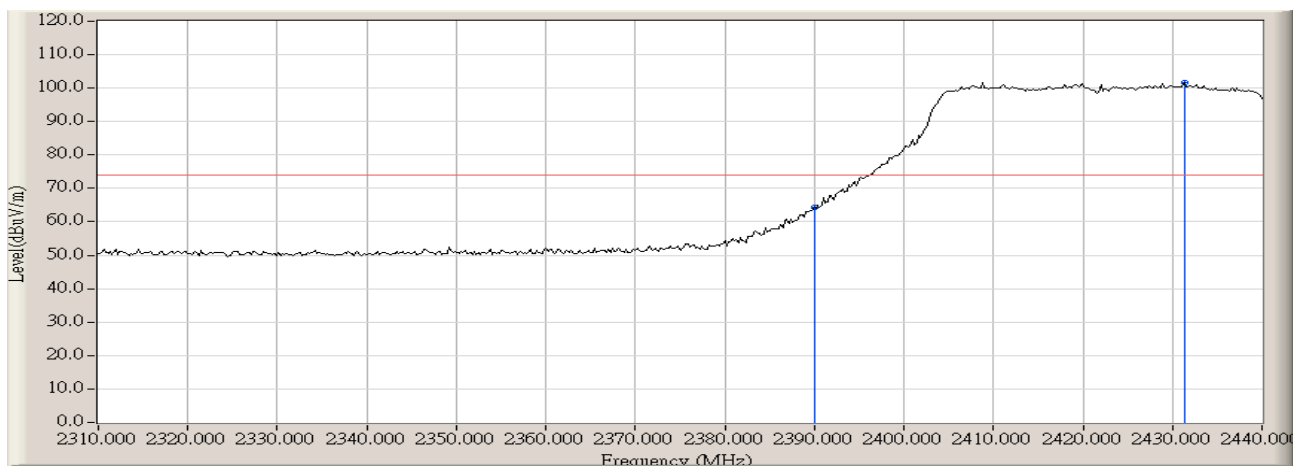
		Frequency (MHz)	Correct Factor (dB)	Reading Level (dBuV)	Measure Level (dBuV/m)	Margin (dB)	Limit (dBuV/m)	Detector Type
1	*	2456.250	-3.273	115.879	112.605	N/A	N/A	PEAK
2		2483.500	-3.177	73.084	69.907	-4.063	73.970	PEAK
3		2484.000	-3.175	73.899	70.724	-3.246	73.970	PEAK

Engineer : Robin	
Site : AC-2 (3m Semi-Anechoic Chamber)	Time : 2008/11/14 - 15:26
Limit : FCC_SpartC_15.209_03M_AV	Margin : 0
EUT : Wireless-b/g/n 26dBm Network Mini PCI Adapter	Probe : BBHA9120D_496(1-18GHz) - VERTICAL
Power : AC 120V/60Hz	Note : Mode 3: Transmit by 802.11n(20MHz) (Chain 2X 110) at channel 2462MHz



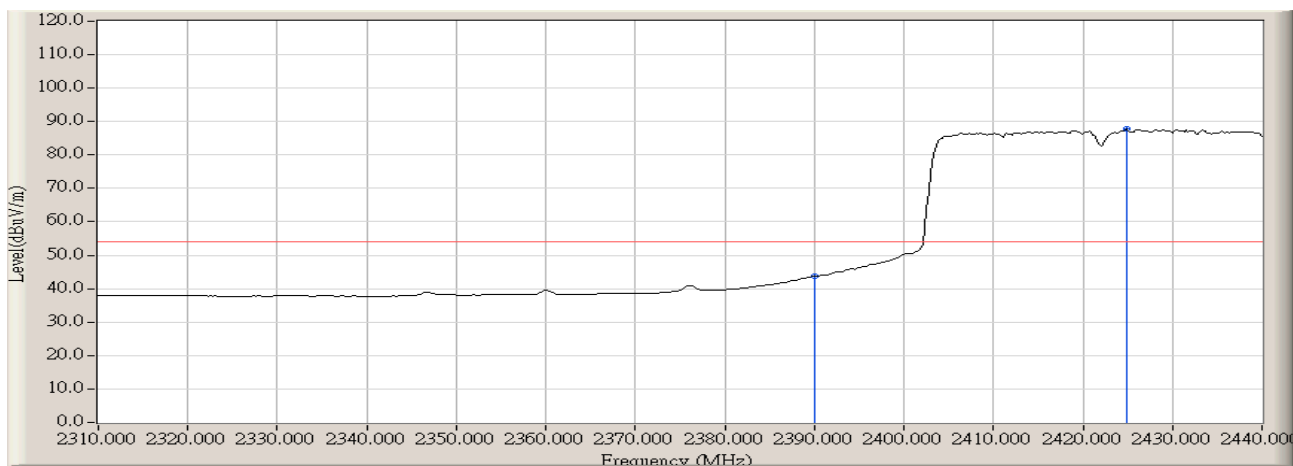
		Frequency (MHz)	Correct Factor (dB)	Reading Level (dBuV)	Measure Level (dBuV/m)	Margin (dB)	Limit (dBuV/m)	Detector Type
1	*	2454.667	-3.277	103.755	100.478	N/A	N/A	AVERAGE
2		2483.500	-3.177	53.104	49.927	-4.043	53.970	AVERAGE

Engineer : Robin	
Site : AC-2 (3m Semi-Anechoic Chamber)	Time : 2008/11/14 - 15:33
Limit : FCC_SpartC_15.209_03M_PK	Margin : 0
EUT : Wireless-b/g/n 26dBm Network Mini PCI Adapter	Probe : BBHA9120D_496(1-18GHz) - HORIZONTAL
Power : AC 120V/60Hz	Note : Mode 4: Transmit by 802.11n(40MHz) (Chain 2X 110) at channel 2422MHz



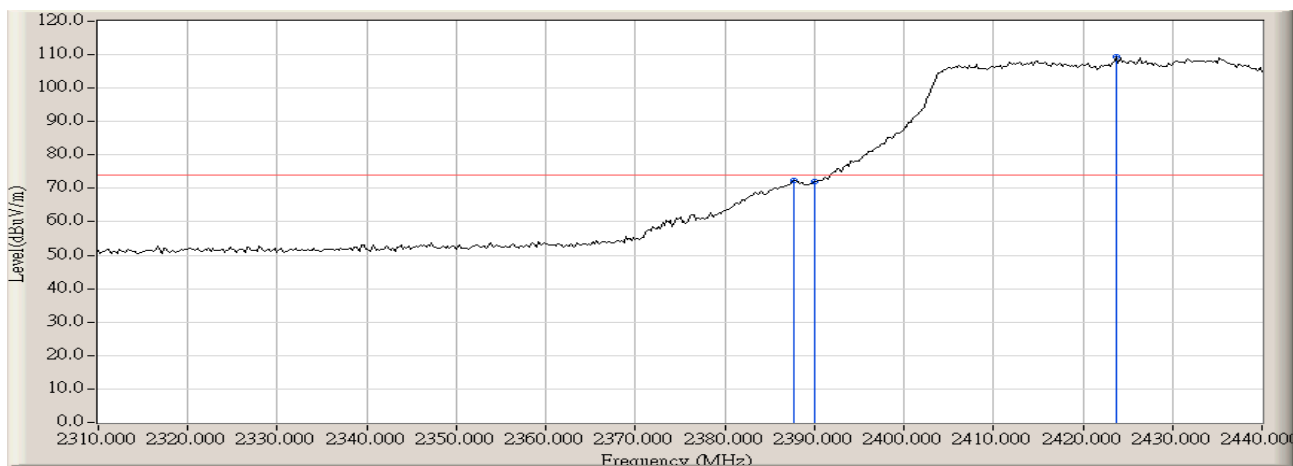
		Frequency (MHz)	Correct Factor (dB)	Reading Level (dBuV)	Measure Level (dBuV/m)	Margin (dB)	Limit (dBuV/m)	Detector Type
1		2390.000	-3.202	67.526	64.324	-9.646	73.970	PEAK
2	*	2431.333	-3.260	104.938	101.678	N/A	N/A	PEAK

Engineer : Robin	
Site : AC-2 (3m Semi-Anechoic Chamber)	Time : 2008/11/14 - 15:34
Limit : FCC_SpartC_15.209_03M_AV	Margin : 0
EUT : Wireless-b/g/n 26dBm Network Mini PCI Adapter	Probe : BBHA9120D_496(1-18GHz) - HORIZONTAL
Power : AC 120V/60Hz	Note : Mode 4: Transmit by 802.11n(40MHz) (Chain 2X 110) at channel 2422MHz



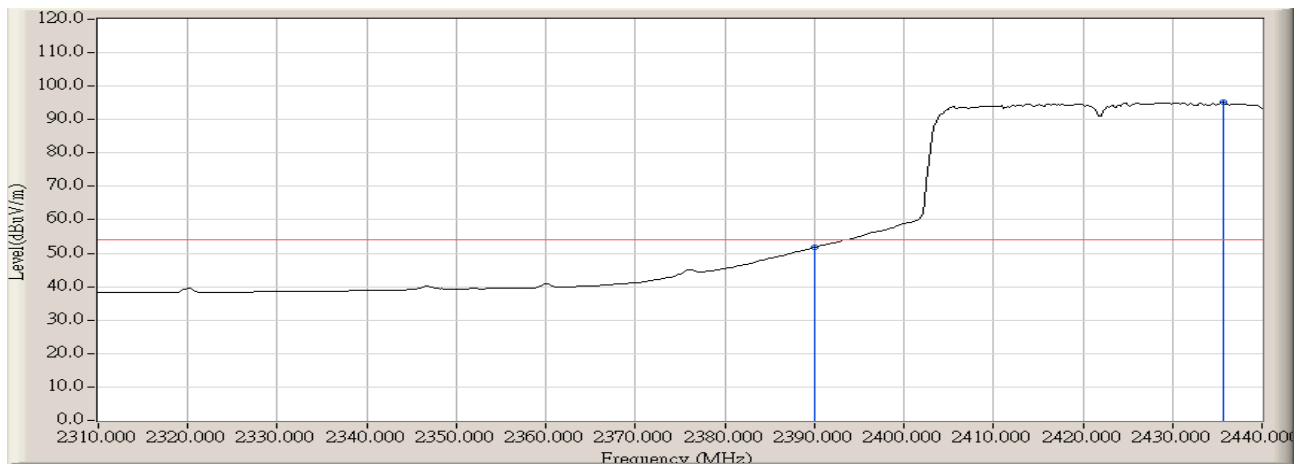
		Frequency (MHz)	Correct Factor (dB)	Reading Level (dBuV)	Measure Level (dBuV/m)	Margin (dB)	Limit (dBuV/m)	Detector Type
1		2390.000	-3.202	46.889	43.687	-10.283	53.970	AVERAGE
2	*	2424.833	-3.242	90.951	87.708	N/A	N/A	AVERAGE

Engineer : Robin	
Site : AC-2 (3m Semi-Anechoic Chamber)	Time : 2008/11/14 - 15:31
Limit : FCC_SpartC_15.209_03M_PK	Margin : 0
EUT : Wireless-b/g/n 26dBm Network Mini PCI Adapter	Probe : BBHA9120D_496(1-18GHz) - VERTICAL
Power : AC 120V/60Hz	Note : Mode 4: Transmit by 802.11n(40MHz) (Chain 2X 110) at channel 2422MHz



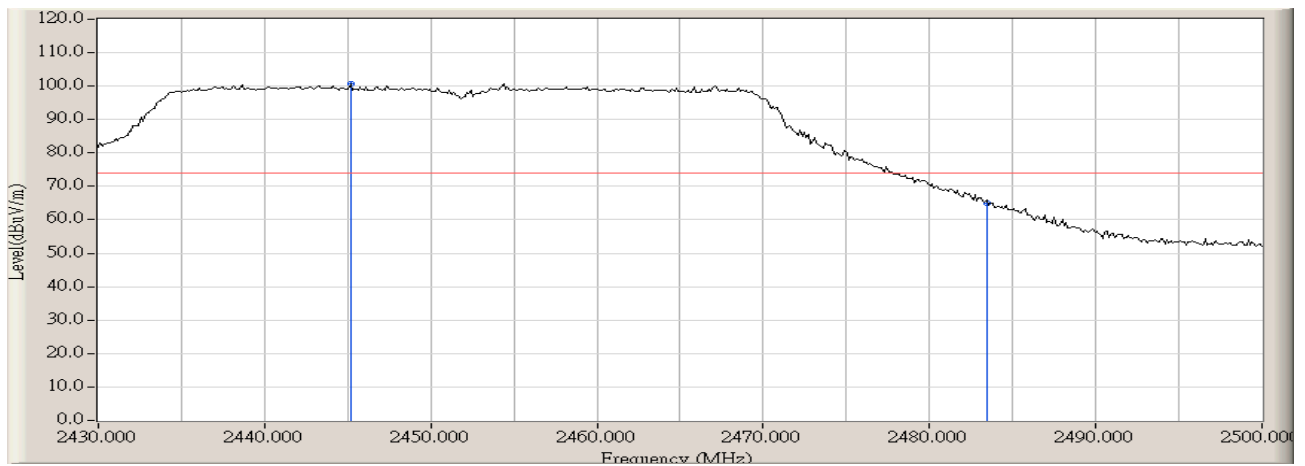
		Frequency (MHz)	Correct Factor (dB)	Reading Level (dBuV)	Measure Level (dBuV/m)	Margin (dB)	Limit (dBuV/m)	Detector Type
1		2387.783	-3.208	75.489	72.281	-1.689	73.970	PEAK
2		2390.000	-3.202	75.119	71.917	-2.053	73.970	PEAK
3	*	2423.750	-3.239	112.739	109.499	N/A	N/A	PEAK

Engineer : Robin	
Site : AC-2 (3m Semi-Anechoic Chamber)	Time : 2008/11/14 - 15:31
Limit : FCC_SpartC_15.209_03M_AV	Margin : 0
EUT : Wireless-b/g/n 26dBm Network Mini PCI Adapter	Probe : BBHA9120D_496(1-18GHz) - VERTICAL
Power : AC 120V/60Hz	Note : Mode 4: Transmit by 802.11n(40MHz) (Chain 2X 110) at channel 2422MHz



		Frequency (MHz)	Correct Factor (dB)	Reading Level (dBuV)	Measure Level (dBuV/m)	Margin (dB)	Limit (dBuV/m)	Detector Type
1		2390.000	-3.202	54.960	51.758	-2.212	53.970	AVERAGE
2	*	2435.667	-3.273	98.598	95.325	N/A	N/A	AVERAGE

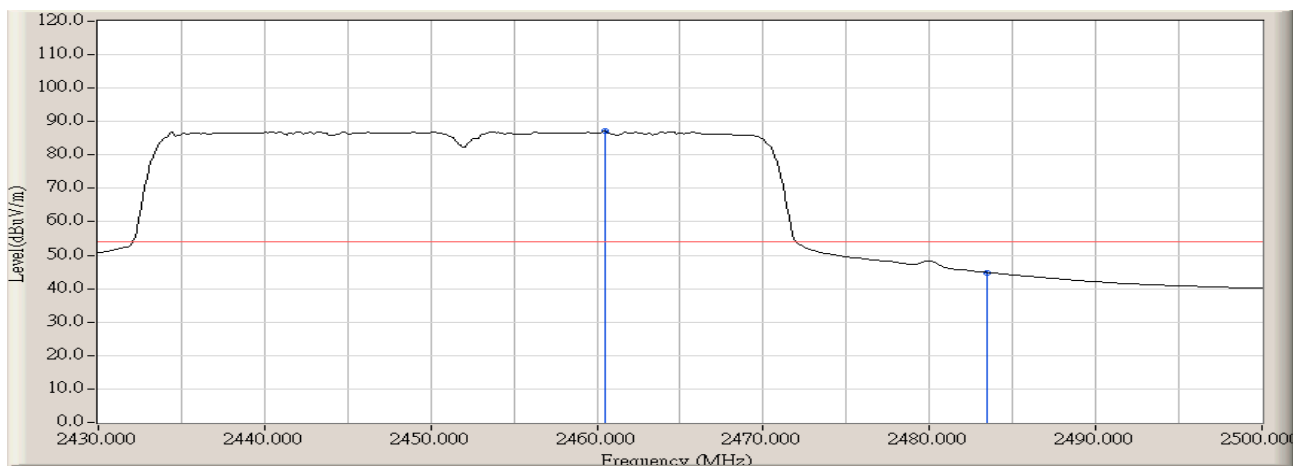
Engineer : Robin	
Site : AC-2 (3m Semi-Anechoic Chamber)	Time : 2008/11/14 - 15:38
Limit : FCC_SpartC_15.209_03M_PK	Margin : 0
EUT : Wireless-b/g/n 26dBm Network Mini PCI Adapter	Probe : BBHA9120D_496(1-18GHz) - HORIZONTAL
Power : AC 120V/60Hz	Note : Mode 4: Transmit by 802.11n(40MHz) (Chain 2X 110) at channel 2452MHz



		Frequency (MHz)	Correct Factor (dB)	Reading Level (dBuV)	Measure Level (dBuV/m)	Margin (dB)	Limit (dBuV/m)	Detector Type
1	*	2445.167	-3.300	103.922	100.622	N/A	N/A	PEAK
2		2483.500	-3.177	68.154	64.977	-8.993	73.970	PEAK

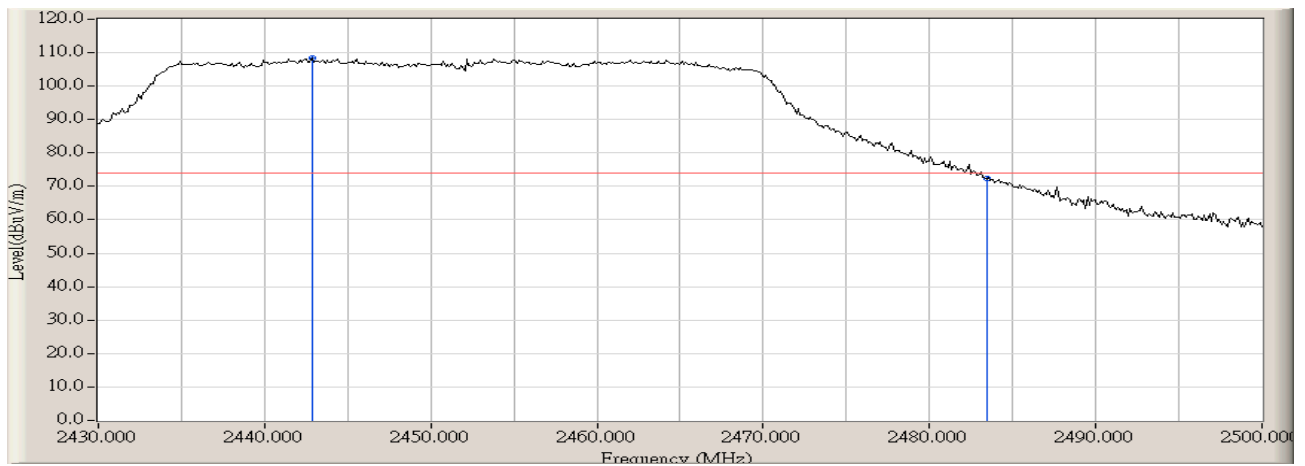


Engineer : Robin	
Site : AC-2 (3m Semi-Anechoic Chamber)	Time : 2008/11/14 - 15:38
Limit : FCC_SpartC_15.209_03M_AV	Margin : 0
EUT : Wireless-b/g/n 26dBm Network Mini PCI Adapter	Probe : BBHA9120D_496(1-18GHz) - HORIZONTAL
Power : AC 120V/60Hz	Note : Mode 4: Transmit by 802.11n(40MHz) (Chain 2X 110) at channel 2452MHz



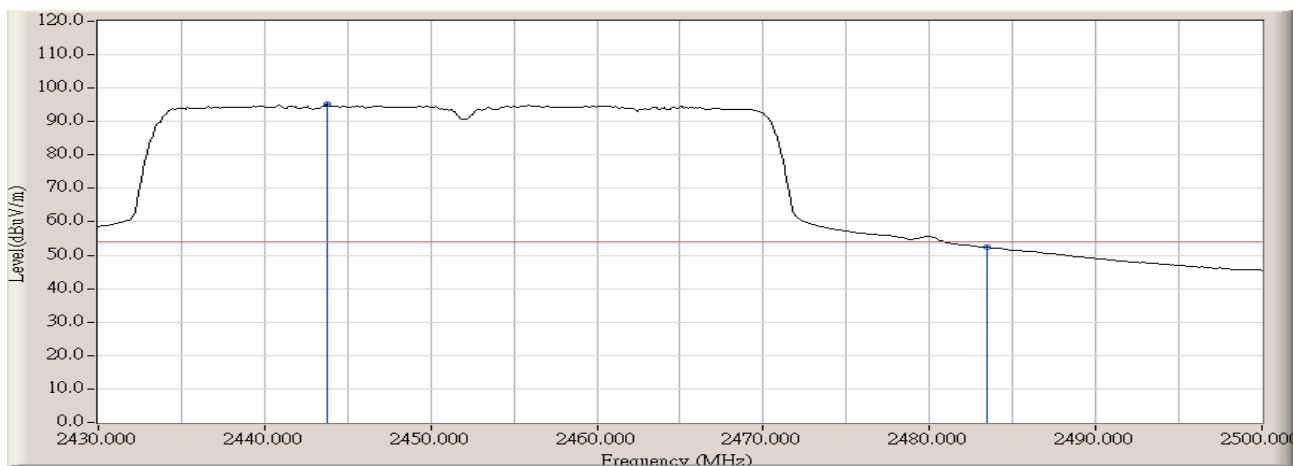
		Frequency (MHz)	Correct Factor (dB)	Reading Level (dBuV)	Measure Level (dBuV/m)	Margin (dB)	Limit (dBuV/m)	Detector Type
1	*	2460.450	-3.264	90.376	87.112	N/A	N/A	AVERAGE
2		2483.500	-3.177	48.022	44.845	-9.125	53.970	AVERAGE

Engineer : Robin	
Site : AC-2 (3m Semi-Anechoic Chamber)	Time : 2008/11/14 - 15:36
Limit : FCC_SpartC_15.209_03M_PK	Margin : 0
EUT : Wireless-b/g/n 26dBm Network Mini PCI Adapter	Probe : BBHA9120D_496(1-18GHz) - VERTICAL
Power : AC 120V/60Hz	Note : Mode 4: Transmit by 802.11n(40MHz) (Chain 2X 110) at channel 2452MHz



		Frequency (MHz)	Correct Factor (dB)	Reading Level (dBuV)	Measure Level (dBuV/m)	Margin (dB)	Limit (dBuV/m)	Detector Type
1	*	2442.833	-3.294	111.853	108.559	N/A	N/A	PEAK
2		2483.500	-3.177	75.683	72.506	-1.464	73.970	PEAK

Engineer : Robin	
Site : AC-2 (3m Semi-Anechoic Chamber)	Time : 2008/11/14 - 15:36
Limit : FCC_SpartC_15.209_03M_AV	Margin : 0
EUT : Wireless-b/g/n 26dBm Network Mini PCI Adapter	Probe : BBHA9120D_496(1-18GHz) - VERTICAL
Power : AC 120V/60Hz	Note : Mode 4: Transmit by 802.11n(40MHz) (Chain 2X 110) at channel 2452MHz



		Frequency (MHz)	Correct Factor (dB)	Reading Level (dBuV)	Measure Level (dBuV/m)	Margin (dB)	Limit (dBuV/m)	Detector Type
1	*	2443.767	-3.296	98.411	95.115	N/A	N/A	AVERAGE
2		2483.500	-3.177	55.494	52.317	-1.653	53.970	AVERAGE

## 7. Operation Frequency Range of 20dB Bandwidth

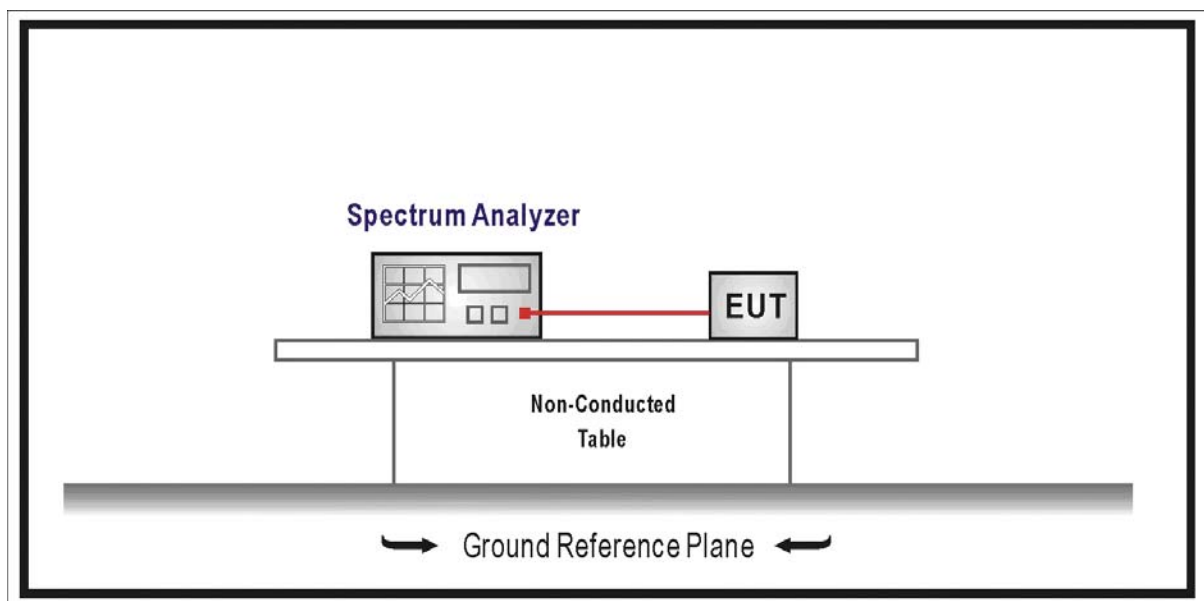
### 7.1. Test Equipment

Operation Frequency Range of 20dB Bandwidth / AC-4

Instrument	Manufacturer	Type No.	Serial No.	Cal. Date
Spectrum Analyzer	Agilent	E4446A	MY45300103	2008/06/11
Coaxial Cable	Huber+Suhner	AC4-RF	09	2008/11/25
Temperature/Humidity Meter	zhicheng	ZC1-2	QT-TH007	2008/03/09

Note: All equipments are calibrated with traceable calibrations. Each calibration is traceable to the national or international standards.

### 7.2. Test Setup



### 7.3. Limit

20 dB bandwidth of the emission is contained within the operation frequency band.

### 7.4. Test Procedure

The EUT was tested according to DTS test procedure of Oct 2002 KDB558074 for compliance to FCC 47CFR 15.247 requirements.

Set RBW = 100 kHz, Span greater than RBW.

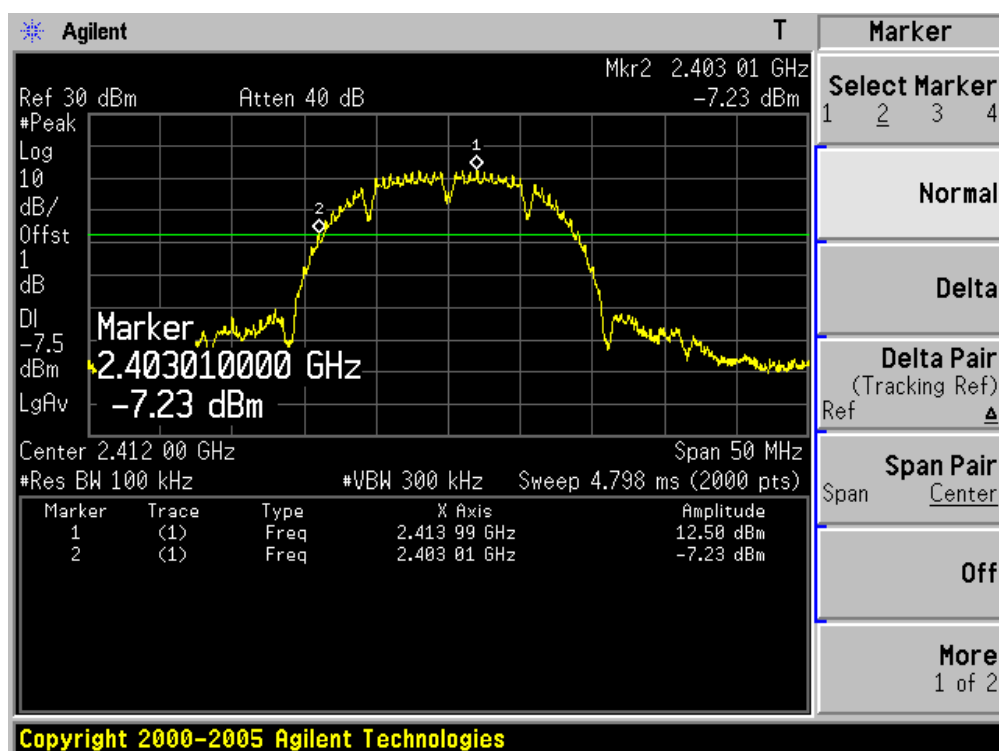
## **7.5. Uncertainty**

The measurement uncertainty is defined as  $\pm 1$  kHz

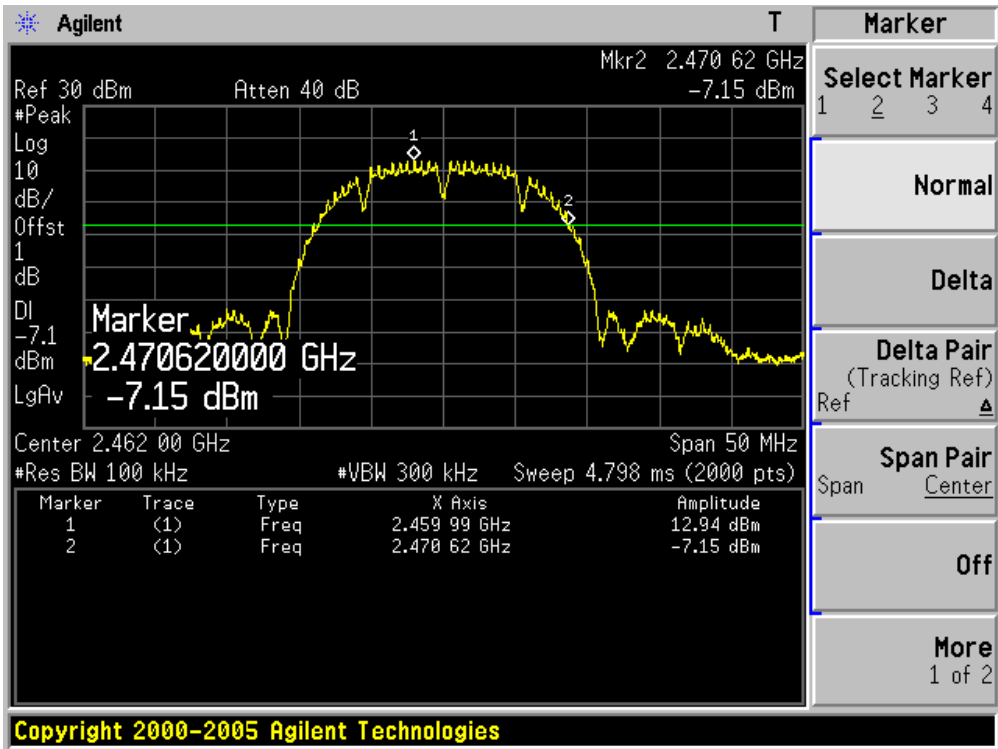
## 7.6. Test Result

Product	:	WIRELESS-B/G/N 26DBM NETWORK MINI PCI ADAPTER
Test Item	:	Operation Frequency Range of 20dB Bandwidth
Test Site	:	AC-4
Test Mode	:	Mode 1: Transmit by 802.11b (Chain 1X 010)

Channel 01 (2412MHz)

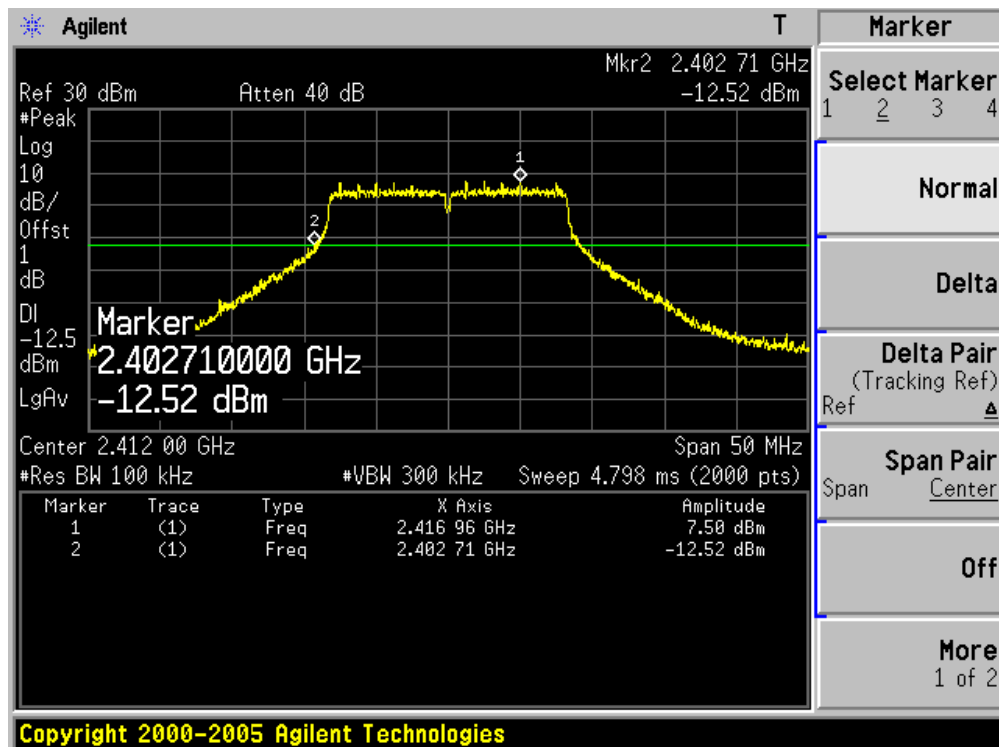


Channel 11 (2462MHz)

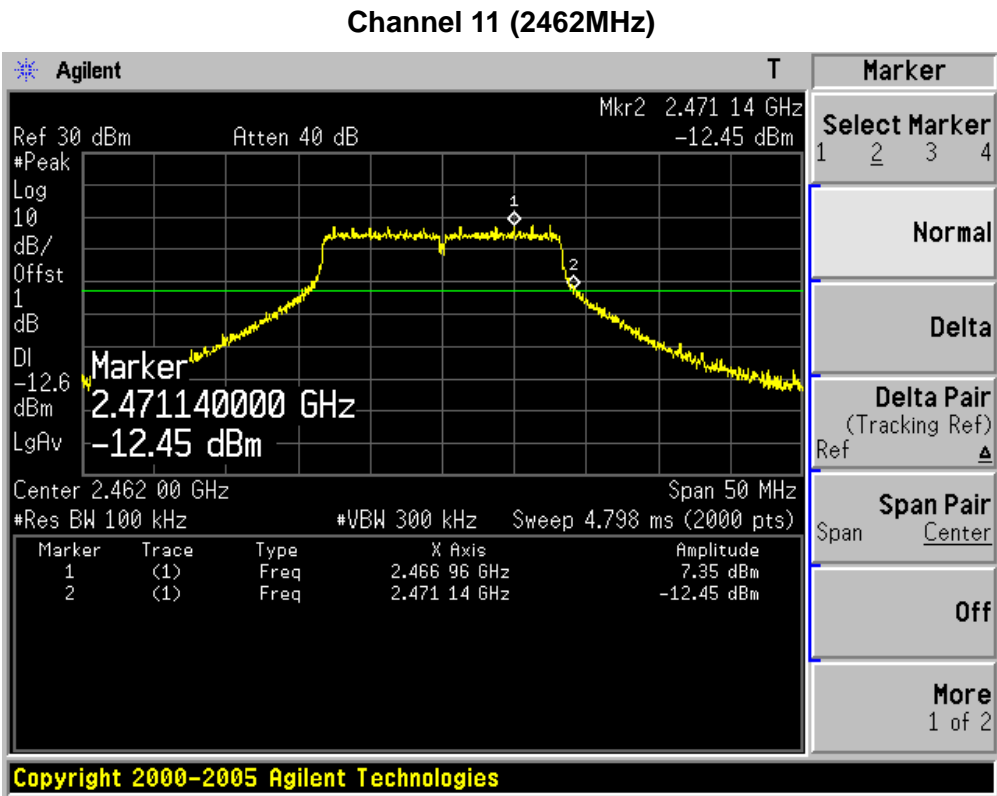


Product	:	WIRELESS-B/G/N 26DBM NETWORK MINI PCI ADAPTER
Test Item	:	Operation Frequency Range of 20dB Bandwidth
Test Site	:	AC-4
Test Mode	:	Mode 2: Transmit by 802.11g (Chain 1X 010)

## Channel 01 (2412MHz)

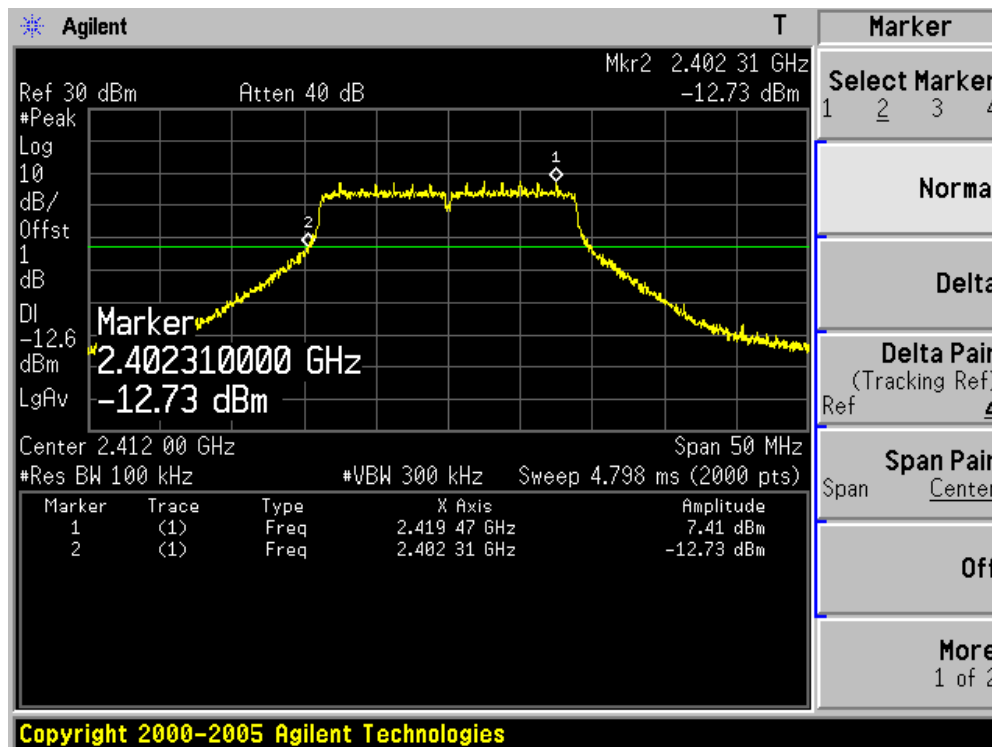


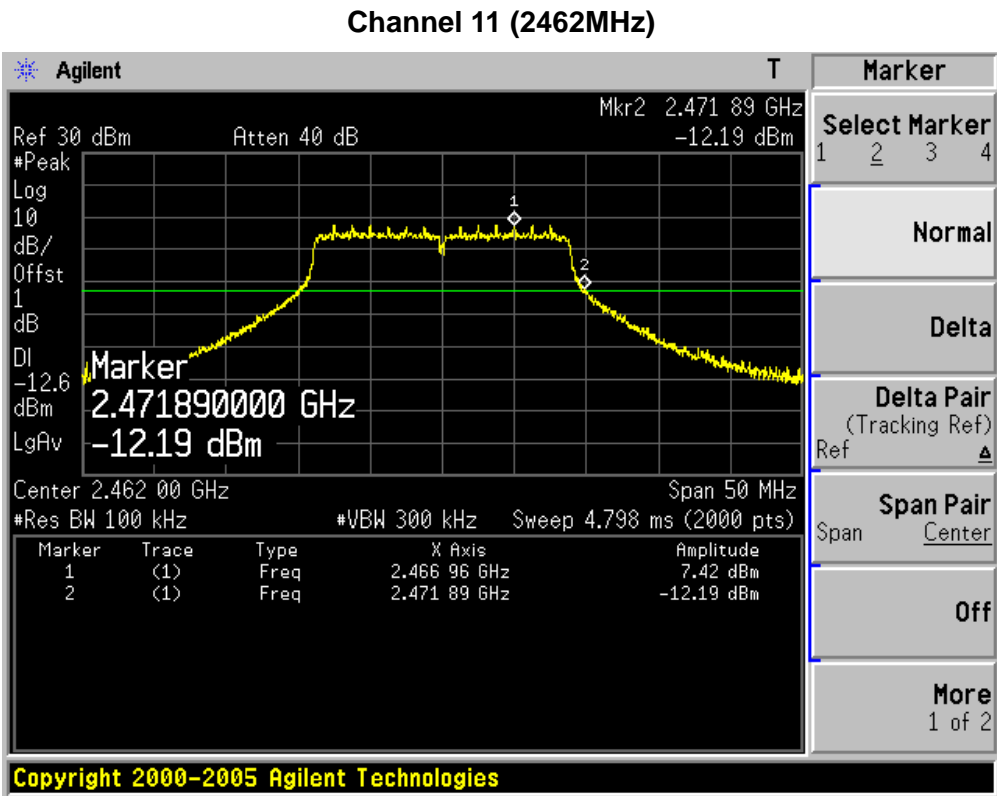




Product	:	WIRELESS-B/G/N 26DBM NETWORK MINI PCI ADAPTER
Test Item	:	Operation Frequency Range of 20dB Bandwidth
Test Site	:	AC-4
Test Mode	:	Mode 3: Transmit by 802.11n (20MHz) (Chain 1X 010)

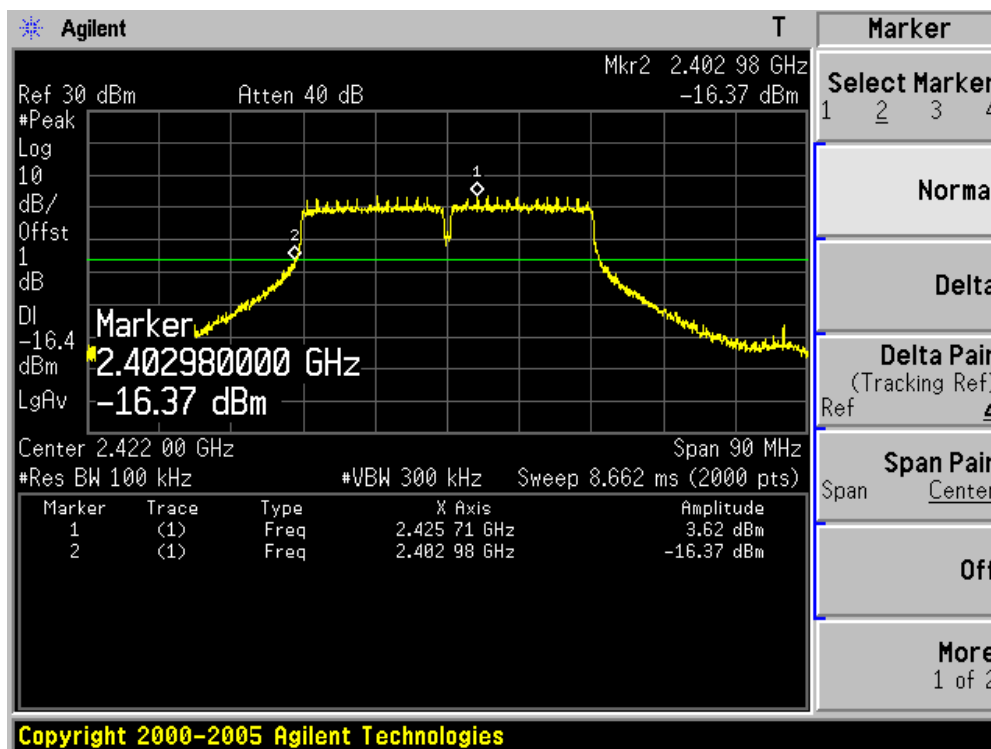
## Channel 01 (2412MHz)



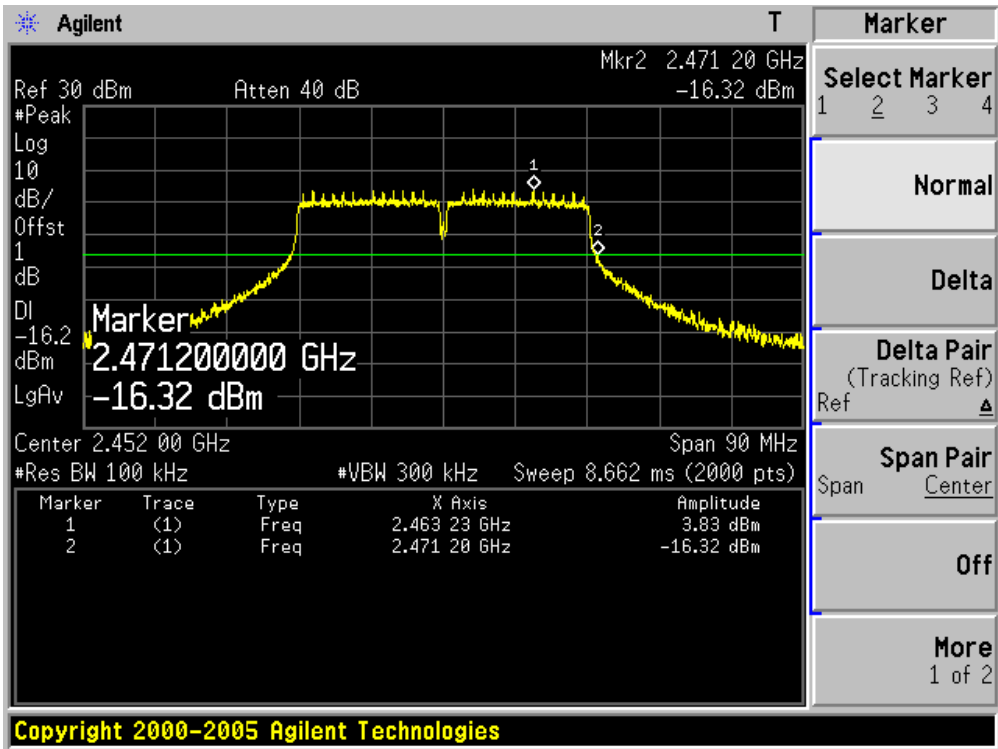


Product	:	WIRELESS-B/G/N 26DBM NETWORK MINI PCI ADAPTER
Test Item	:	Operation Frequency Range of 20dB Bandwidth
Test Site	:	AC-4
Test Mode	:	Mode 4: Transmit by 802.11n (40MHz) (Chain 1X 010)

## Channel 01 (2422MHz)

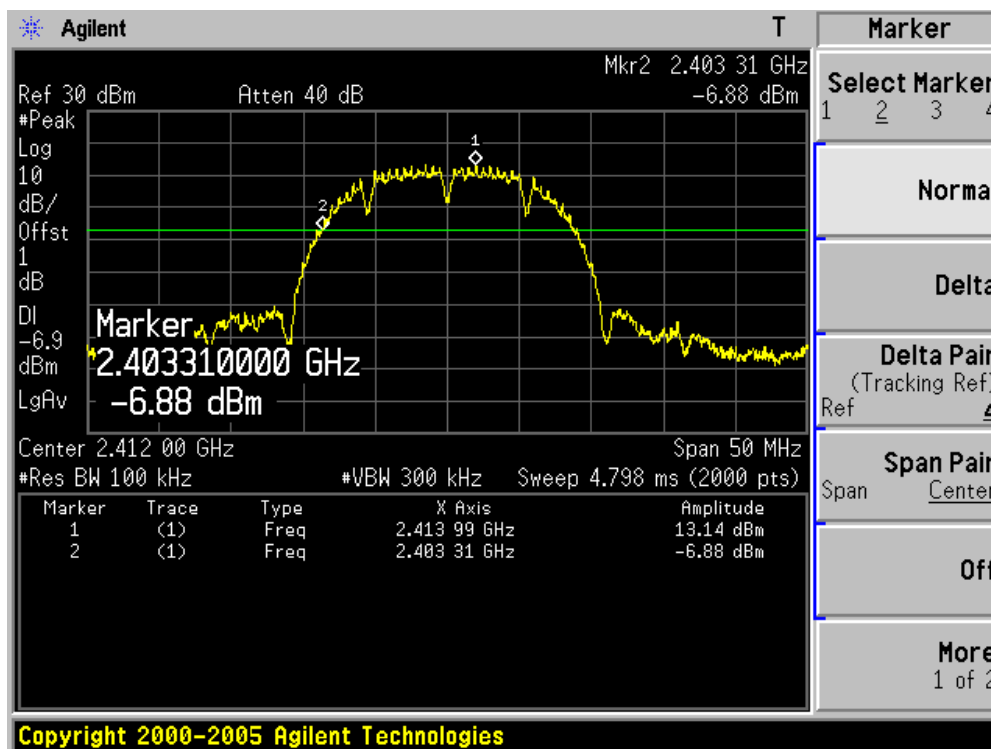


Channel 11 (2452MHz)

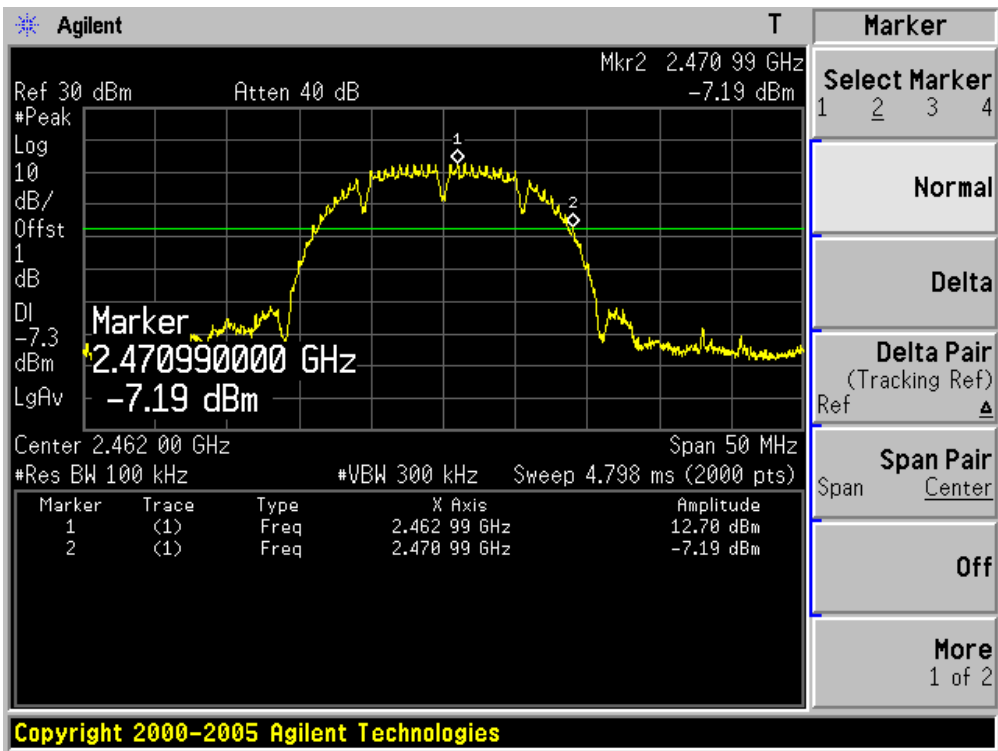


Product	:	WIRELESS-B/G/N 26DBM NETWORK MINI PCI ADAPTER
Test Item	:	Operation Frequency Range of 20dB Bandwidth
Test Site	:	AC-4
Test Mode	:	Mode 1: Transmit by 802.11b (Chain 1X 100)

## Channel 01 (2412MHz)

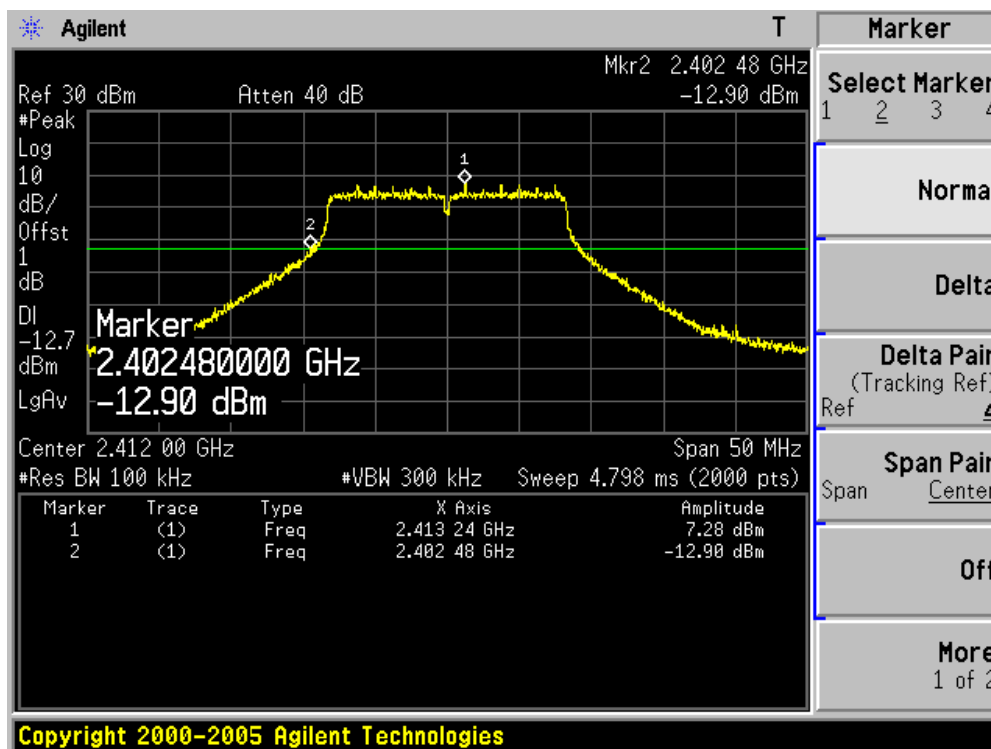


Channel 11 (2462MHz)

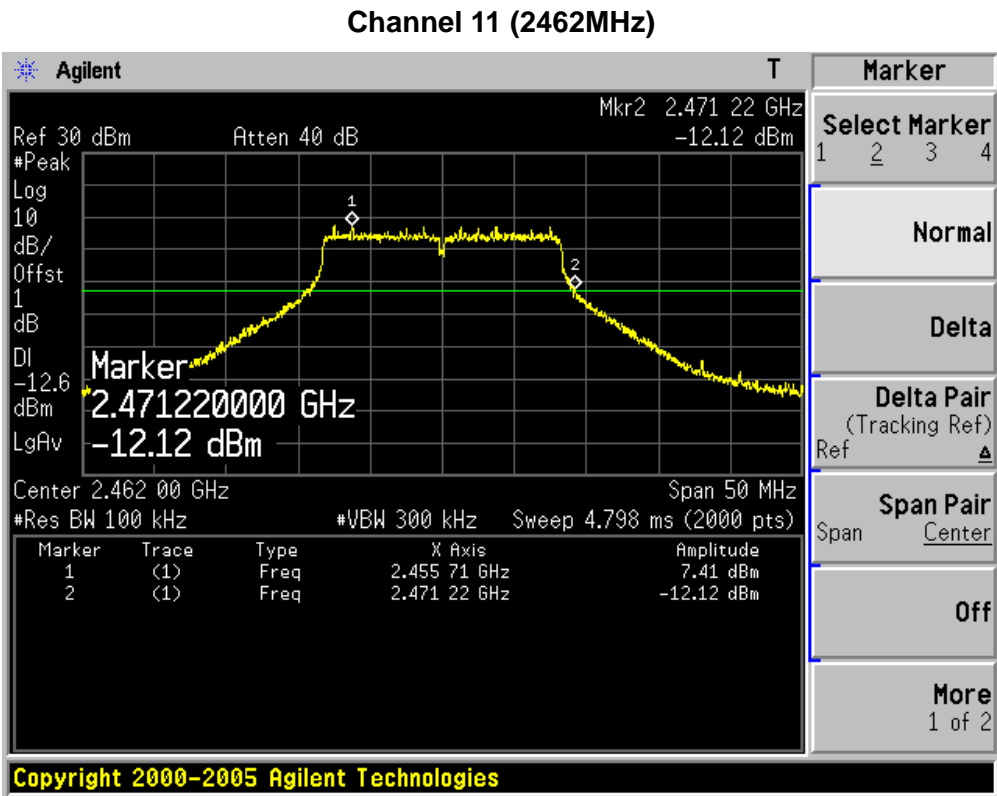


Product	:	WIRELESS-B/G/N 26DBM NETWORK MINI PCI ADAPTER
Test Item	:	Operation Frequency Range of 20dB Bandwidth
Test Site	:	AC-4
Test Mode	:	Mode 2: Transmit by 802.11g (Chain 1X 100)

## Channel 01 (2412MHz)

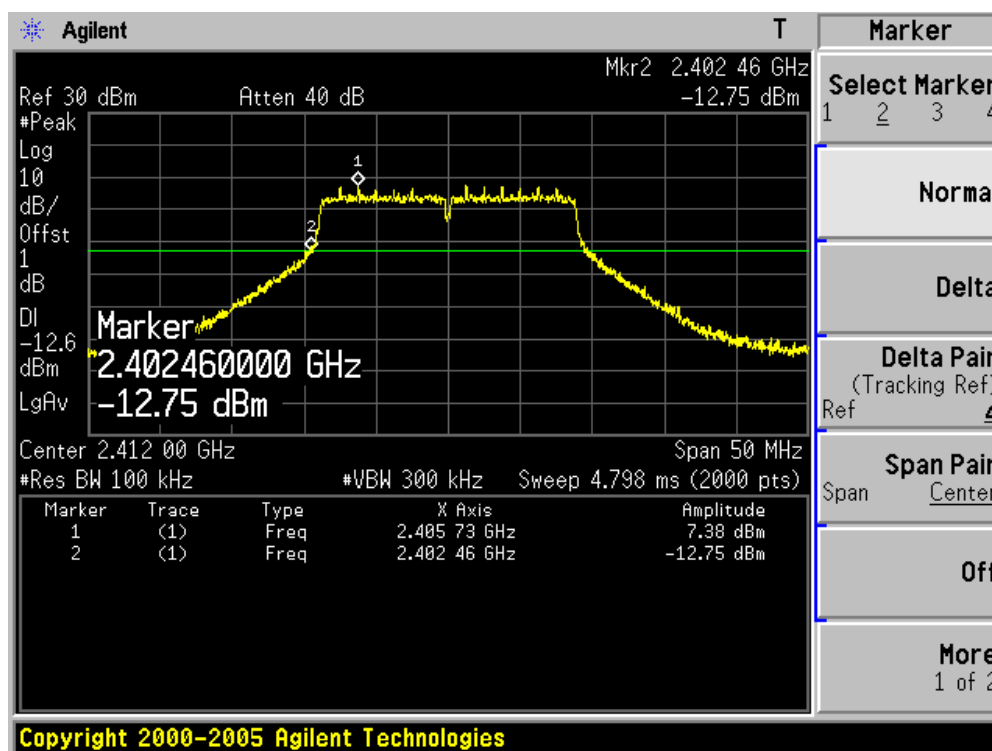


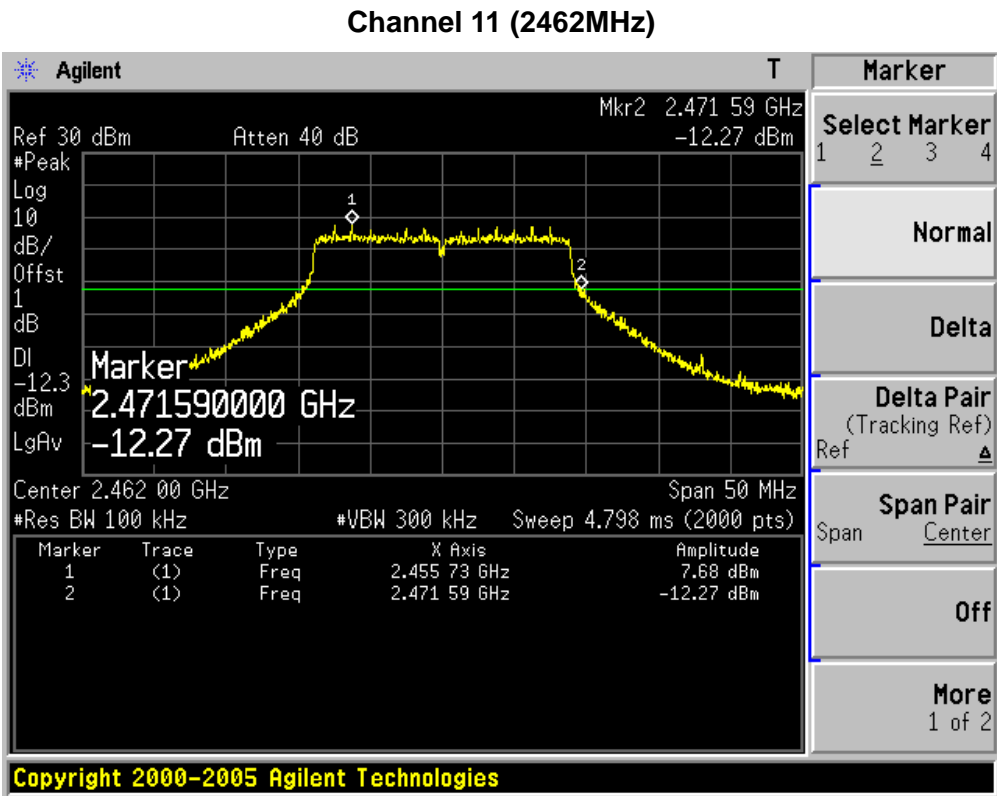




Product	:	WIRELESS-B/G/N 26DBM NETWORK MINI PCI ADAPTER
Test Item	:	Operation Frequency Range of 20dB Bandwidth
Test Site	:	AC-4
Test Mode	:	Mode 3: Transmit by 802.11n (20MHz) (Chain 1X 100)

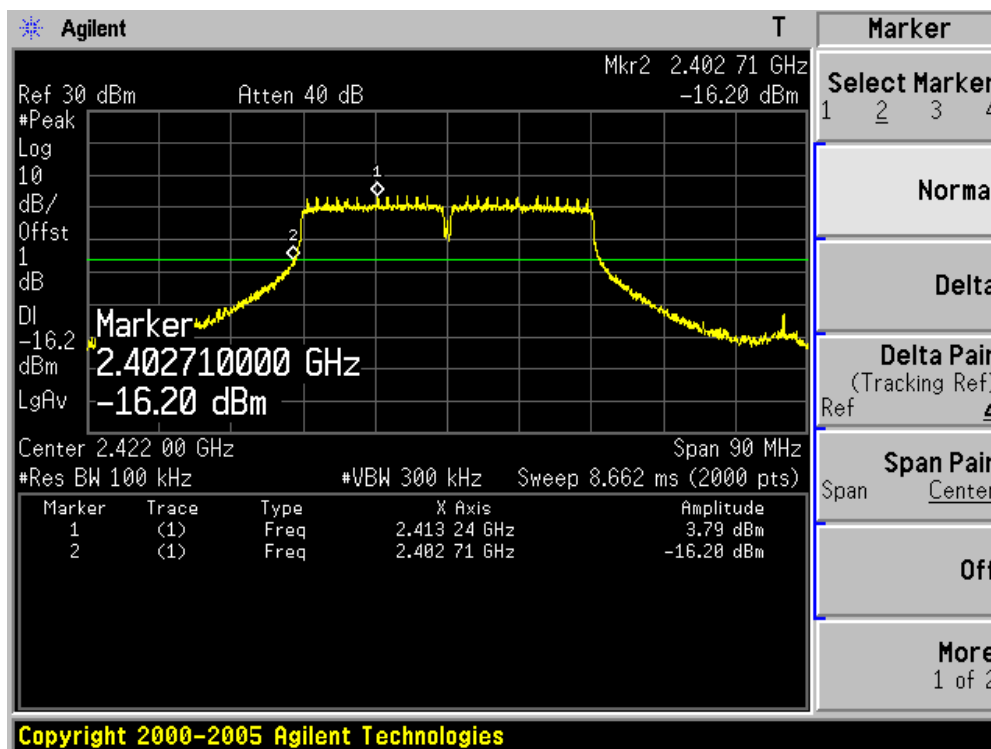
## Channel 01 (2412MHz)

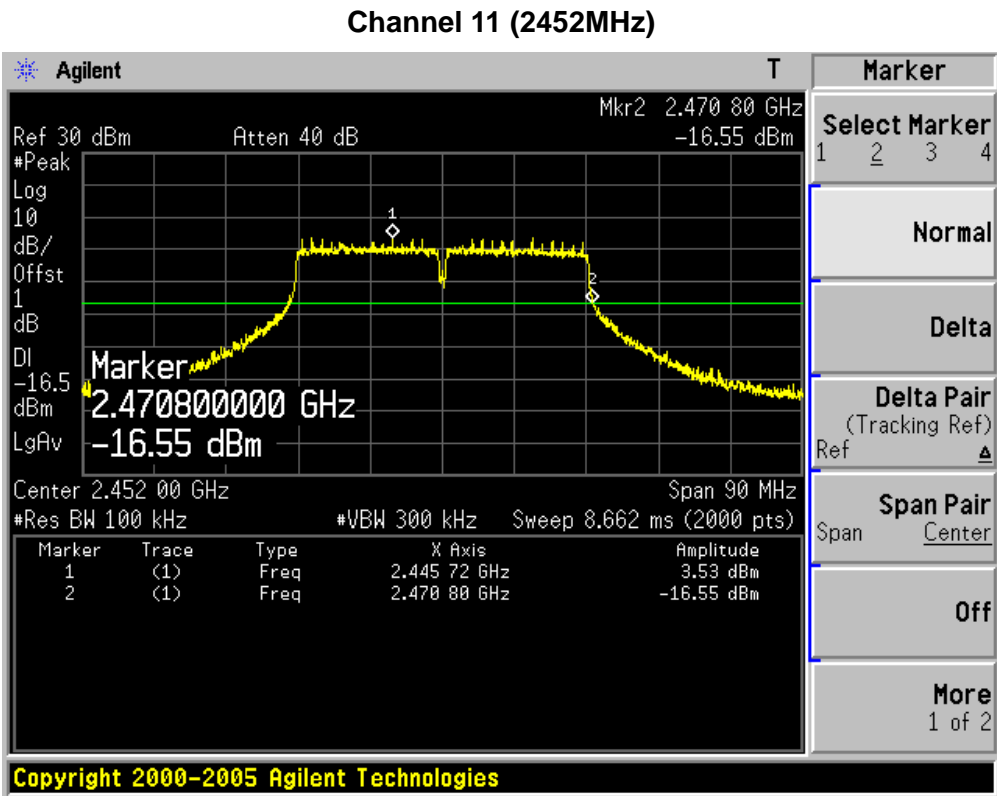




Product	:	WIRELESS-B/G/N 26DBM NETWORK MINI PCI ADAPTER
Test Item	:	Operation Frequency Range of 20dB Bandwidth
Test Site	:	AC-4
Test Mode	:	Mode 4: Transmit by 802.11n (40MHz) (Chain 1X 100)

Channel 01 (2422MHz)





## 8. Occupied Bandwidth

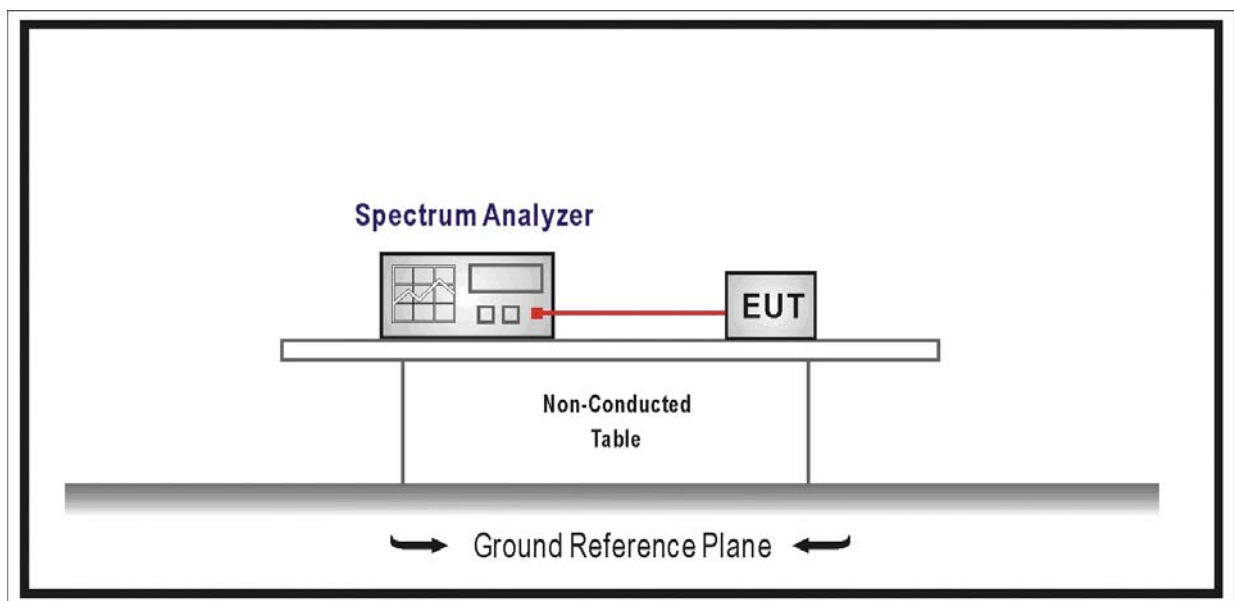
### 8.1. Test Equipment

Occupied Bandwidth / AC-4

Instrument	Manufacturer	Type No.	Serial No.	Cal. Date
Spectrum Analyzer	Agilent	E4446A	MY45300103	2008/06/11
Coaxial Cable	Huber+Suhner	AC4-RF	09	2008/11/25
Temperature/Humidity Meter	zhicheng	ZC1-2	QT-TH007	2008/03/09

Note: All equipments are calibrated with traceable calibrations. Each calibration is traceable to the national or international standards.

### 8.2. Test Setup



### 8.3. Limit

The minimum 6 dB bandwidth shall be at least 500 kHz.

### 8.4. Test Procedure

The EUT was tested according to DTS test procedure of Oct 2002 KDB558074 for compliance to FCC 47CFR 15.247 requirements.

Set RBW = 100 kHz, Span greater than RBW.

### **8.5. Uncertainty**

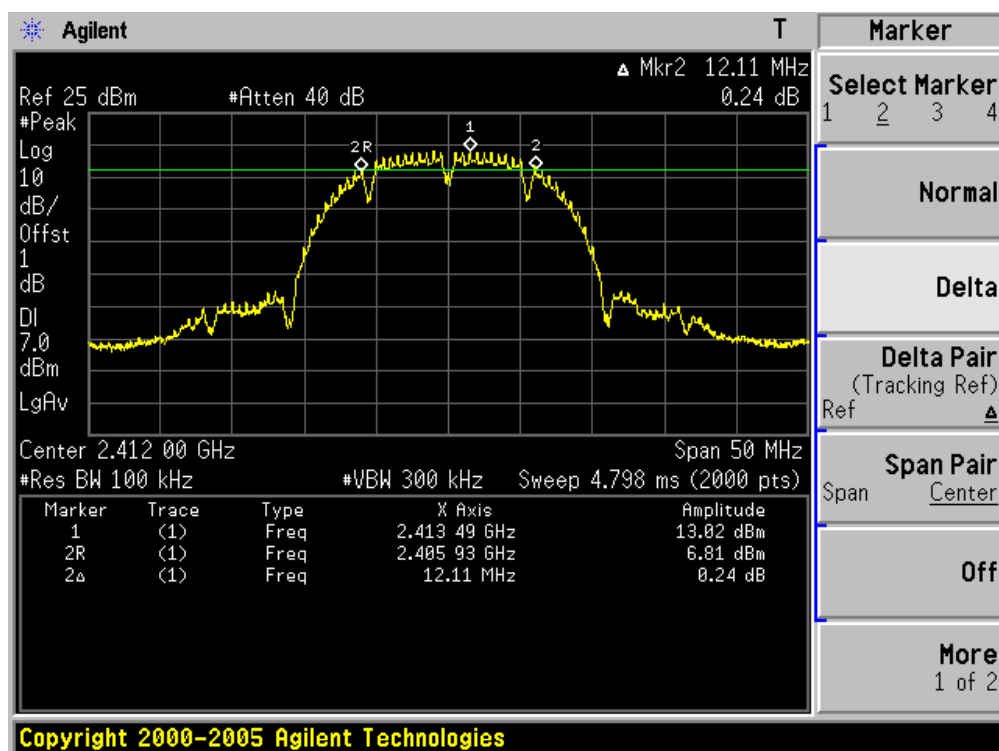
The measurement uncertainty is defined as  $\pm 1$  kHz

## 8.6. Test Result

Product	:	WIRELESS-B/G/N 26DBM NETWORK MINI PCI ADAPTER
Test Item	:	Occupied Bandwidth
Test Site	:	AC-4
Test Mode	:	Mode 1: Transmit by 802.11b (Chain 1X 010)

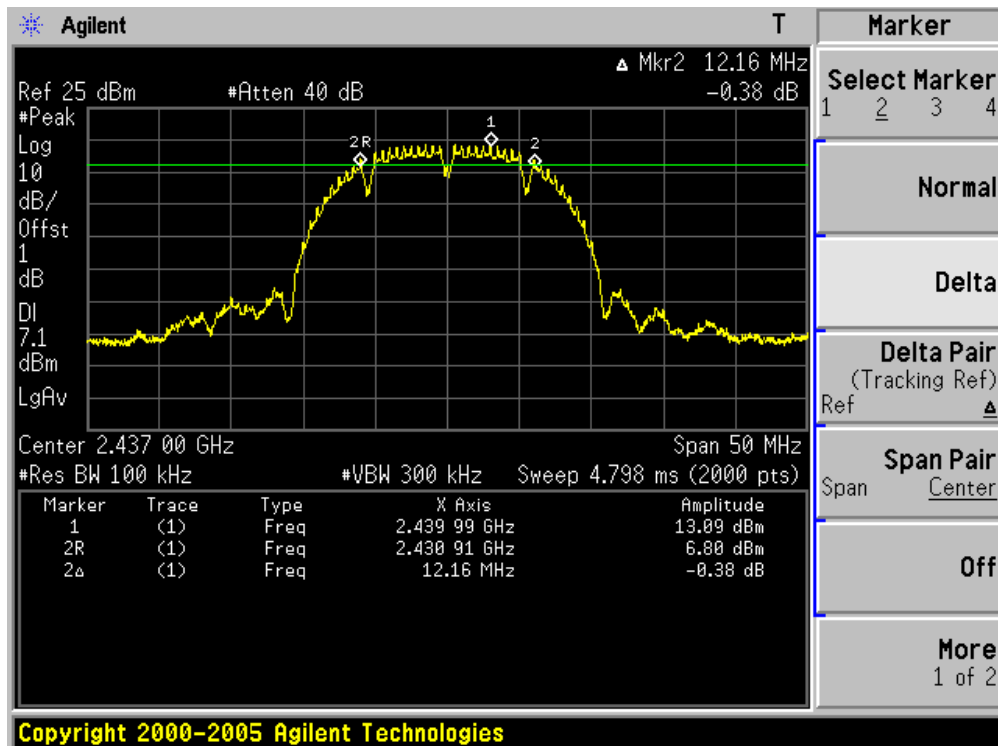
Channel No.	Frequency (MHz)	Occupied Bandwidth (kHz)	Limit (kHz)	Result
01	2412	12110	500	Pass
06	2437	12160	500	Pass
11	2462	12080	500	Pass

### Channel 01 (2412MHz)

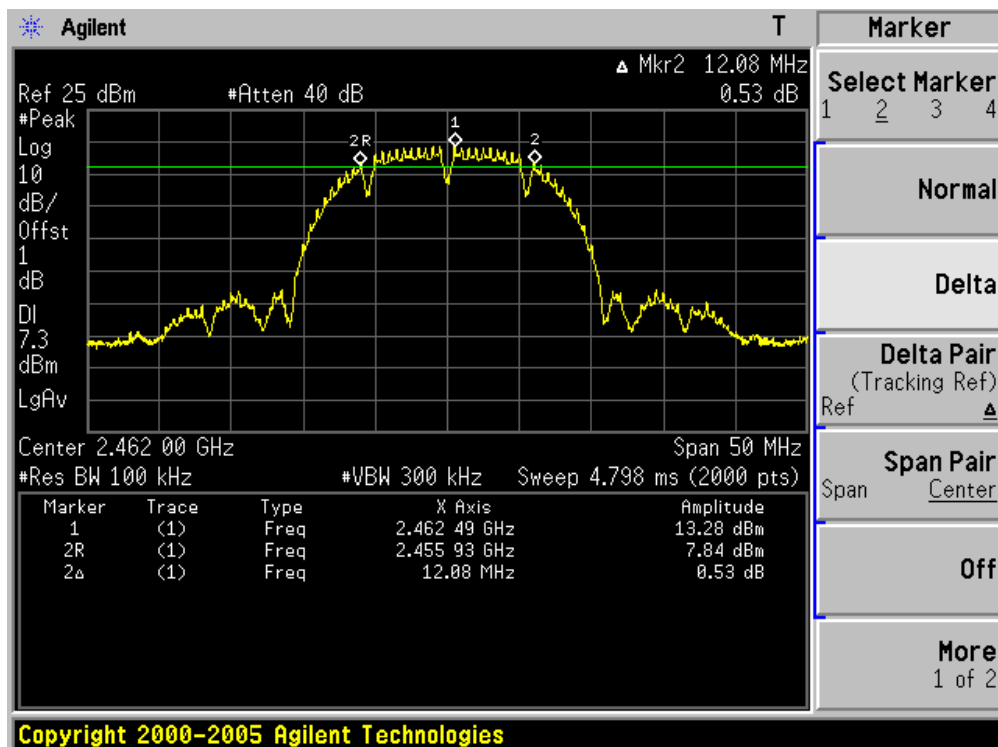




### Channel 06 (2437MHz)



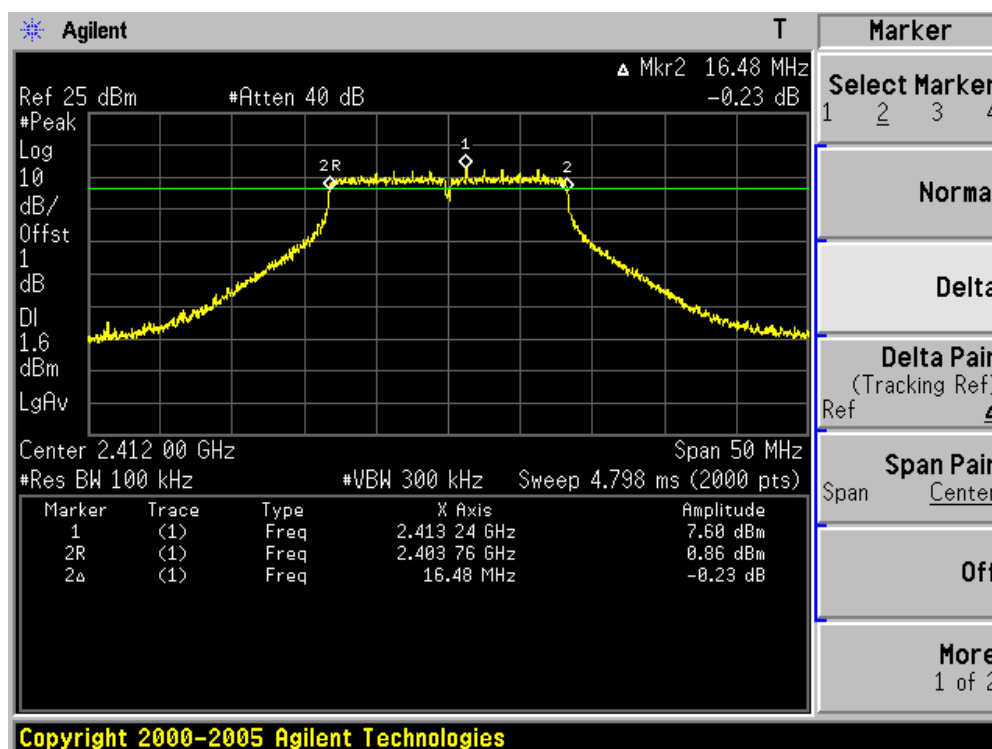
### Channel 11 (2462MHz)



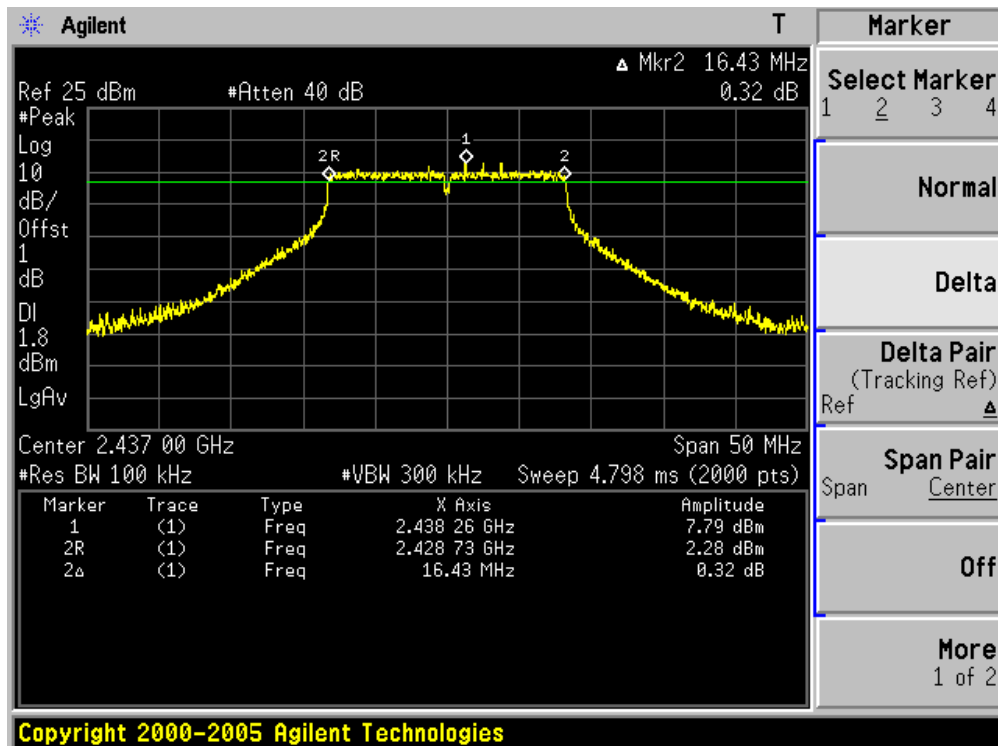
Product	:	WIRELESS-B/G/N 26DBM NETWORK MINI PCI ADAPTER
Test Item	:	Occupied Bandwidth
Test Site	:	AC-4
Test Mode	:	Mode 2: Transmit by 802.11g (Chain 1X 010)

Channel No.	Frequency (MHz)	Occupied Bandwidth (kHz)	Limit (kHz)	Result
01	2412	16480	500	Pass
06	2437	16430	500	Pass
11	2462	16410	500	Pass

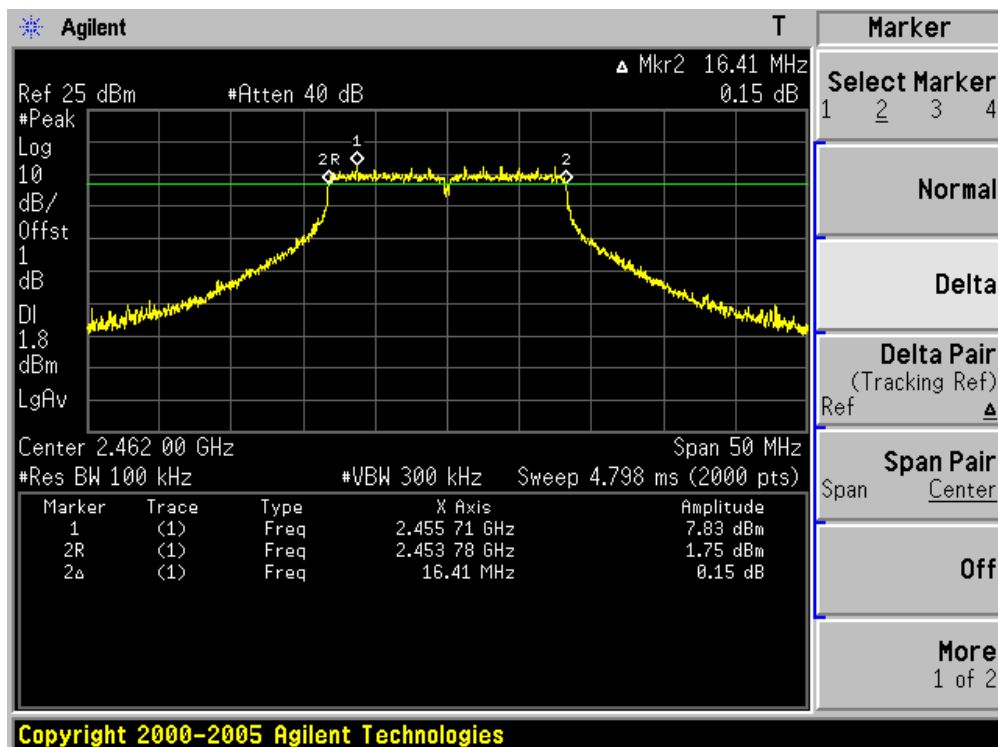
Channel 01 (2412MHz)



### Channel 06 (2437MHz)



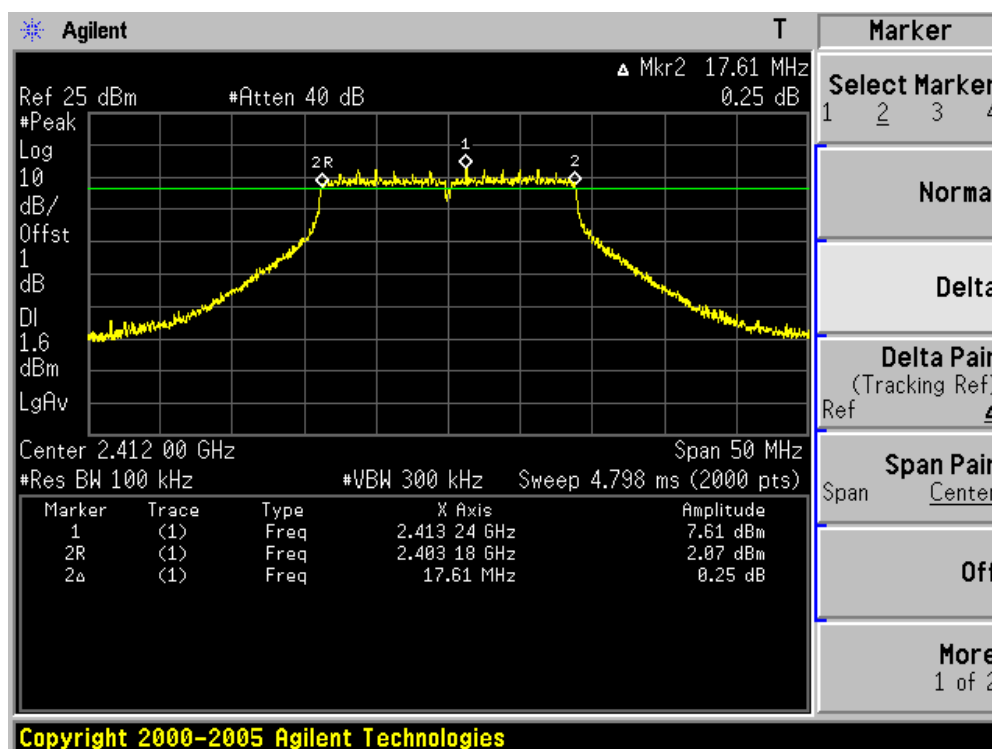
### Channel 11 (2462MHz)



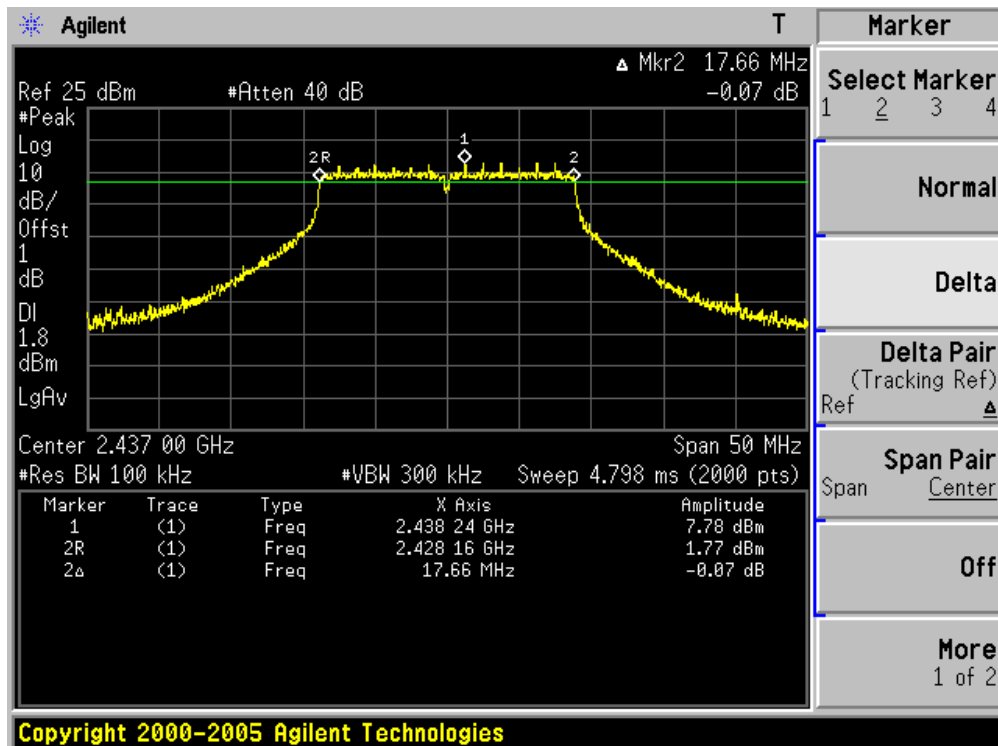
Product	:	WIRELESS-B/G/N 26DBM NETWORK MINI PCI ADAPTER
Test Item	:	Occupied Bandwidth
Test Site	:	AC-4
Test Mode	:	Mode 3: Transmit by 802.11n (20MHz) (Chain 1X 010)

Channel No.	Frequency (MHz)	Occupied Bandwidth (kHz)	Limit (kHz)	Result
01	2412	17610	500	Pass
06	2437	17660	500	Pass
11	2462	17630	500	Pass

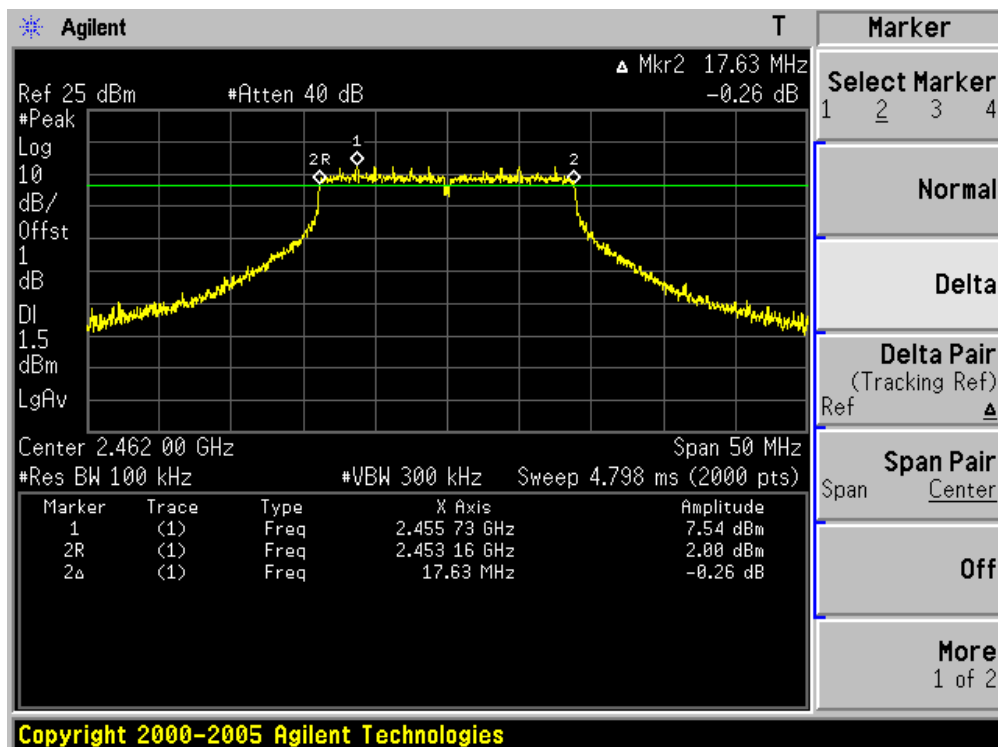
Channel 01 (2412MHz)



### Channel 06 (2437MHz)



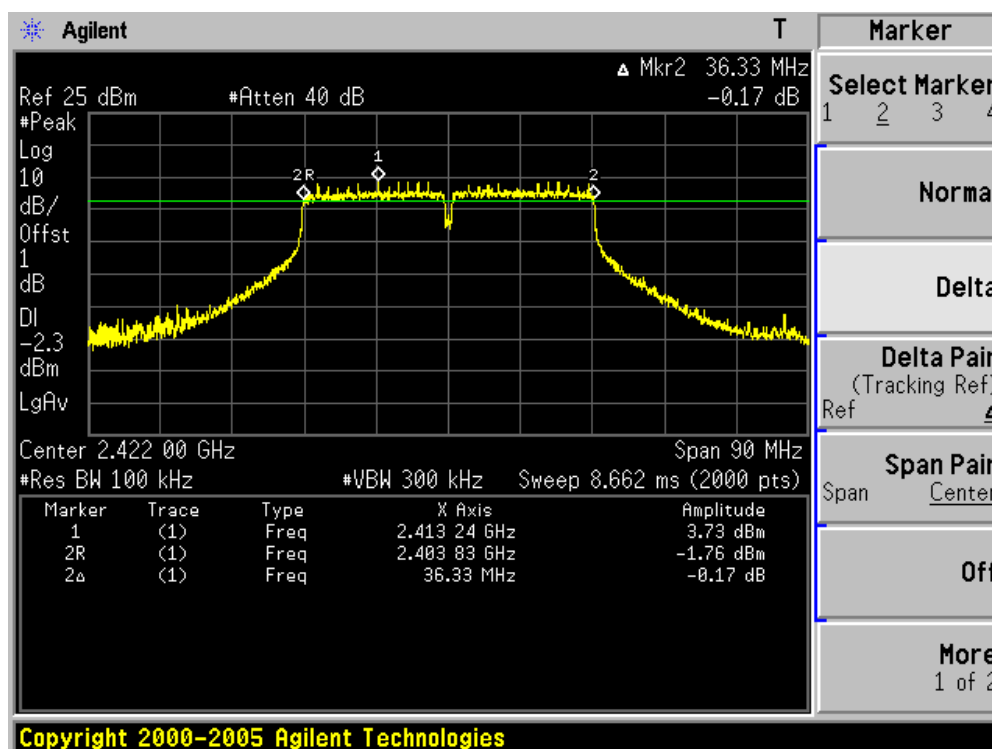
### Channel 11 (2462MHz)



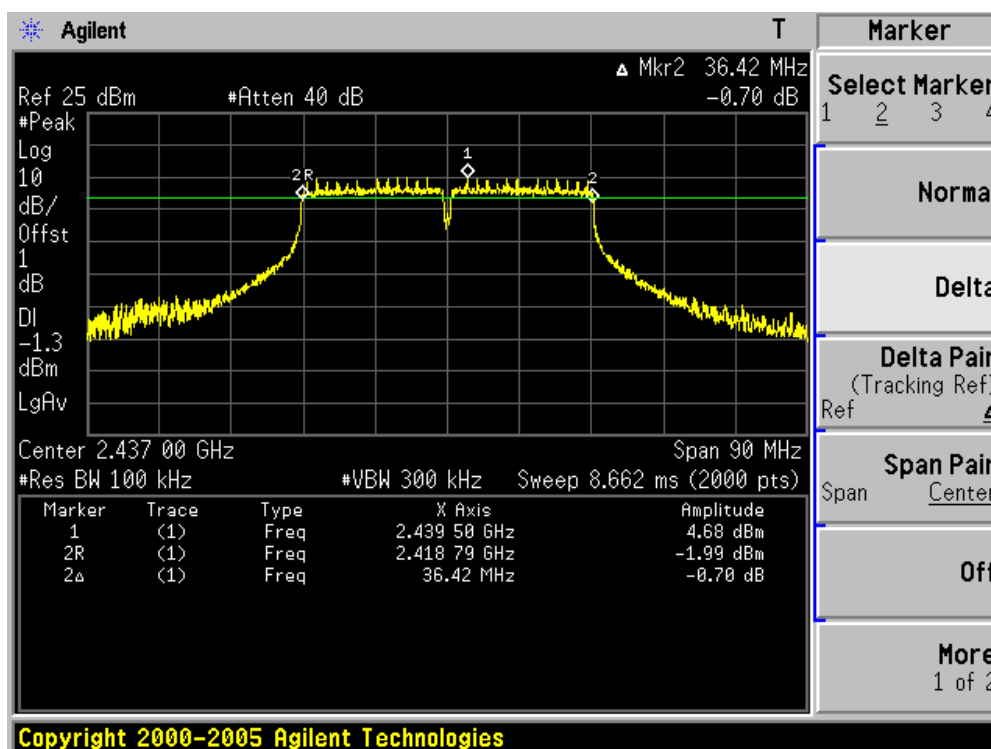
Product	:	WIRELESS-B/G/N 26DBM NETWORK MINI PCI ADAPTER
Test Item	:	Occupied Bandwidth
Test Site	:	AC-4
Test Mode	:	Mode 4: Transmit by 802.11n (40MHz) (Chain 1X 010)

Channel No.	Frequency (MHz)	Occupied Bandwidth (kHz)	Limit (kHz)	Result
03	2422	36330	500	Pass
06	2437	36420	500	Pass
09	2452	36380	500	Pass

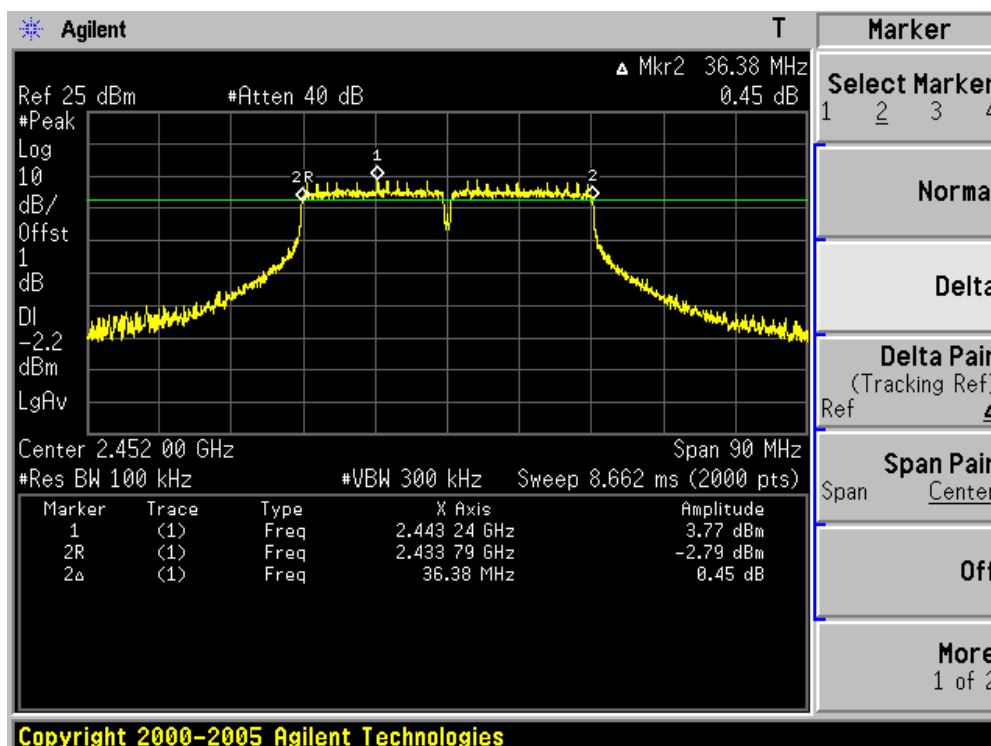
Channel 01 (2422MHz)



### Channel 06 (2437MHz)



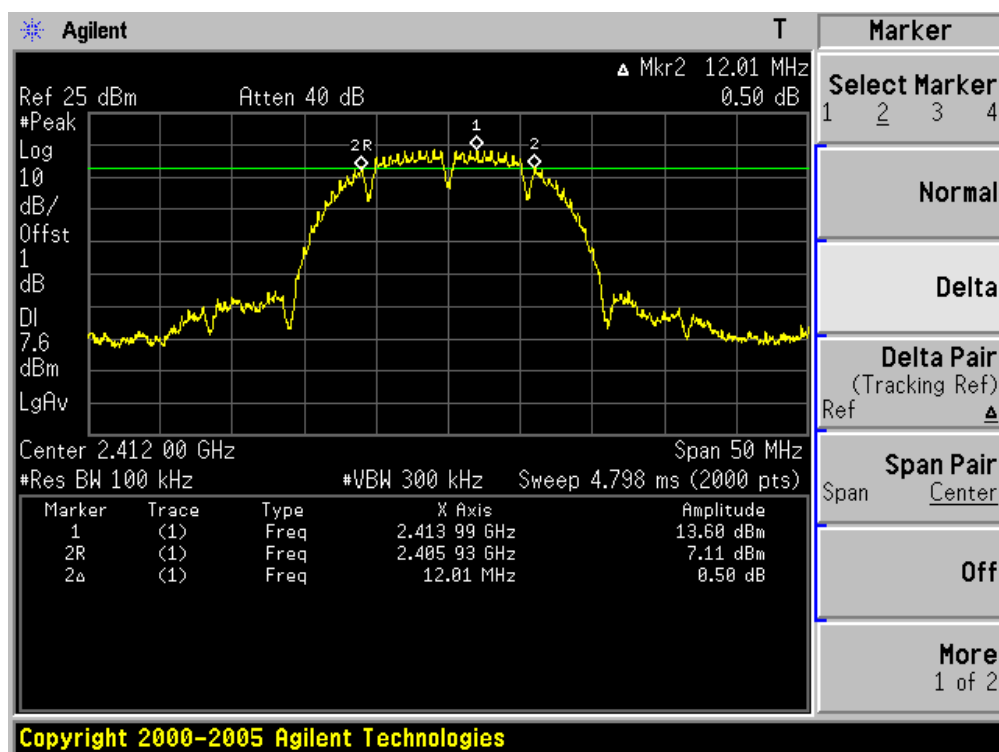
### Channel 11 (2452MHz)



Product	:	WIRELESS-B/G/N 26DBM NETWORK MINI PCI ADAPTER
Test Item	:	Occupied Bandwidth
Test Site	:	AC-4
Test Mode	:	Mode 1: Transmit by 802.11b (Chain 1X 100)

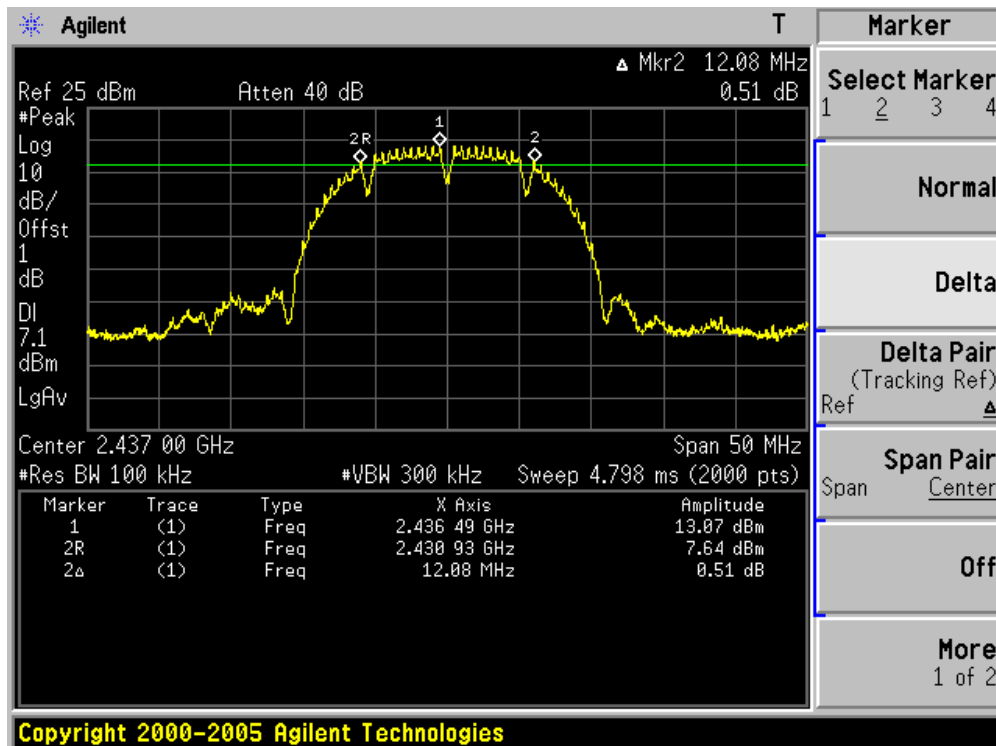
Channel No.	Frequency (MHz)	Occupied Bandwidth (kHz)	Limit (kHz)	Result
01	2412	12110	500	Pass
06	2437	12160	500	Pass
11	2462	12080	500	Pass

Channel 01 (2412MHz)

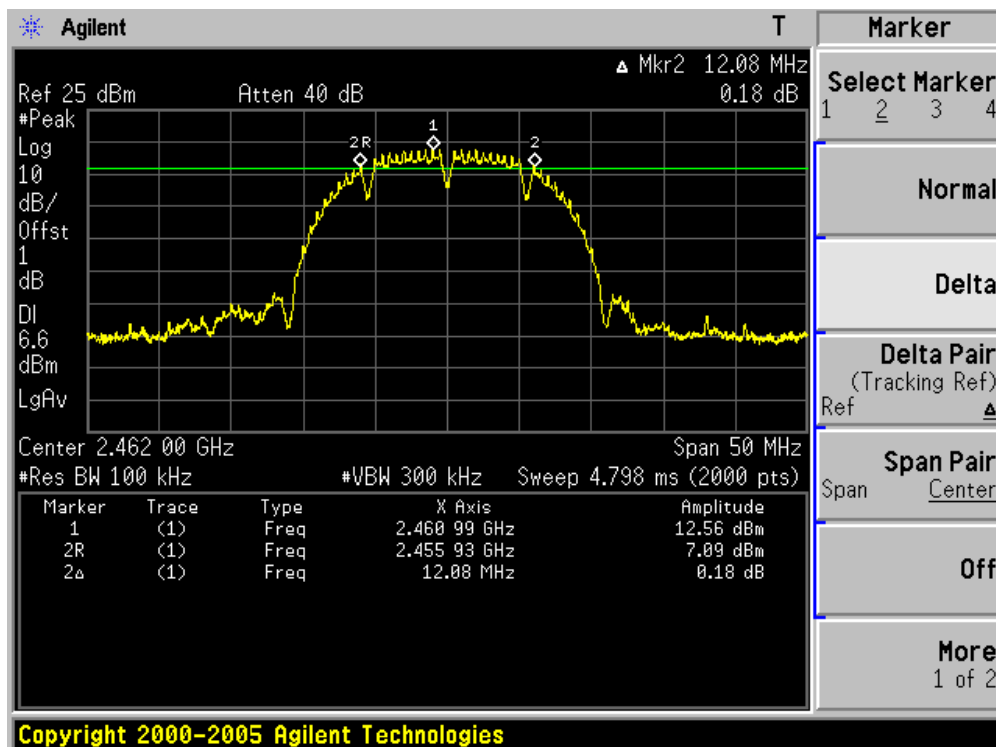




### Channel 06 (2437MHz)



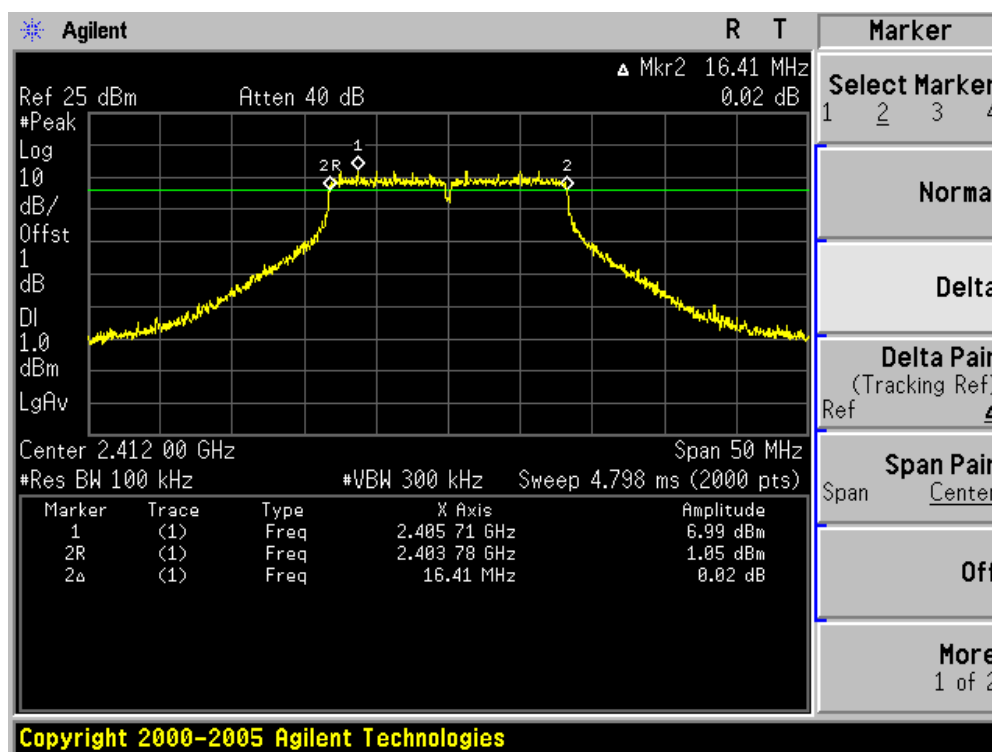
### Channel 11 (2462MHz)



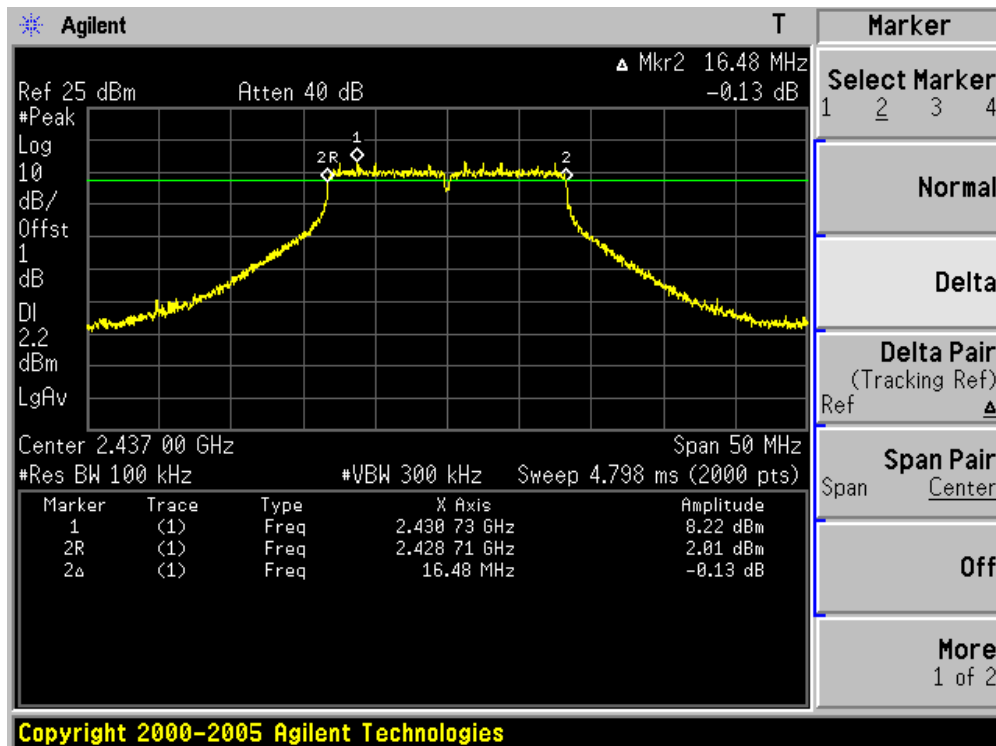
Product	:	WIRELESS-B/G/N 26DBM NETWORK MINI PCI ADAPTER
Test Item	:	Occupied Bandwidth
Test Site	:	AC-4
Test Mode	:	Mode 2: Transmit by 802.11g (Chain 1X 100)

Channel No.	Frequency (MHz)	Occupied Bandwidth (kHz)	Limit (kHz)	Result
01	2412	16410	500	Pass
06	2437	16480	500	Pass
11	2462	16460	500	Pass

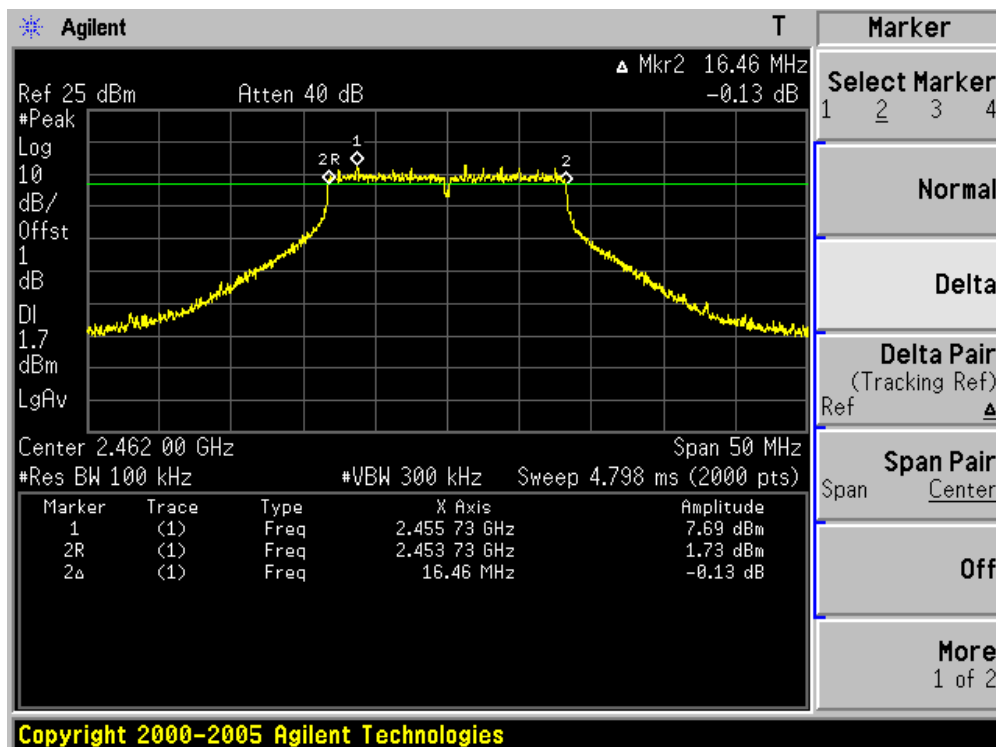
Channel 01 (2412MHz)



### Channel 06 (2437MHz)



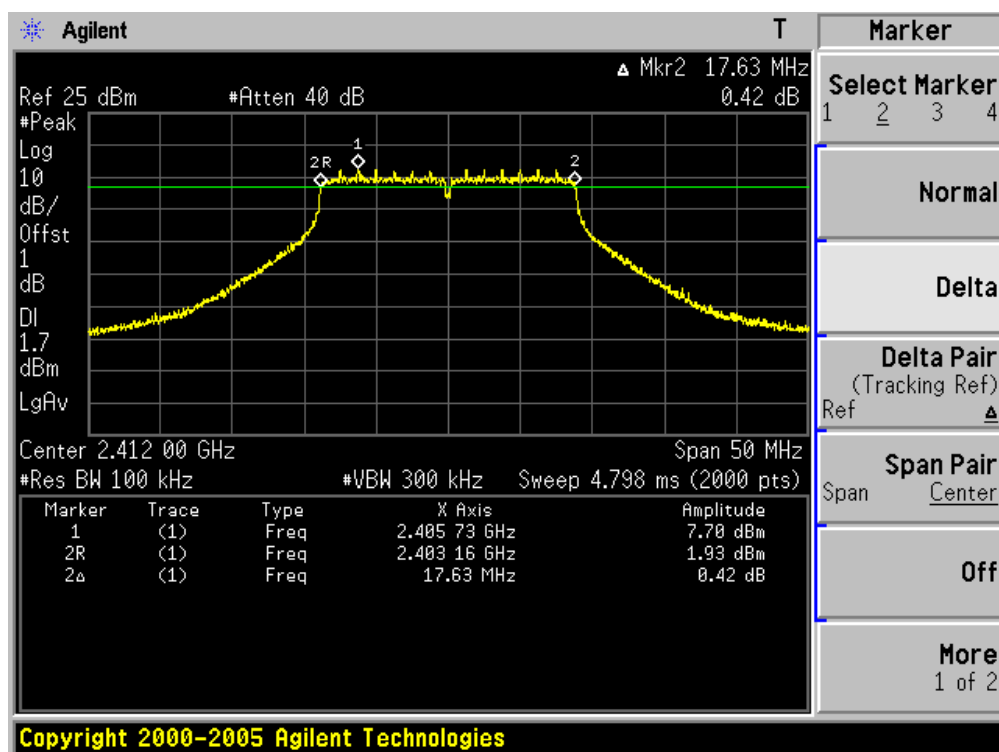
### Channel 11 (2462MHz)



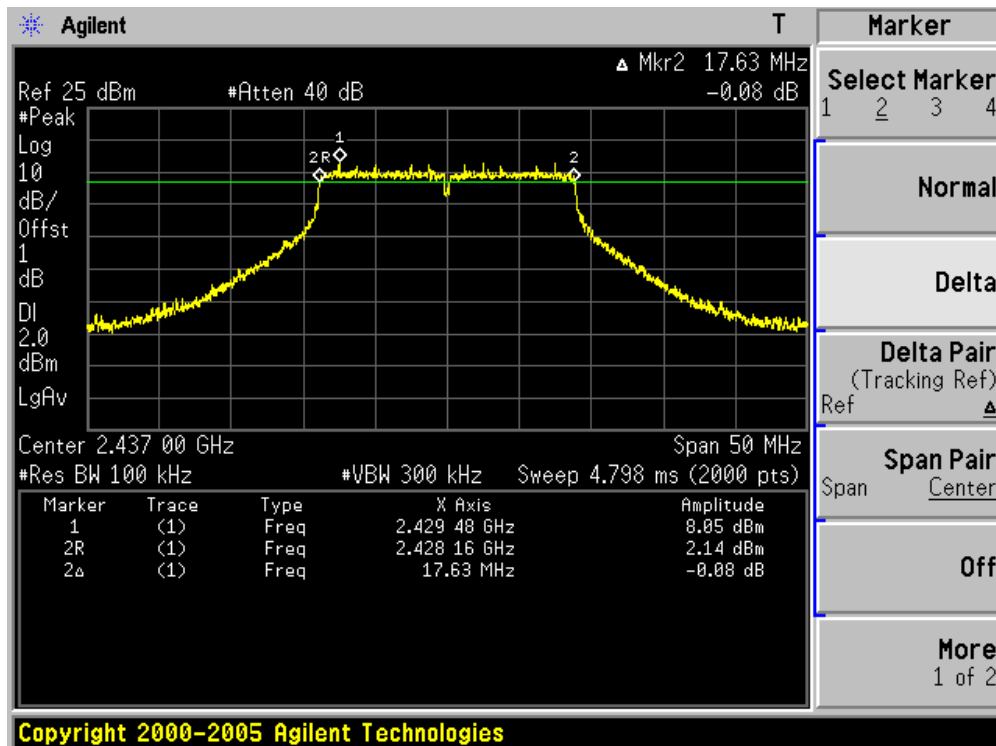
Product	:	WIRELESS-B/G/N 26DBM NETWORK MINI PCI ADAPTER
Test Item	:	Occupied Bandwidth
Test Site	:	AC-4
Test Mode	:	Mode 3: Transmit by 802.11n (20MHz) (Chain 1X 100)

Channel No.	Frequency (MHz)	Occupied Bandwidth (kHz)	Limit (kHz)	Result
01	2412	17630	500	Pass
06	2437	17630	500	Pass
11	2462	17660	500	Pass

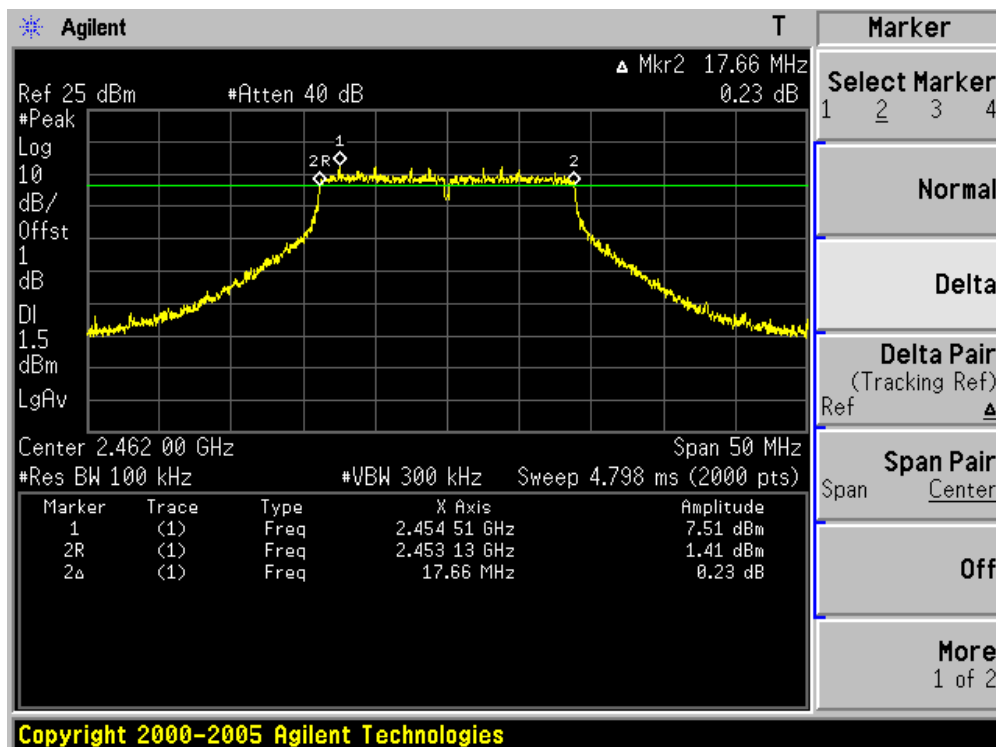
Channel 01 (2412MHz)



### Channel 06 (2437MHz)



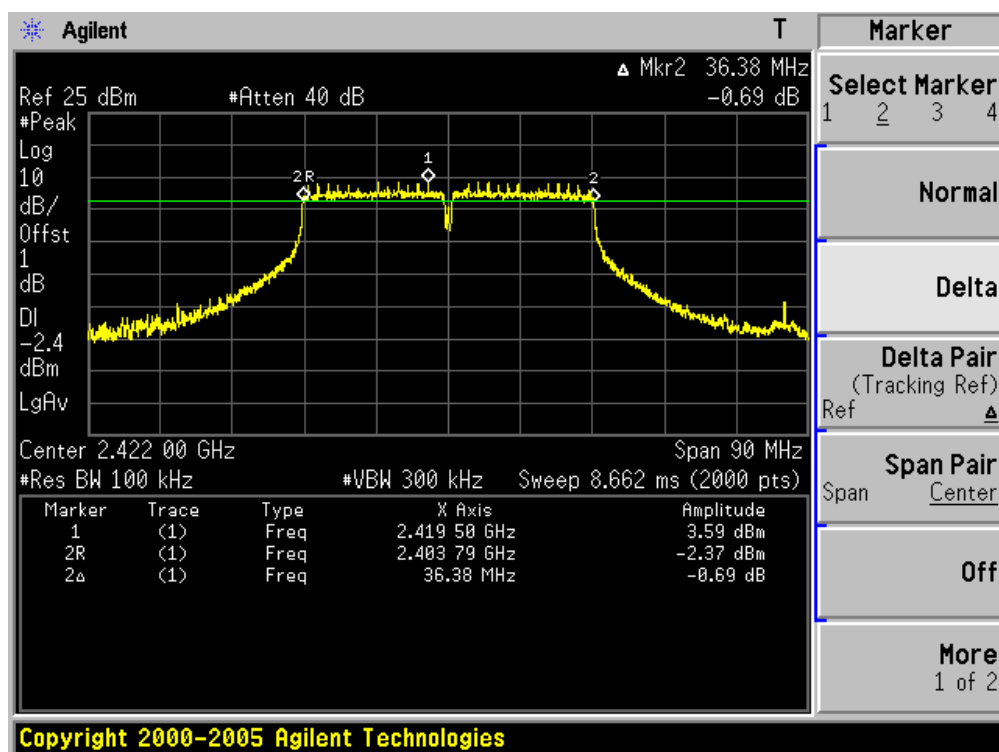
### Channel 11 (2462MHz)



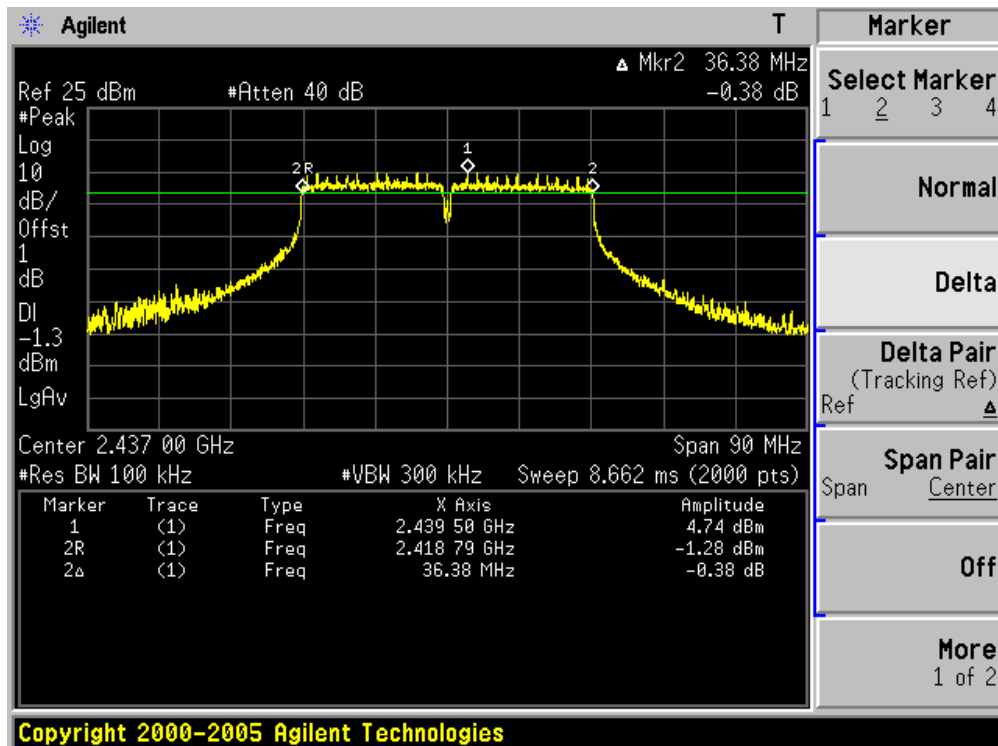
Product	:	WIRELESS-B/G/N 26DBM NETWORK MINI PCI ADAPTER
Test Item	:	Occupied Bandwidth
Test Site	:	AC-4
Test Mode	:	Mode 4: Transmit by 802.11n (40MHz) (Chain 1X 100)

Channel No.	Frequency (MHz)	Occupied Bandwidth (kHz)	Limit (kHz)	Result
03	2422	36380	500	Pass
06	2437	36380	500	Pass
09	2452	36380	500	Pass

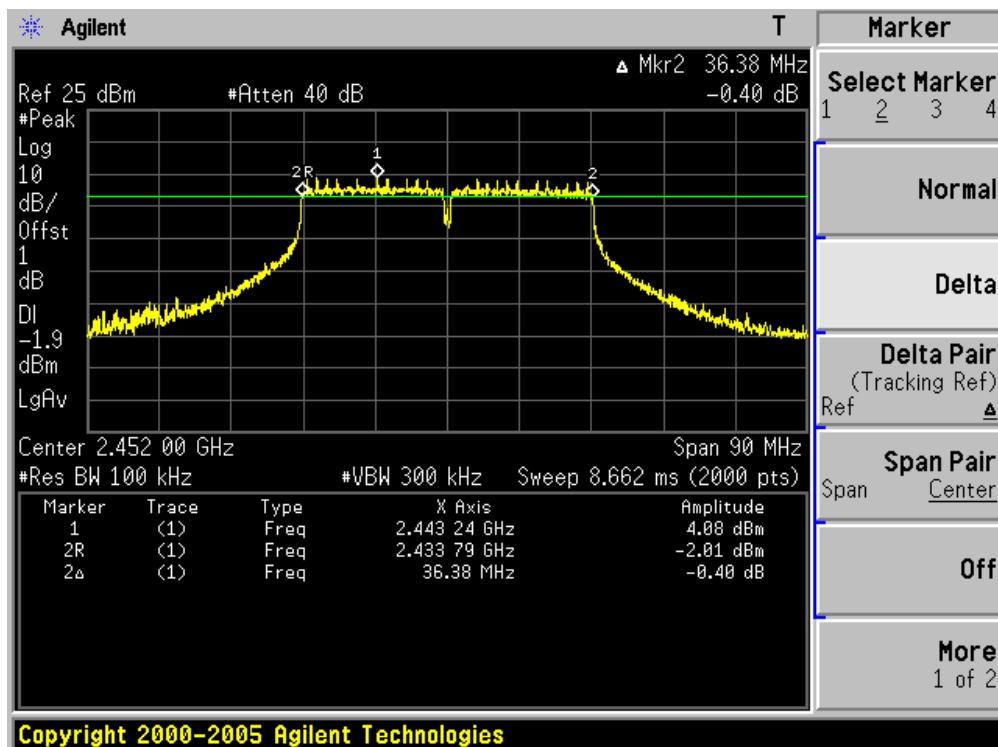
Channel 01 (2422MHz)



### Channel 06 (2437MHz)



### Channel 11 (2452MHz)



## 9. Power Output

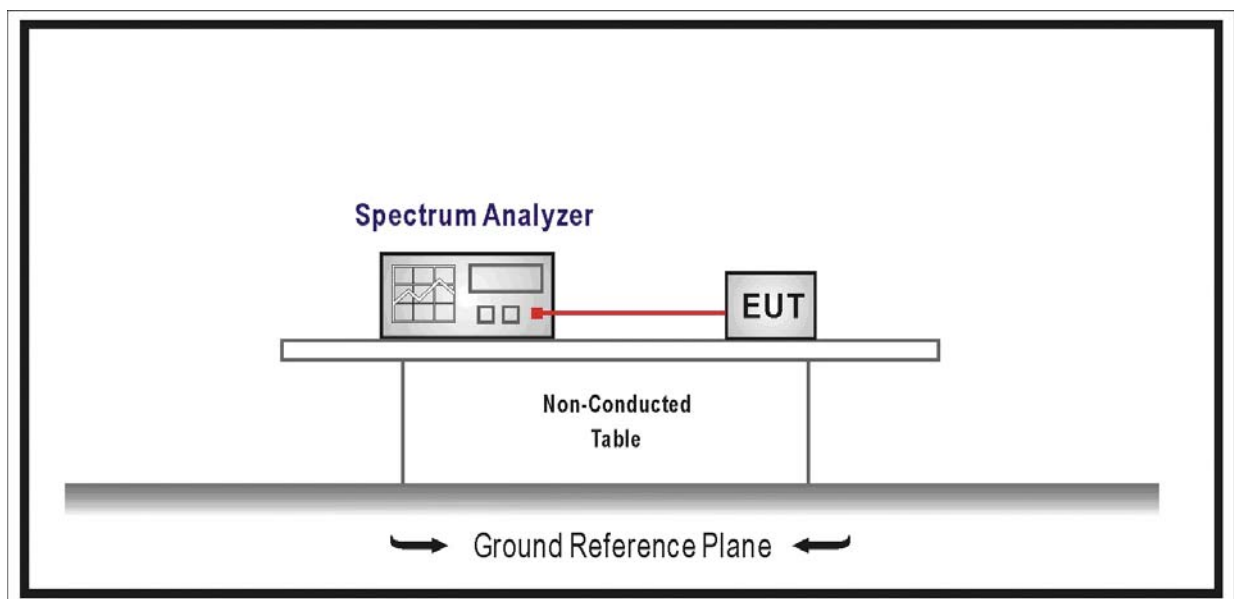
### 9.1. Test Equipment

Power Output / AC-4

Instrument	Manufacturer	Type No.	Serial No.	Cal. Date
Spectrum Analyzer	Agilent	E4446A	MY45300103	2008/06/11
Coaxial Cable	Huber+Suhner	AC4-RF	09	2008/11/25
Temperature/Humidity Meter	zhicheng	ZC1-2	QT-TH007	2008/03/09

Note: All equipments are calibrated with traceable calibrations. Each calibration is traceable to the national or international standards.

### 9.2. Test Setup



### 9.3. Limit

The maximum peak power shall be less 1 Watt (30dBm).

Note: the conducted output power limit specified above is based on the use the antennas with directional gains that do not exceed 6 dBi are used, the conducted output power from the intentional radiator shall be reduced below the stated values above, as appropriate, by the amount in dB that the directional gain of antenna exceeds 6 dBi.

### 9.4. Test Procedure



The EUT was tested according to DTS test procedure of Oct 2002 KDB558074 for compliance to FCC 47CFR 15.247 requirements.

Power output measurement allowed per Section 15.247(b)(3).

In the following, "T" is the transmission pulse duration over which the transmitter is on and transmitting at its maximum power control level. Measurements are performed with a spectrum analyzer. Three methods are provided to accommodate measurement limitations of the spectrum analyzer depending on signal parameters. Set resolution bandwidth (RBW) = 1 MHz. Set span to encompass the entire emission bandwidth (EBW) of the signal. Use automatic setting for analyzer sweep time.

As "T"  $\geq$  sweep time, the test procedure will be used as following:

1. Set span to encompass the entire emission bandwidth (EBW) of the signal.
2. Set RBW = 1 MHz.
3. Set VBW  $\geq$  3 MHz.
4. Use sample detector mode if bin width (i.e., span/number of points in spectrum display) < 0.5 RBW. Otherwise use peak detector mode.
5. Use a video trigger with the trigger level set to enable triggering only on full power pulses. Transmitter must operate at full control power for entire sweep of every sweep. If the device transmits continuously, with no off intervals or reduced power intervals, the trigger may be set to "free run".
6. Trace average 100 traces in power averaging mode.
7. Compute power by integrating the spectrum across the 26 dB EBW of the signal. The integration can be performed using the spectrum analyzer's band power measurement function with band limits set equal to the EBW band edges or by summing power levels in each 1 MHz band in linear power terms. The 1 MHz band power levels to be summed can be obtained by averaging, in linear power terms, power levels in each frequency bin across the 1 MHz.

## 9.5. Uncertainty

The measurement uncertainty is defined as  $\pm 1.27$  dB

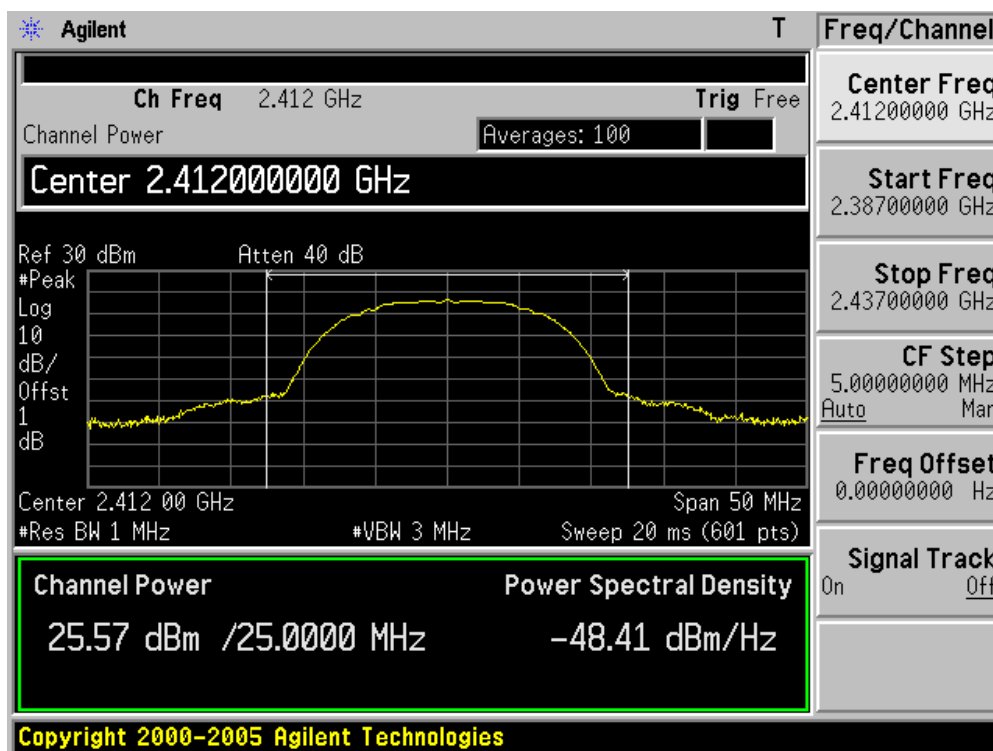
## 9.6. Test Result

Product	:	WIRELESS-B/G/N 26DBM NETWORK MINI PCI ADAPTER
Test Item	:	Power Output
Test Site	:	AC-4
Test Mode	:	Mode 1: Transmit by 802.11b (Chain 1X 010)

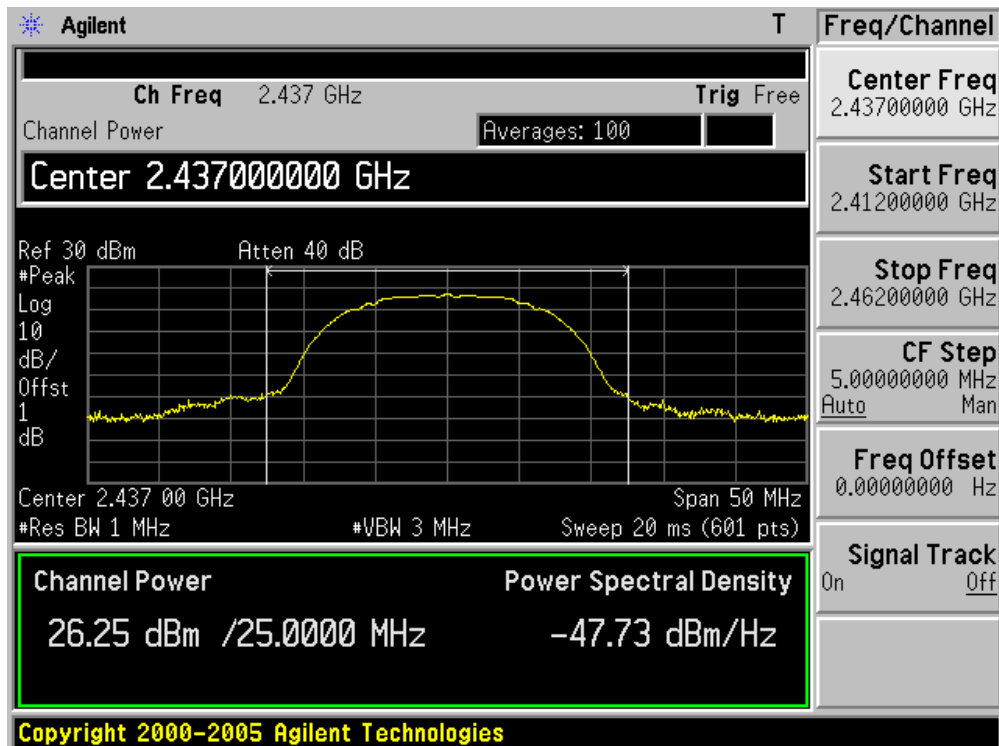
Channel No.	Frequency (MHz)	Measurement Power Output (dBm)		Total Power (dBm)	Limit (dBm)	Result
		Chain 010	Chain 100			
1	2412	25.57	N/A	25.57	30.00	Pass
6	2437	26.25	N/A	26.25	30.00	Pass
11	2462	25.94	N/A	25.94	30.00	Pass

Note: The antenna gain of transmitter is less than 6 dBi and other than fixed, point-to-point operation, therefore the limit is 30 dBm.

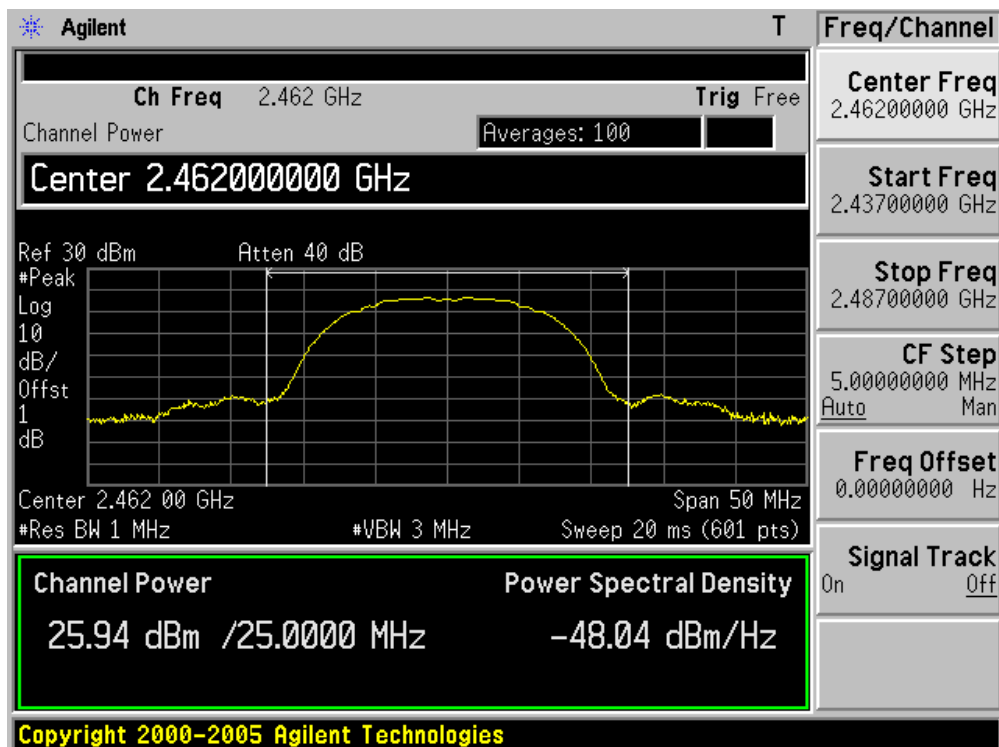
Channel 01 (2412MHz)



### Channel 06 (2437MHz)



### Channel 11 (2462MHz)

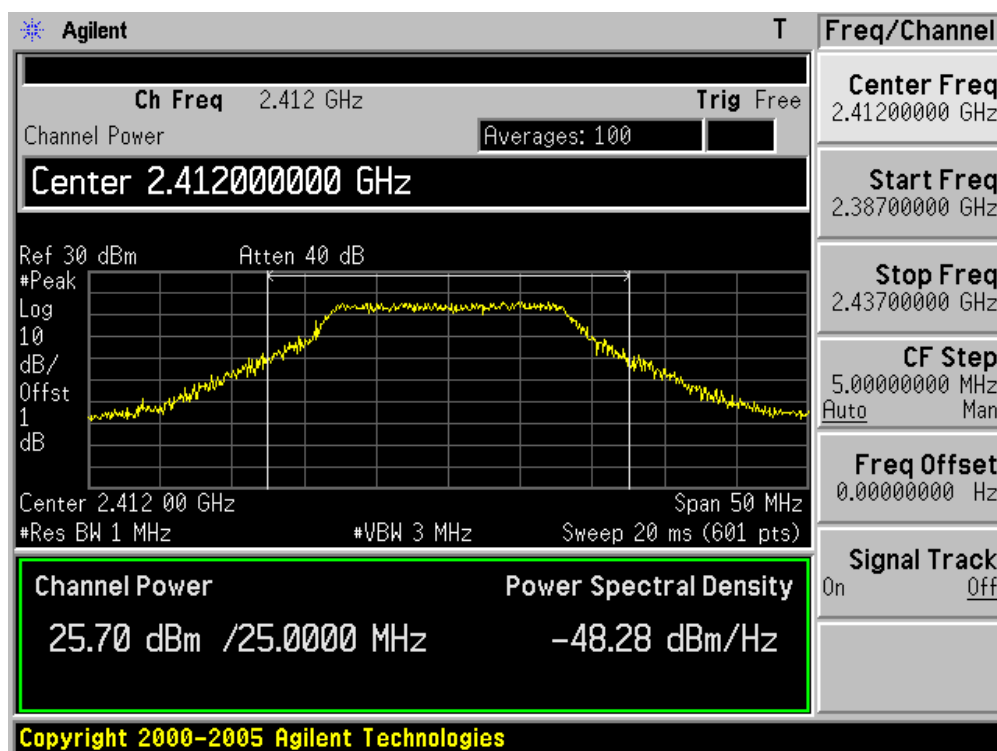


Product	:	WIRELESS-B/G/N 26DBM NETWORK MINI PCI ADAPTER
Test Item	:	Power Output
Test Site	:	AC-4
Test Mode	:	Mode 2: Transmit by 802.11g (Chain 1X 010)

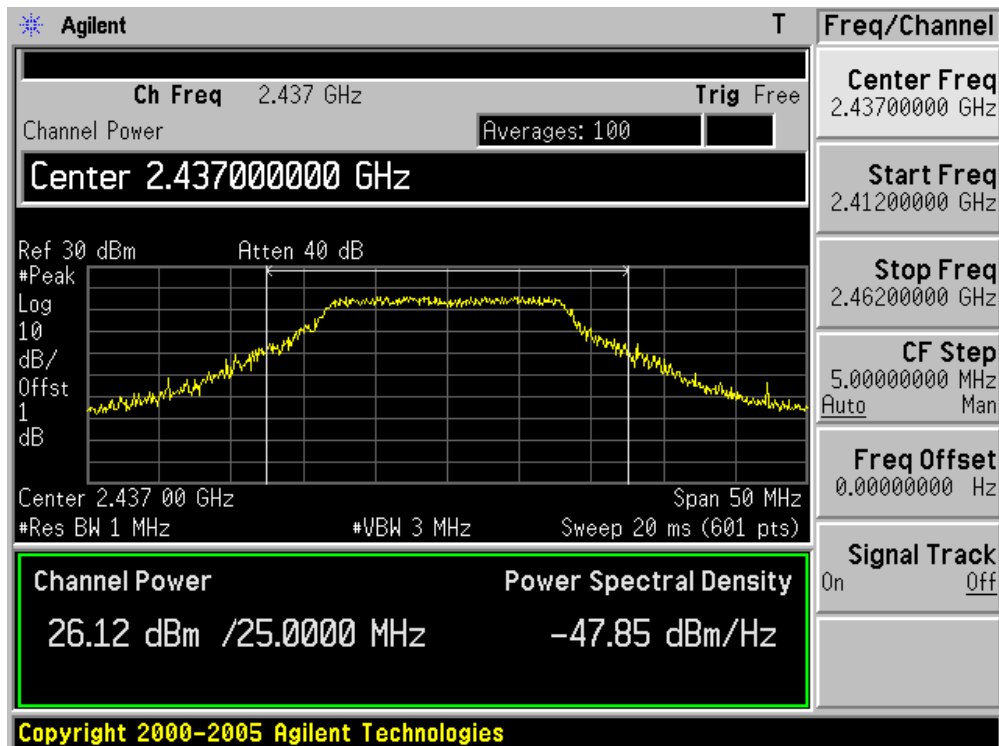
Channel No.	Frequency (MHz)	Measurement Power Output (dBm)		Total Power (dBm)	Limit (dBm)	Result
		Chain 010	Chain 100			
1	2412	25.70	N/A	25.70	30.00	Pass
6	2437	26.12	N/A	26.12	30.00	Pass
11	2462	25.44	N/A	25.44	30.00	Pass

Note: The antenna gain of transmitter is less than 6 dBi and other than fixed, point-to-point operation, therefore the limit is 30 dBm.

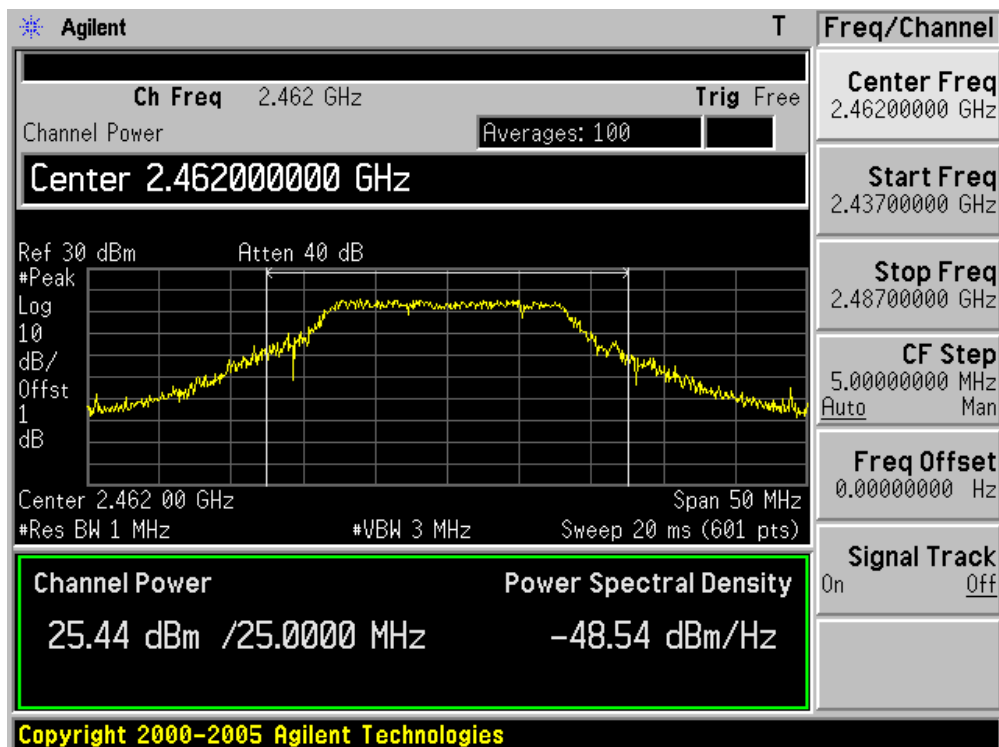
## Channel 01 (2412MHz)



### Channel 06 (2437MHz)



### Channel 11 (2462MHz)

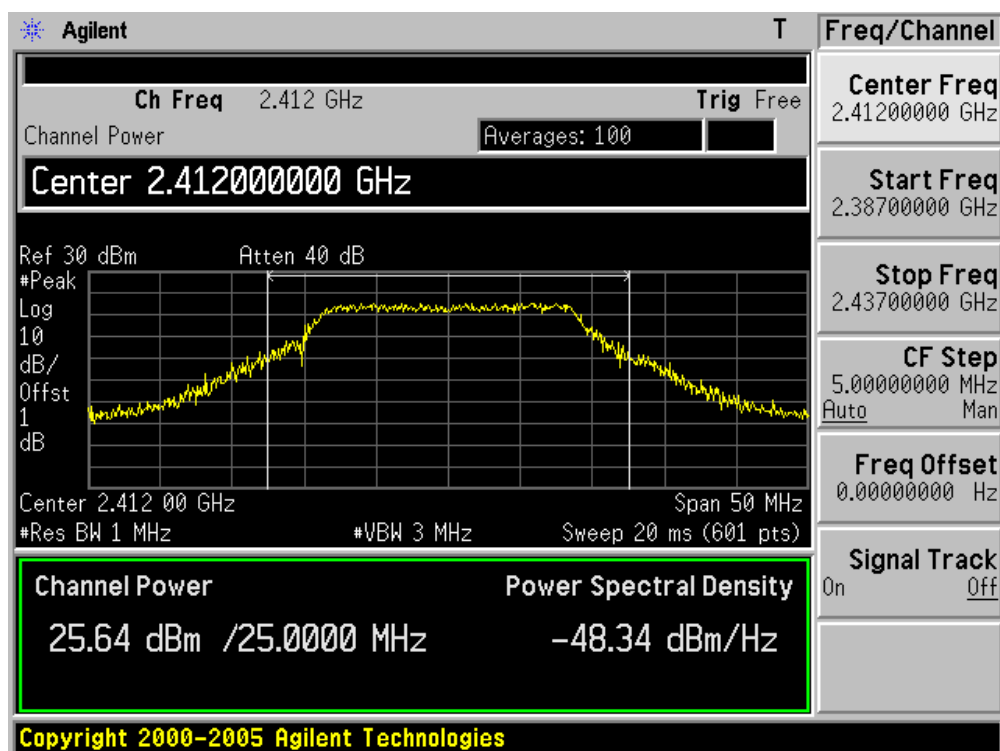


Product	:	WIRELESS-B/G/N 26DBM NETWORK MINI PCI ADAPTER
Test Item	:	Power Output
Test Site	:	AC-4
Test Mode	:	Mode 3: Transmit by 802.11n (20MHz) (Chain 1X 010)

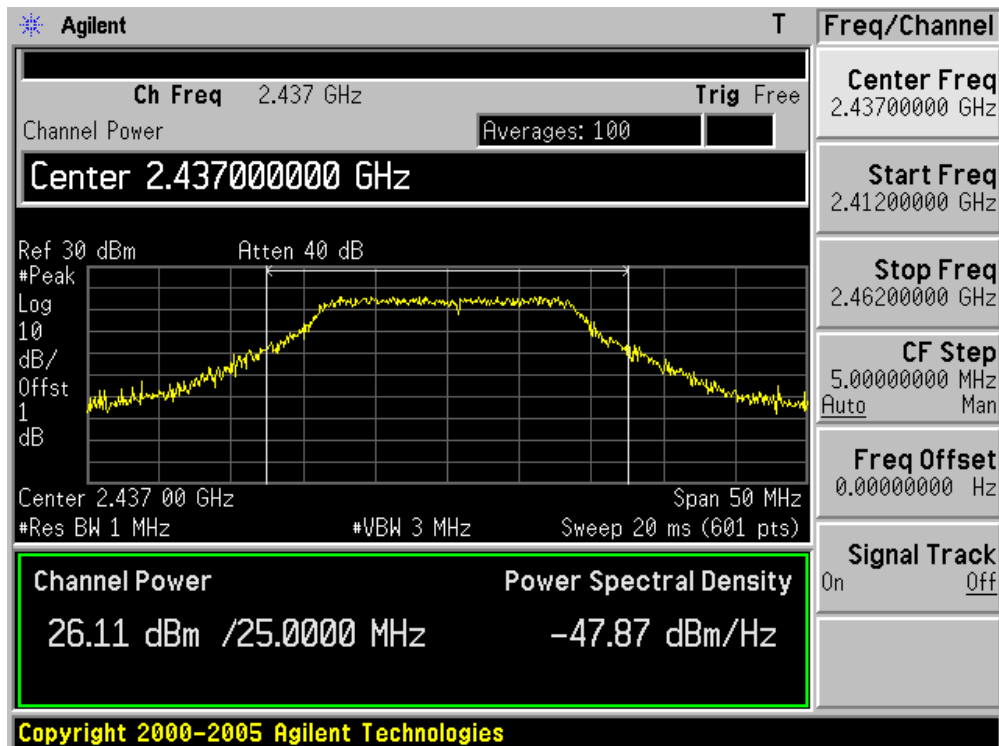
Channel No.	Frequency (MHz)	Measurement Power Output (dBm)		Total Power (dBm)	Limit (dBm)	Result
		Chain 010	Chain 100			
1	2412	25.64	N/A	25.64	30.00	Pass
6	2437	26.11	N/A	26.11	30.00	Pass
11	2462	25.44	N/A	25.44	30.00	Pass

Note: The antenna gain of transmitter is less than 6 dBi and other than fixed, point-to-point operation, therefore the limit is 30 dBm.

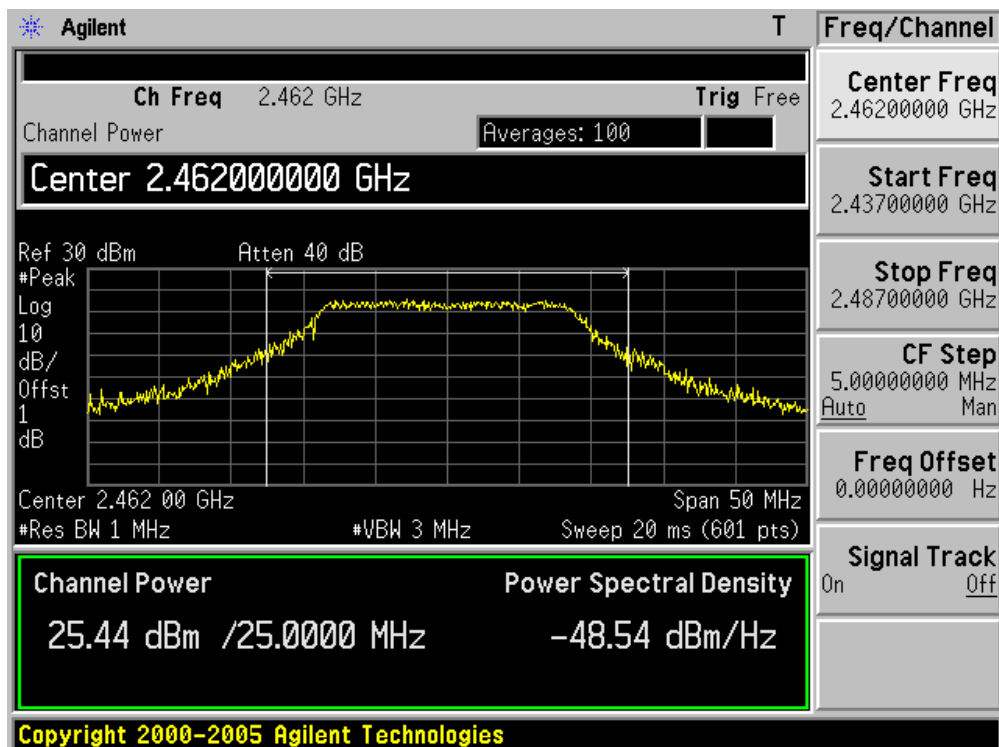
## Channel 01 (2412MHz)



### Channel 06 (2437MHz)



### Channel 11 (2462MHz)

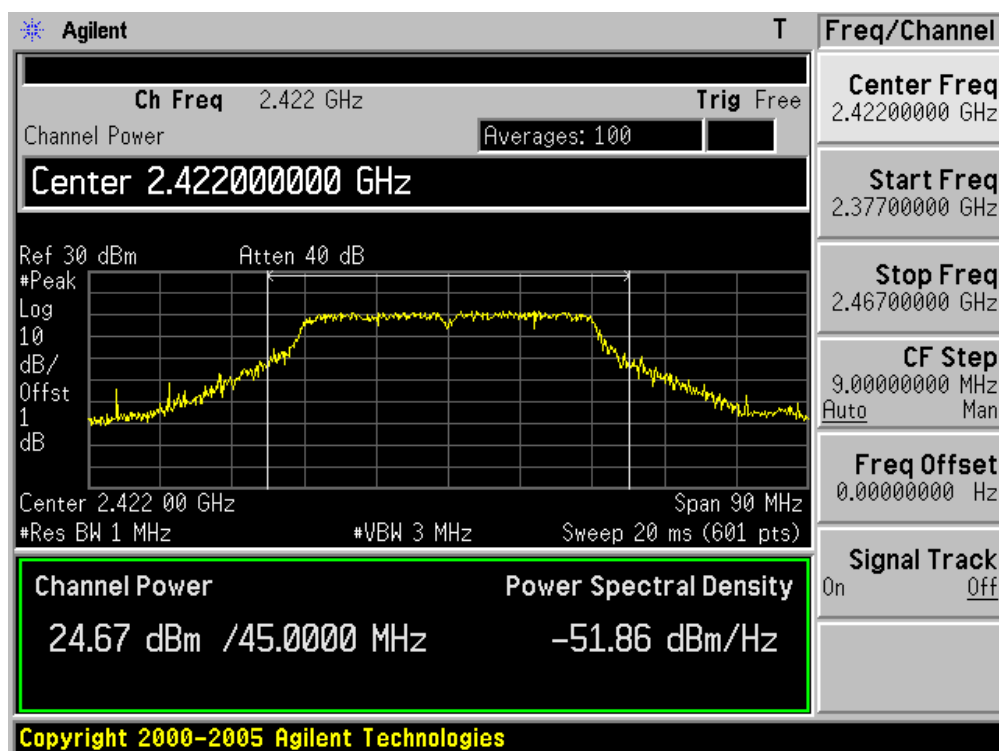


Product	:	WIRELESS-B/G/N 26DBM NETWORK MINI PCI ADAPTER
Test Item	:	Power Output
Test Site	:	AC-4
Test Mode	:	Mode 4: Transmit by 802.11n (40MHz) (Chain 1X 010)

Channel No.	Frequency (MHz)	Measurement Power Output (dBm)		Total Power (dBm)	Limit (dBm)	Result
		Chain 010	Chain 100			
3	2422	24.67	N/A	24.67	30.00	Pass
6	2437	25.44	N/A	25.44	30.00	Pass
9	2452	24.42	N/A	24.42	30.00	Pass

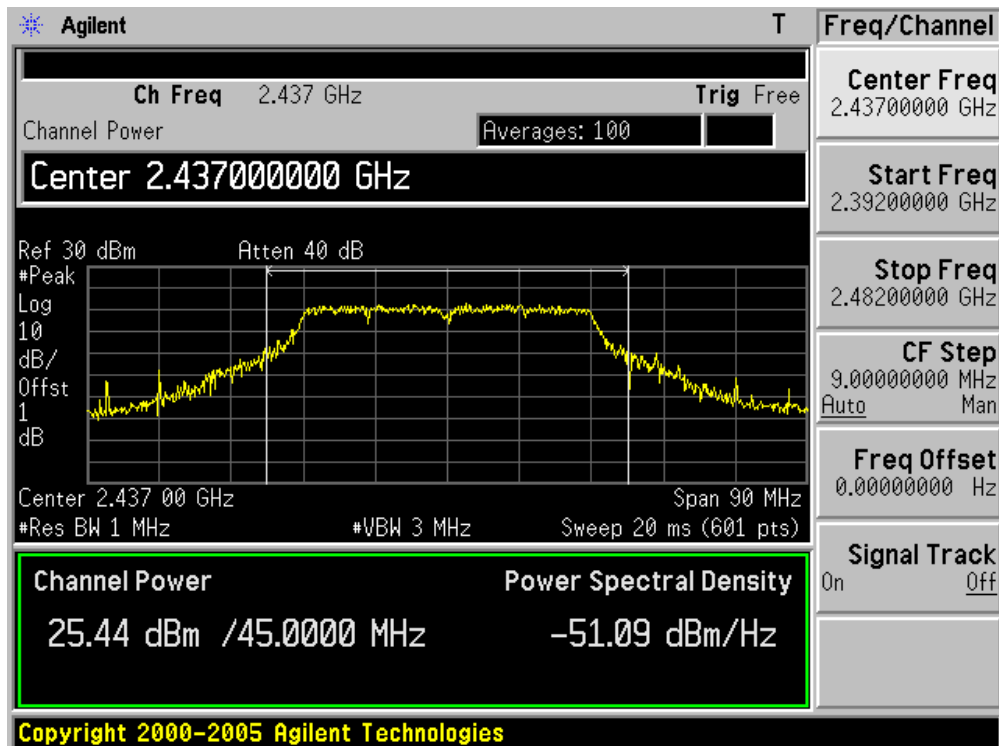
Note: The antenna gain of transmitter is less than 6 dBi and other than fixed, point-to-point operation, therefore the limit is 30 dBm.

## Channel 03 (2422MHz)

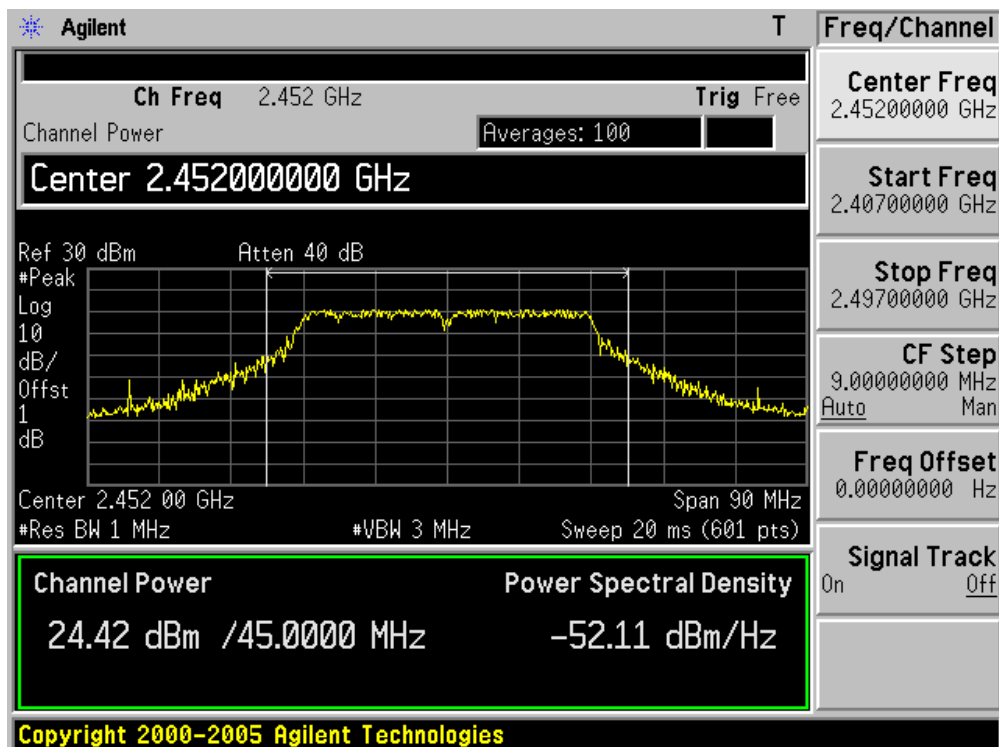




### Channel 06 (2437MHz)



### Channel 09 (2452MHz)

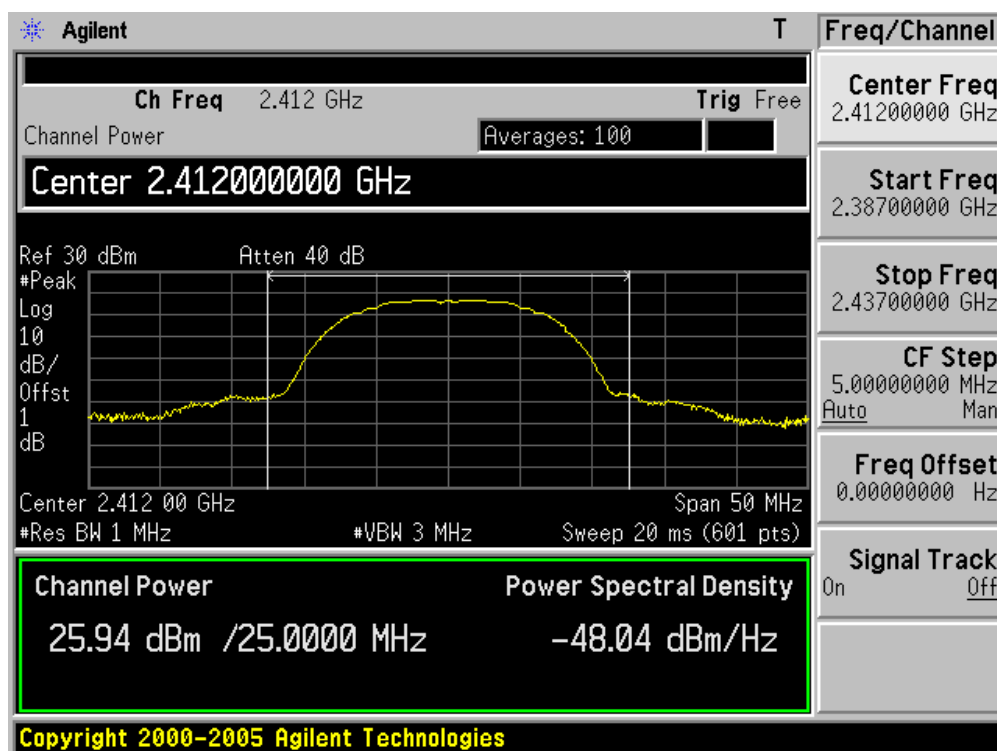


Product	:	WIRELESS-B/G/N 26DBM NETWORK MINI PCI ADAPTER
Test Item	:	Power Output
Test Site	:	AC-4
Test Mode	:	Mode 1: Transmit by 802.11b (Chain 1X 100)

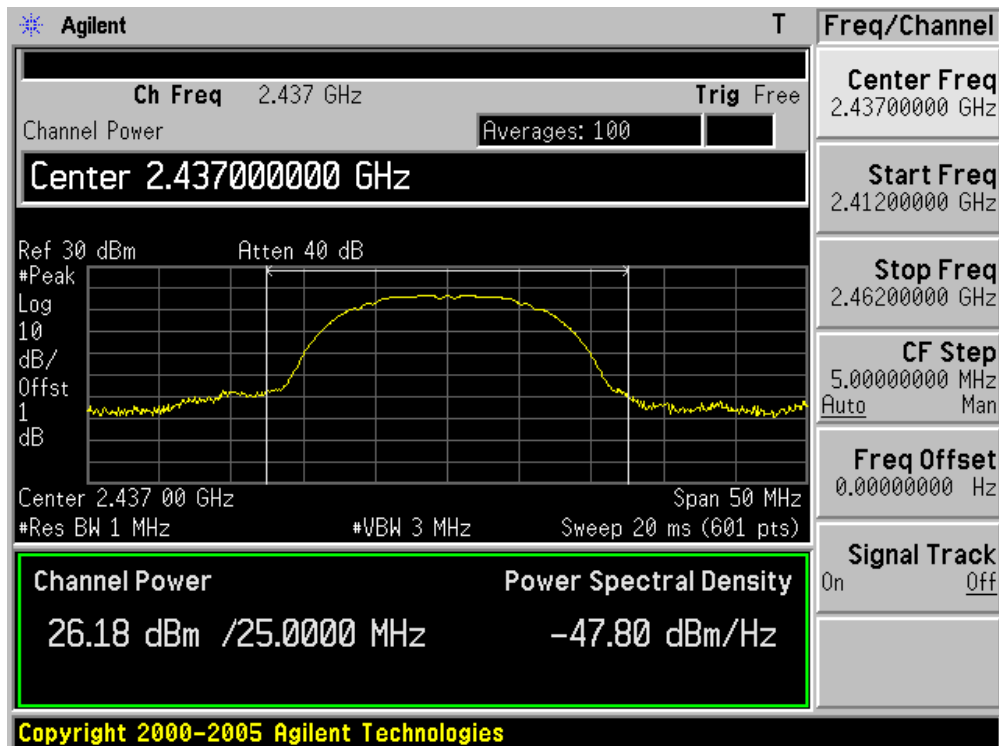
Channel No.	Frequency (MHz)	Measurement Power Output (dBm)		Total Power (dBm)	Limit (dBm)	Result
		Chain 010	Chain 100			
1	2412	N/A	25.94	25.94	30.00	Pass
6	2437	N/A	26.18	26.18	30.00	Pass
11	2462	N/A	25.57	25.57	30.00	Pass

Note: The antenna gain of transmitter is less than 6 dBi and other than fixed, point-to-point operation, therefore the limit is 30 dBm.

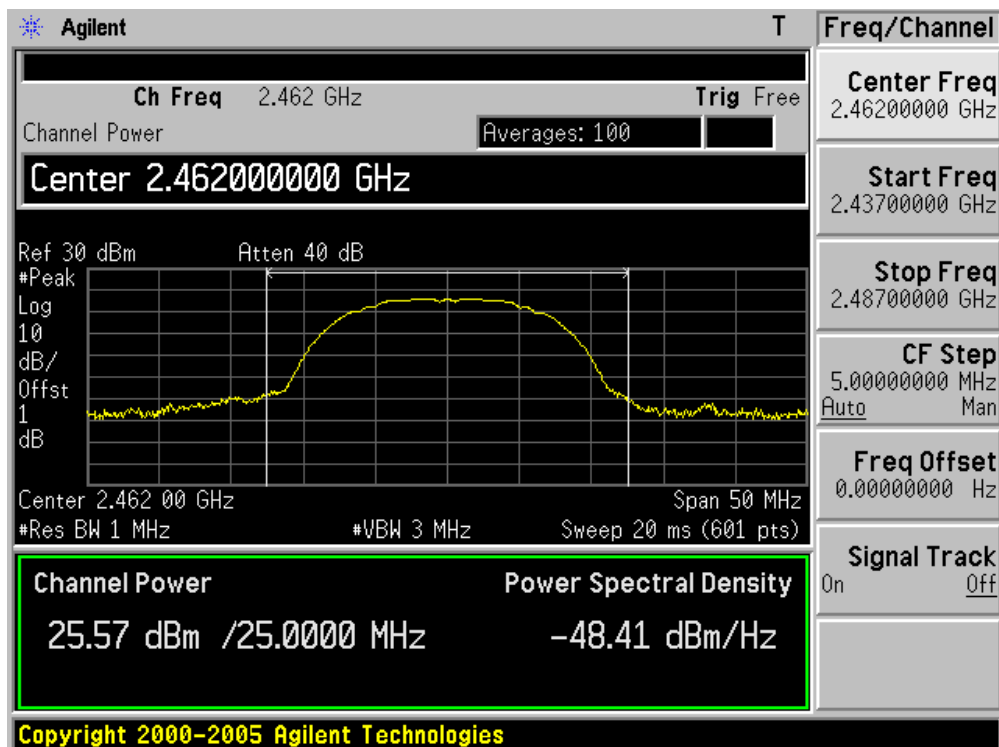
## Channel 01 (2412MHz)



Channel 06 (2437MHz)



Channel 11 (2462MHz)

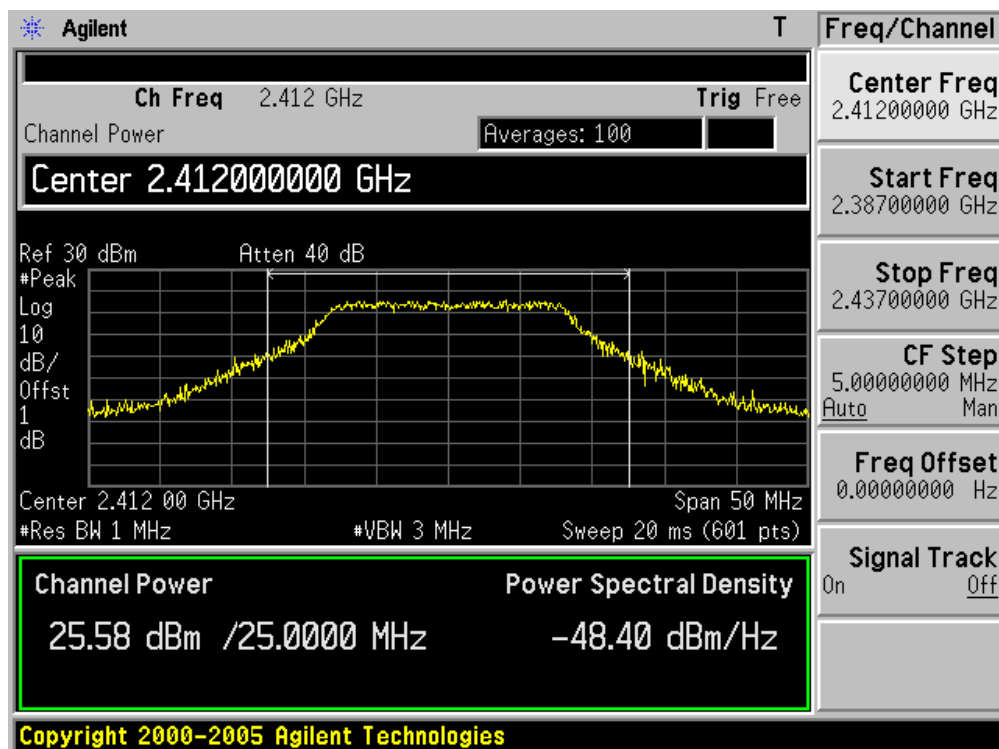


Product	:	WIRELESS-B/G/N 26DBM NETWORK MINI PCI ADAPTER
Test Item	:	Power Output
Test Site	:	AC-4
Test Mode	:	Mode 2: Transmit by 802.11g (Chain 1X 100)

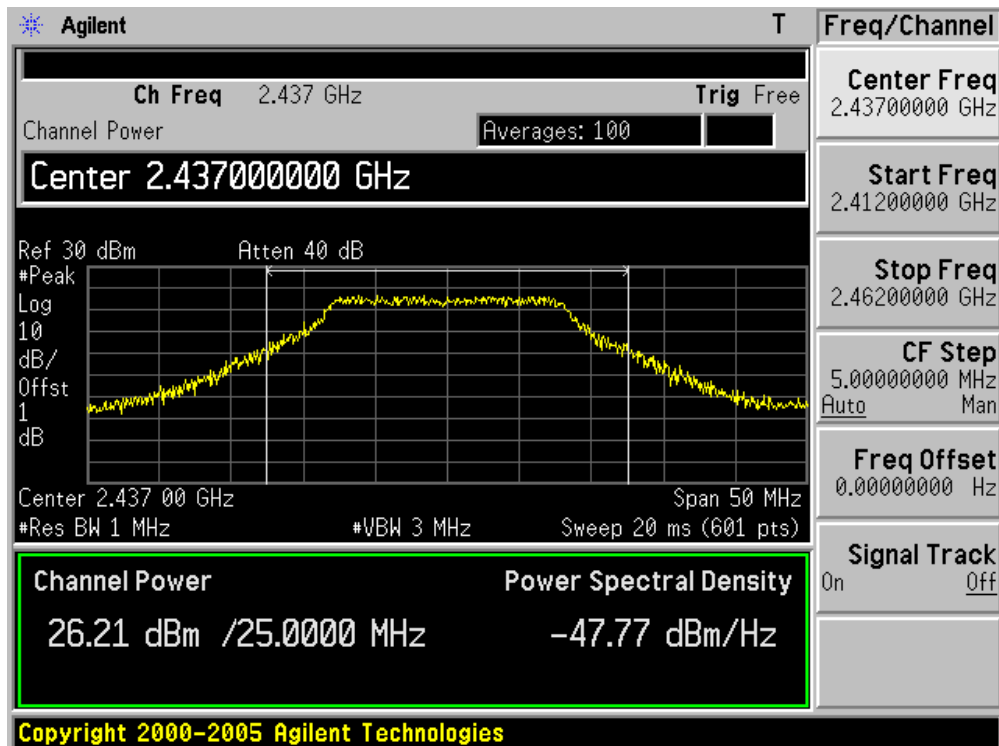
Channel No.	Frequency (MHz)	Measurement Power Output (dBm)		Total Power (dBm)	Limit (dBm)	Result
		Chain 010	Chain 100			
1	2412	N/A	25.58	25.58	30.00	Pass
6	2437	N/A	26.21	26.21	30.00	Pass
11	2462	N/A	25.69	25.69	30.00	Pass

Note: The antenna gain of transmitter is less than 6 dBi and other than fixed, point-to-point operation, therefore the limit is 30 dBm.

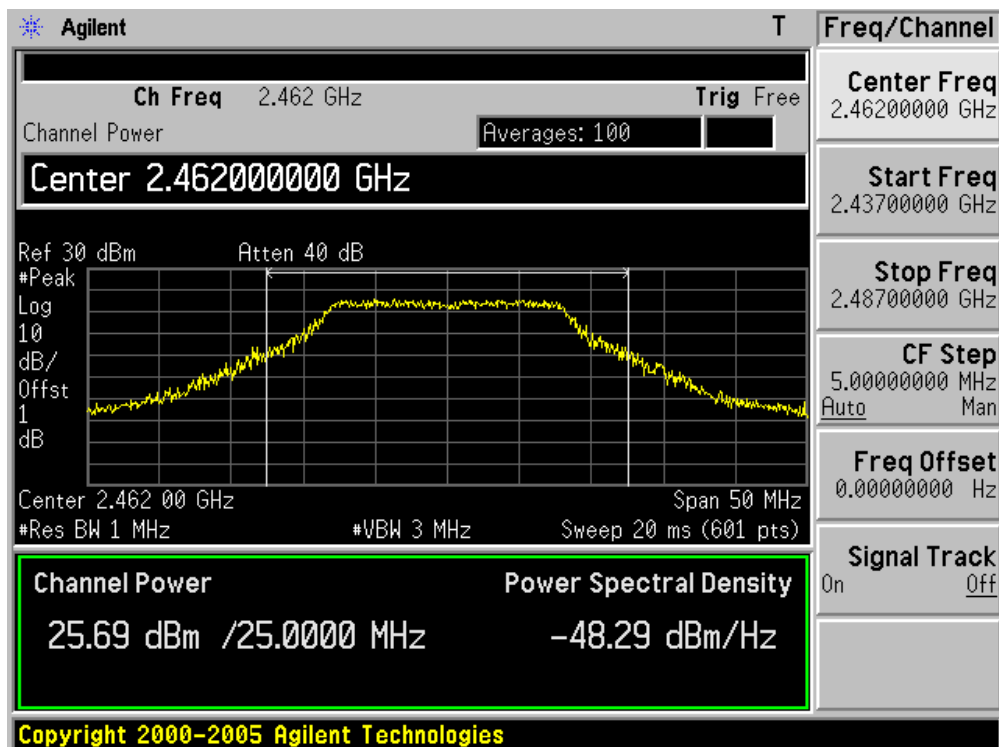
## Channel 01 (2412MHz)



### Channel 06 (2437MHz)



### Channel 11 (2462MHz)

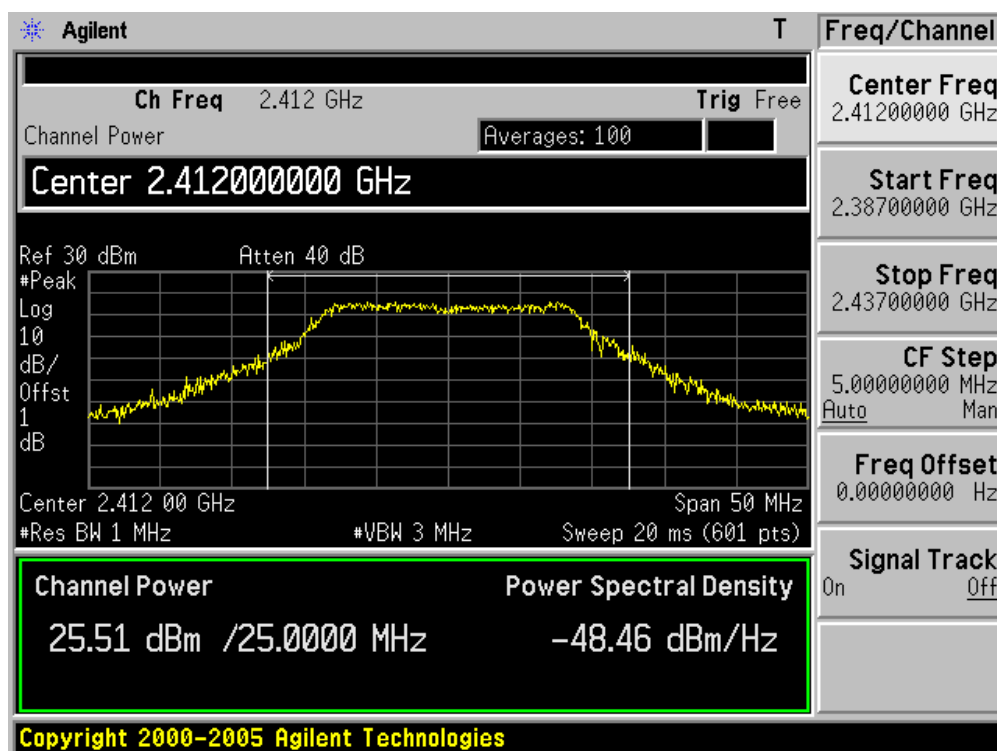


Product	:	WIRELESS-B/G/N 26DBM NETWORK MINI PCI ADAPTER
Test Item	:	Power Output
Test Site	:	AC-4
Test Mode	:	Mode 3: Transmit by 802.11n (20MHz) (Chain 1X 100)

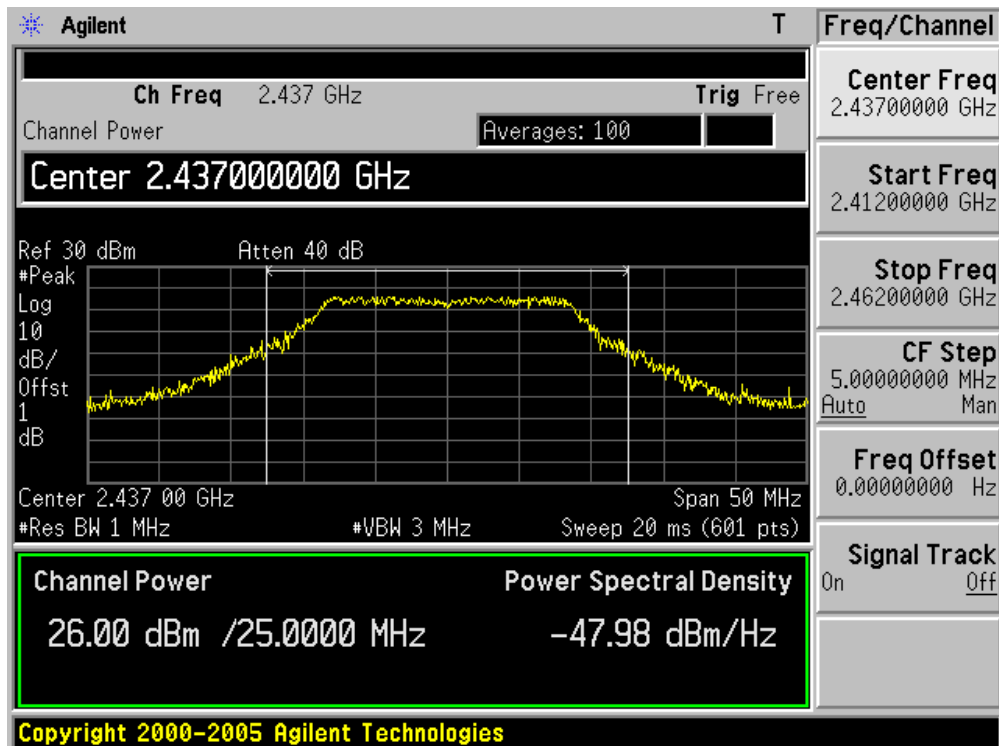
Channel No.	Frequency (MHz)	Measurement Power Output (dBm)		Total Power (dBm)	Limit (dBm)	Result
		Chain 010	Chain 100			
1	2412	N/A	25.51	25.51	30.00	Pass
6	2437	N/A	26.00	26.00	30.00	Pass
11	2462	N/A	25.73	25.73	30.00	Pass

Note: The antenna gain of transmitter is less than 6 dBi and other than fixed, point-to-point operation, therefore the limit is 30 dBm.

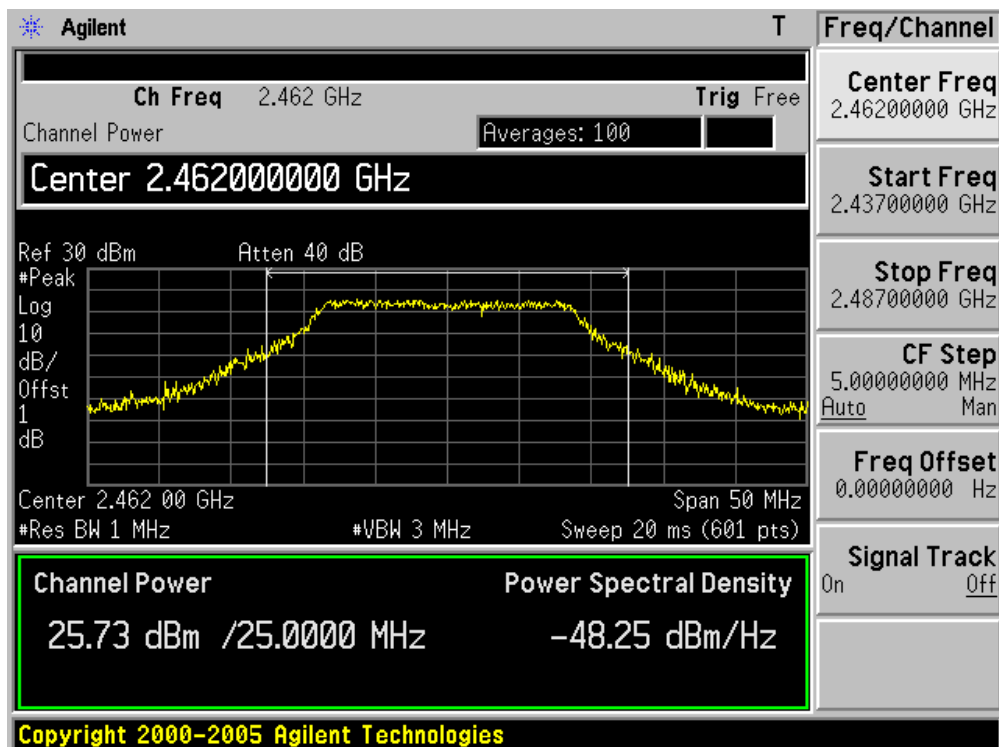
#### Channel 01 (2412MHz)



### Channel 06 (2437MHz)



### Channel 11 (2462MHz)

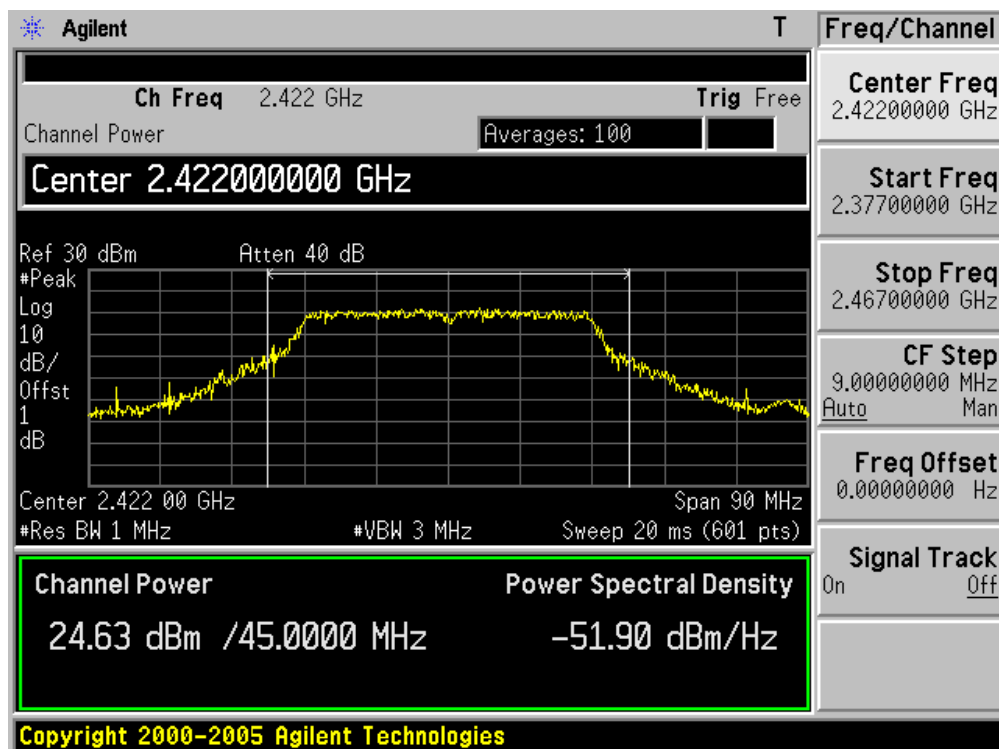


Product	:	WIRELESS-B/G/N 26DBM NETWORK MINI PCI ADAPTER
Test Item	:	Power Output
Test Site	:	AC-4
Test Mode	:	Mode 4: Transmit by 802.11n (40MHz) (Chain 1X 100)

Channel No.	Frequency (MHz)	Measurement Power Output (dBm)		Total Power (dBm)	Limit (dBm)	Result
		Chain 010	Chain 100			
3	2422	N/A	24.63	24.63	30.00	Pass
6	2437	N/A	25.43	25.43	30.00	Pass
9	2452	N/A	24.67	24.67	30.00	Pass

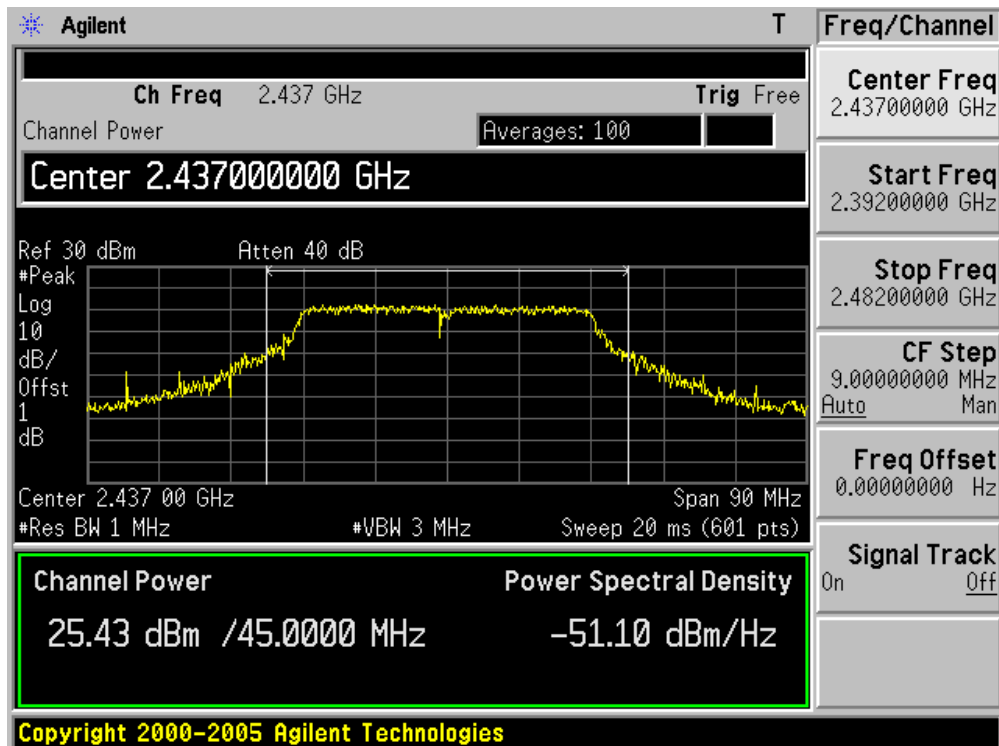
Note: The antenna gain of transmitter is less than 6 dBi and other than fixed, point-to-point operation, therefore the limit is 30 dBm.

#### Channel 03 (2422MHz)

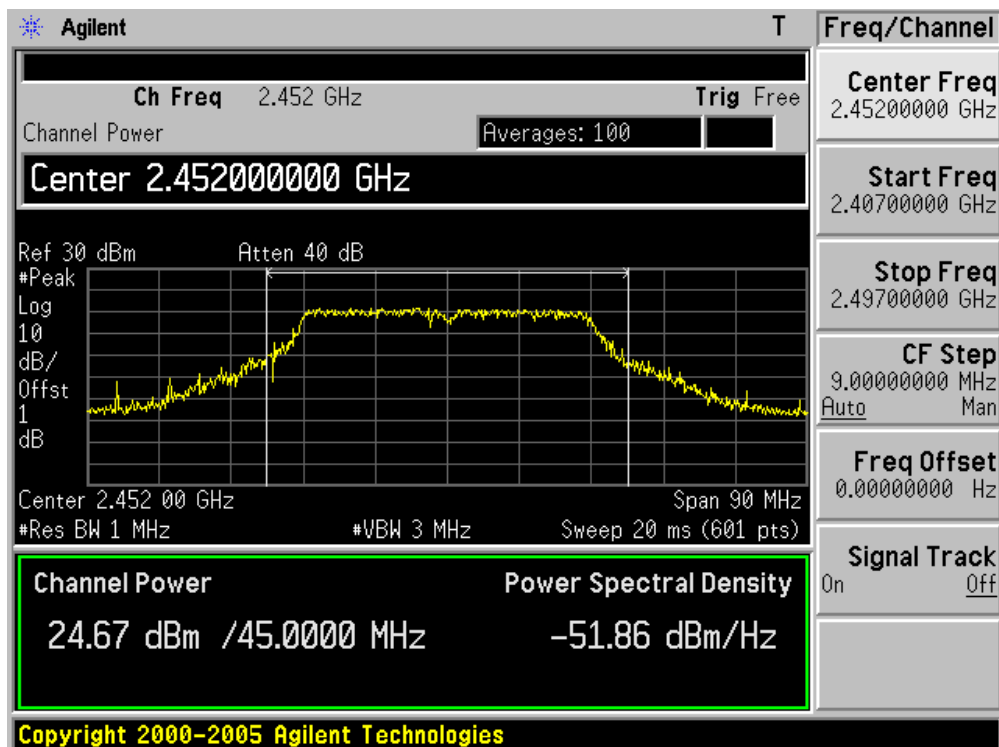




### Channel 06 (2437MHz)



### Channel 09 (2452MHz)

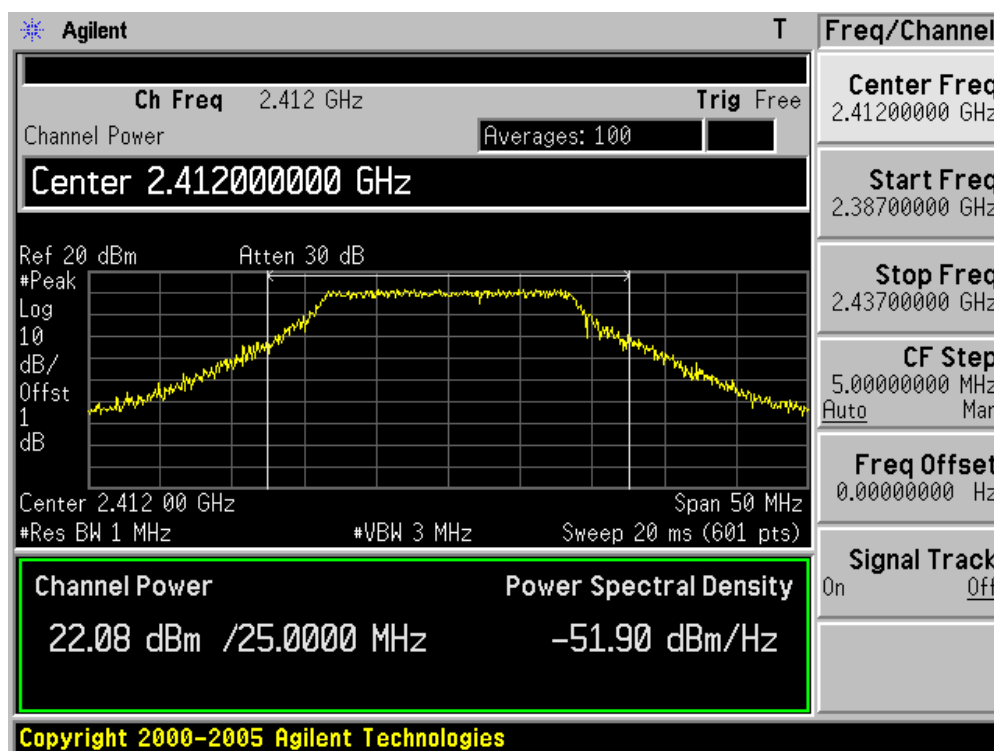


Product	:	WIRELESS-B/G/N 26DBM NETWORK MINI PCI ADAPTER
Test Item	:	Power Output
Test Site	:	AC-4
Test Mode	:	Mode 3: Transmit by 802.11n (20MHz) (Chain 2X 110)

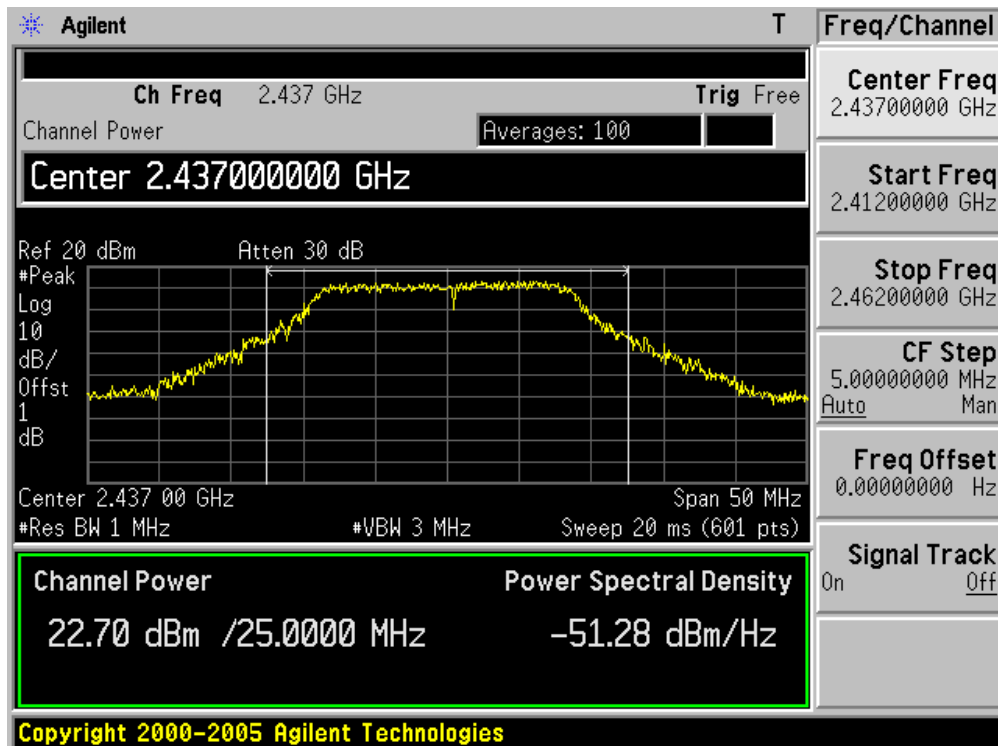
Channel No.	Frequency (MHz)	Measurement Power Output (dBm)		Total Power (dBm)	Limit (dBm)	Result
		Chain 010	Chain 100			
1	2412	22.08	22.64	25.38	30.00	Pass
6	2437	22.70	23.18	25.96	30.00	Pass
11	2462	22.27	22.84	25.57	30.00	Pass

Note: The antenna gain of transmitter is less than 6 dBi and other than fixed, point-to-point operation, therefore the limit is 30 dBm.

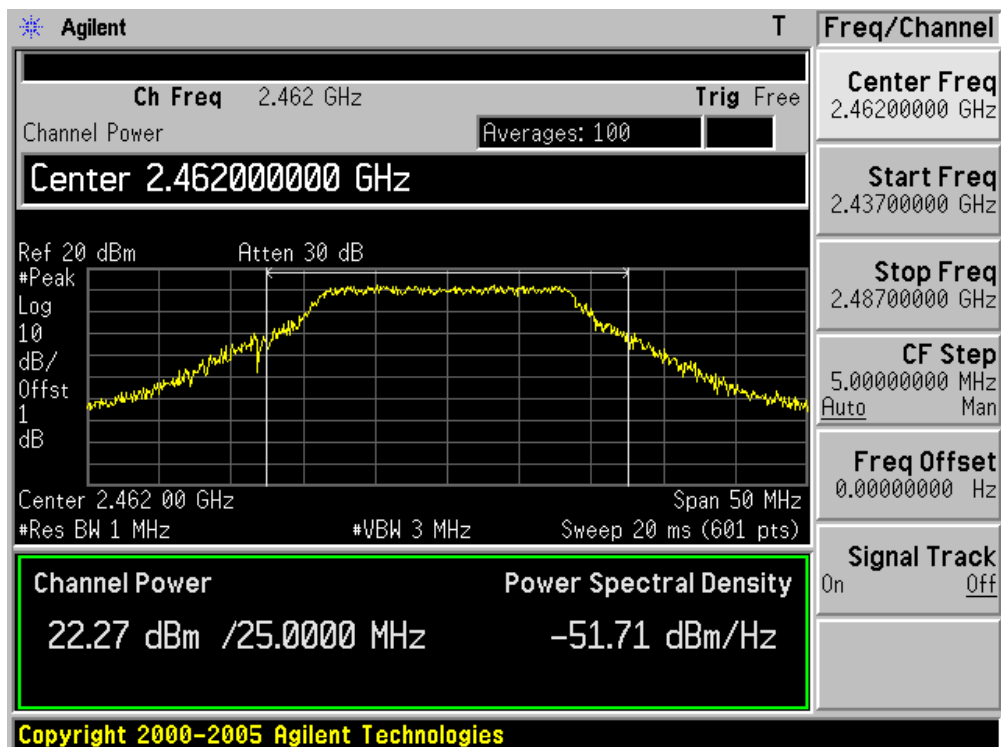
## Channel 01 (2412MHz) (Chain 010)



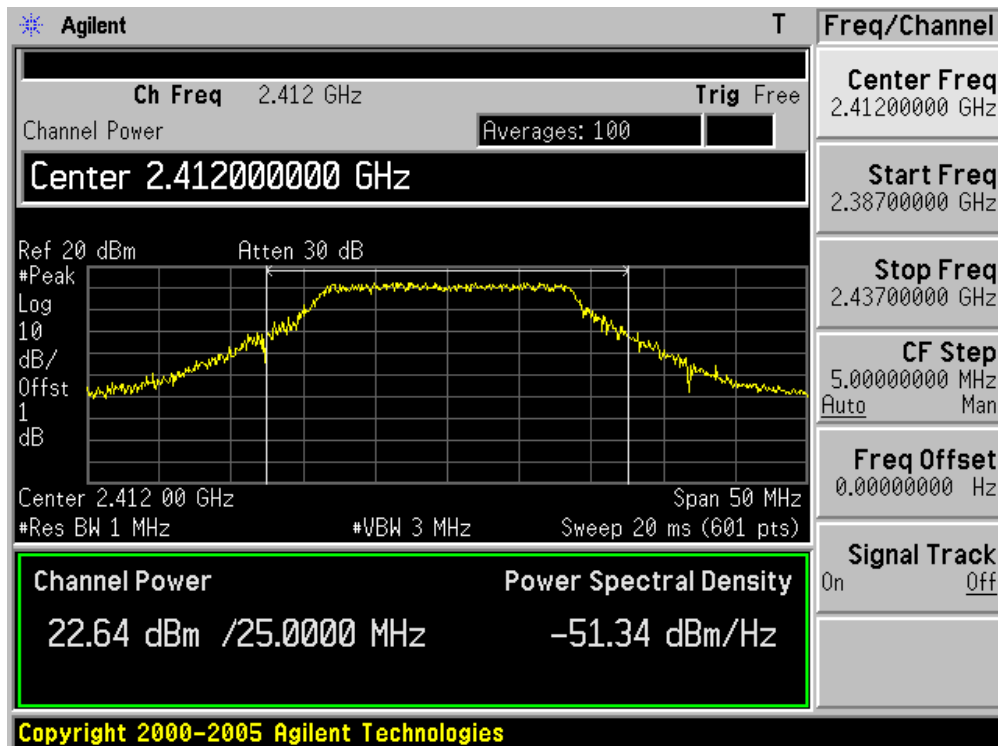
Channel 06 (2437MHz) (Chain 010)



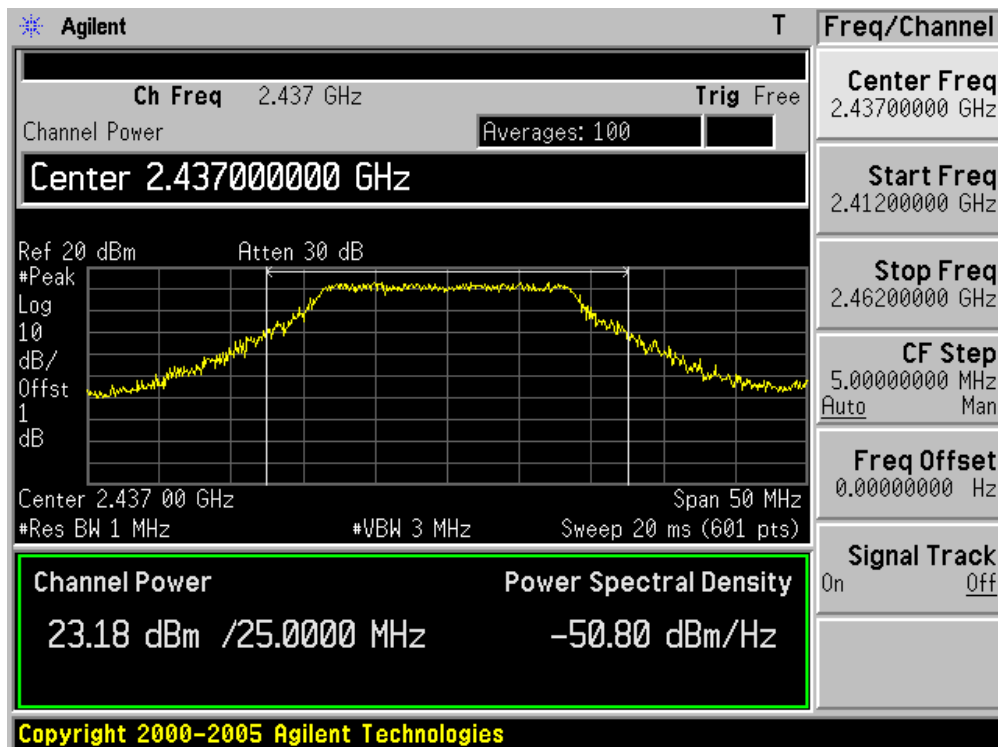
Channel 11 (2462MHz) (Chain 010)



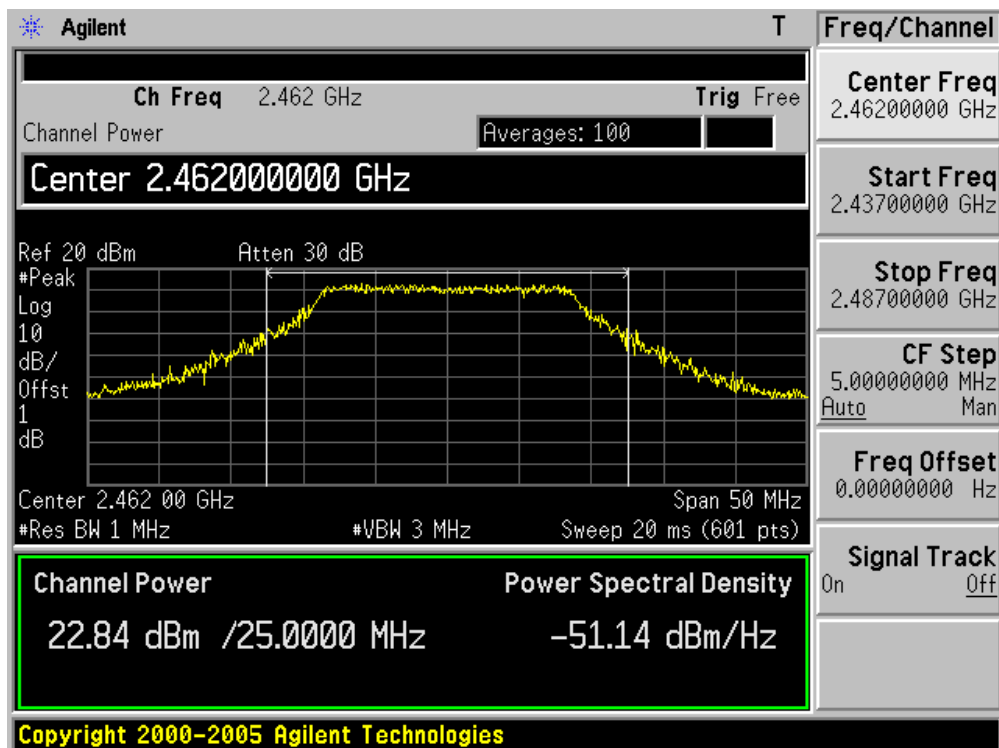
Channel 01 (2412MHz) (Chain 100)



Channel 06 (2437MHz) (Chain 100)



Channel 11 (2462MHz) (Chain 100)

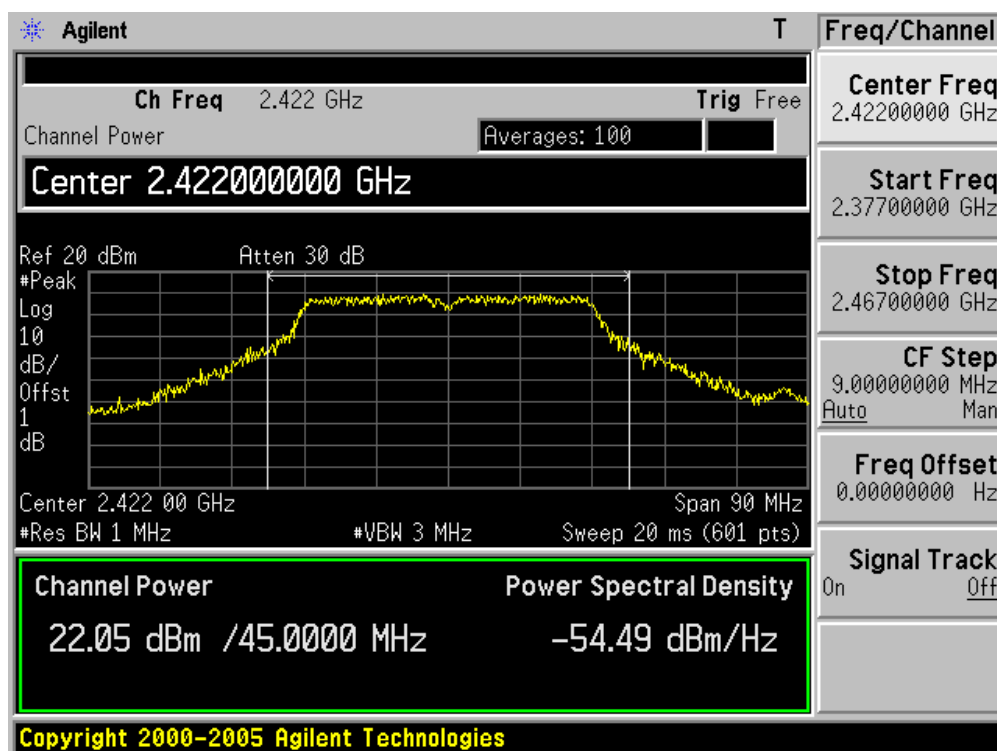


Product	:	WIRELESS-B/G/N 26DBM NETWORK MINI PCI ADAPTER
Test Item	:	Power Output
Test Site	:	AC-4
Test Mode	:	Mode 4: Transmit by 802.11n (40MHz) (Chain 2X 110)

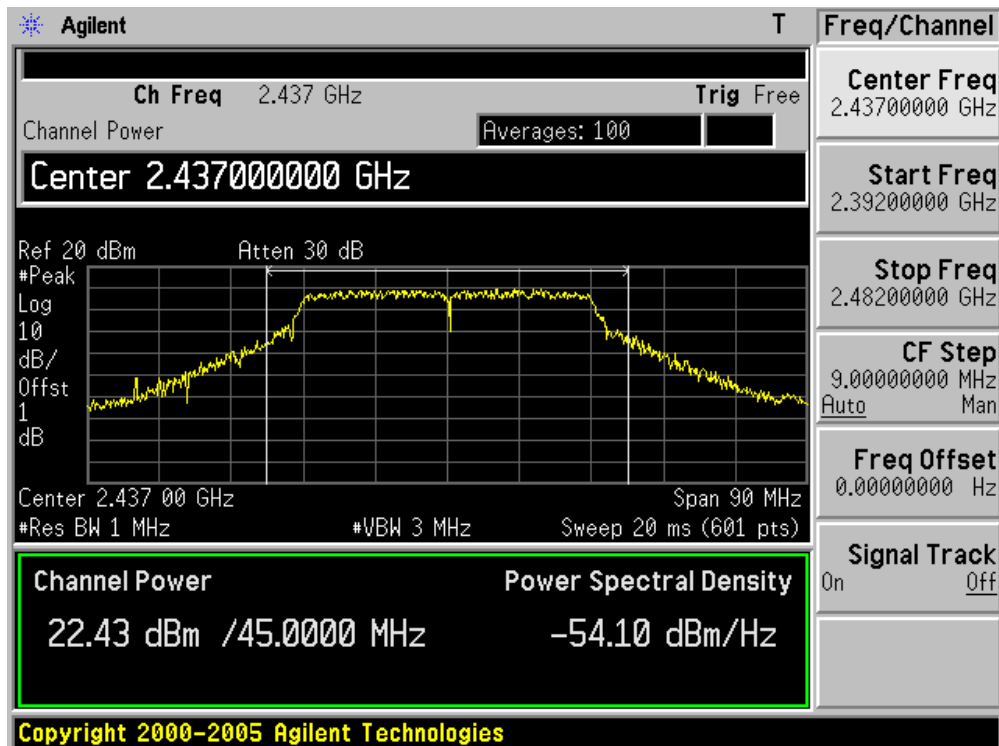
Channel No.	Frequency (MHz)	Measurement Power Output (dBm)		Total Power (dBm)	Limit (dBm)	Result
		Chain 010	Chain 100			
1	2412	22.05	22.46	25.27	30.00	Pass
6	2437	22.43	22.88	25.67	30.00	Pass
11	2462	21.98	22.48	25.25	30.00	Pass

Note: The antenna gain of transmitter is less than 6 dBi and other than fixed, point-to-point operation, therefore the limit is 30 dBm.

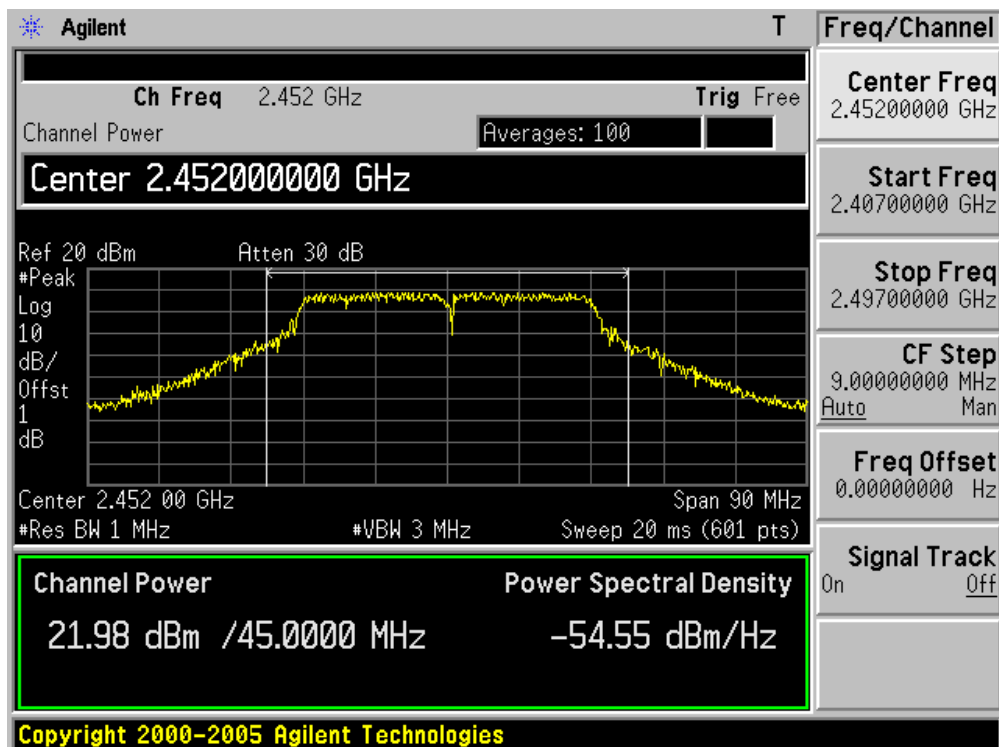
#### Channel 03 (2422MHz) (Chain 010)



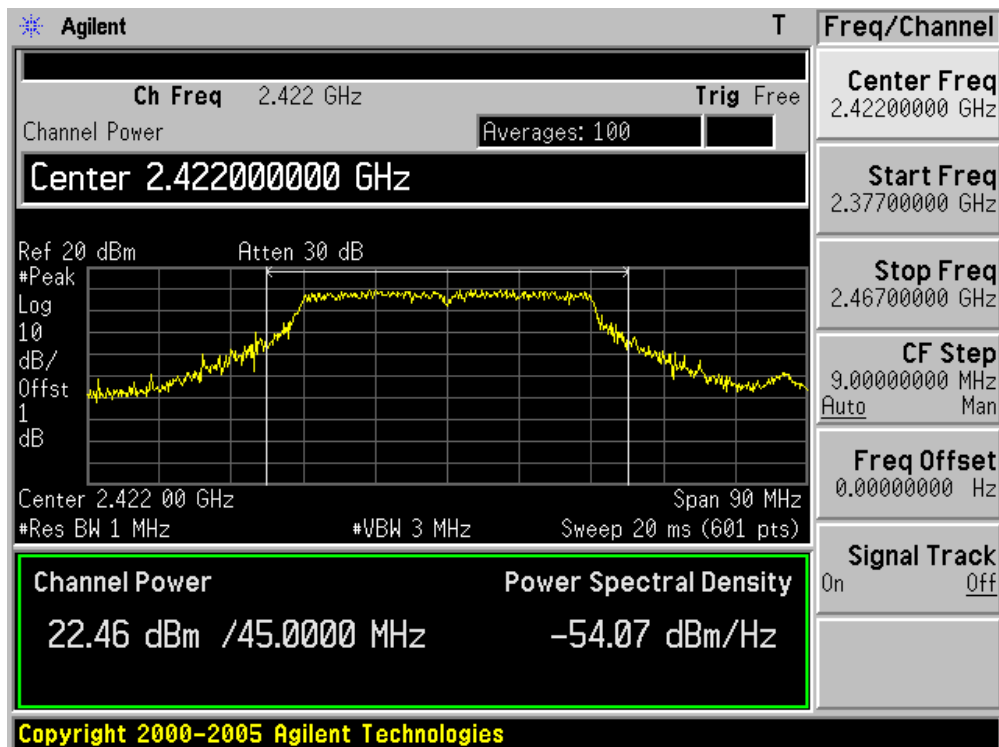
Channel 06 (2437MHz) (Chain 010)



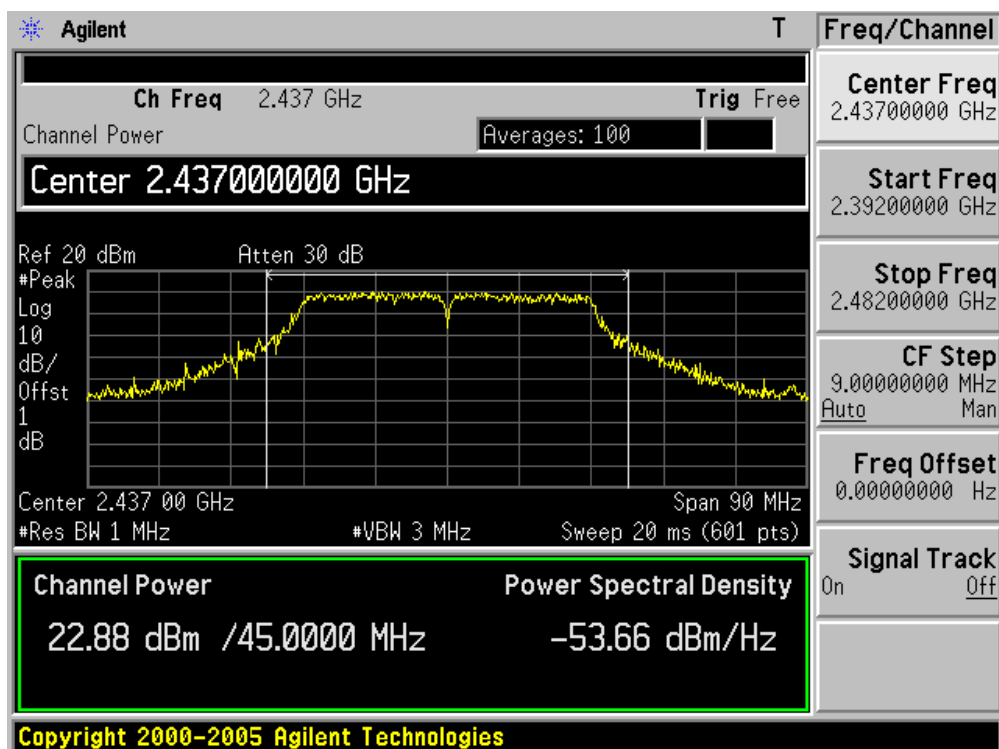
Channel 09 (2452MHz) (Chain 010)



Channel 03 (2422MHz) (Chain 100)



Channel 06 (2437MHz) (Chain 100)





Channel 09 (2452MHz) (Chain 100)



## 10. Power Spectral Density

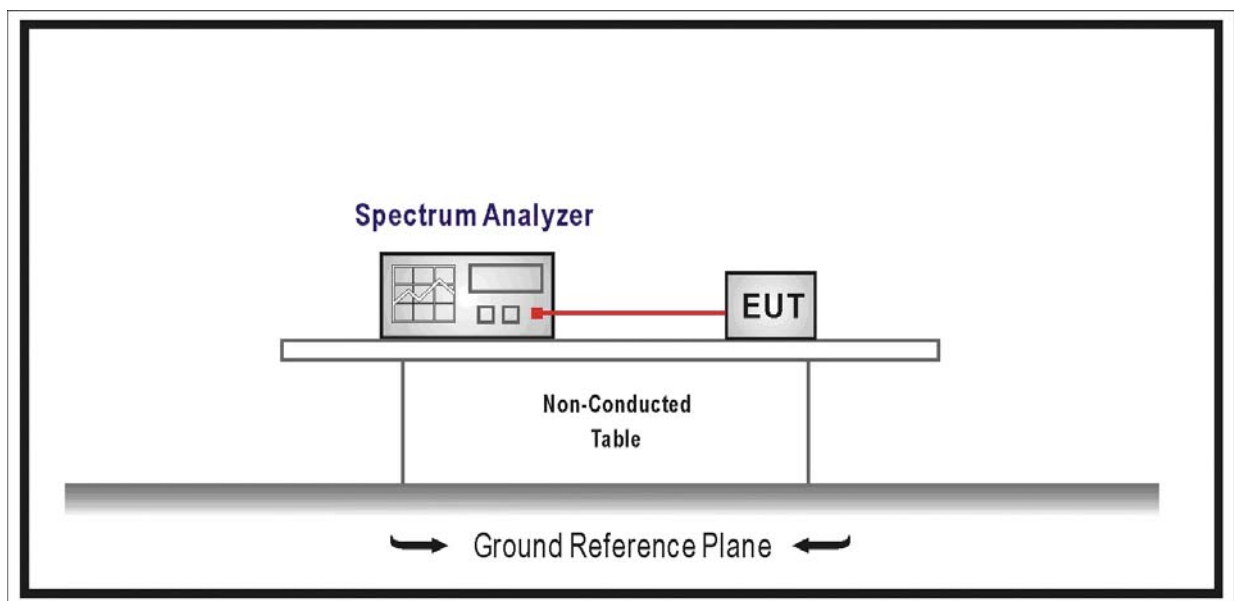
### 10.1. Test Equipment

Power Spectral Density / AC-4

Instrument	Manufacturer	Type No.	Serial No.	Cal. Date
Spectrum Analyzer	Agilent	E4446A	MY45300103	2008/06/11
Coaxial Cable	Huber+Suhner	AC4-RF	09	2008/11/25
Temperature/Humidity Meter	zhicheng	ZC1-2	QT-TH007	2008/03/09

Note: All equipments are calibrated with traceable calibrations. Each calibration is traceable to the national or international standards.

### 10.2. Test Setup



### 10.3. Limit

For digitally modulated systems, the power spectral density conducted from the intentional radiated to the antenna shall not be greater than 8dBm in any 3kHz band during any time interval of continuous transmission.

### 10.4. Test Procedure

The EUT was tested according to DTS test procedure of Oct 2002 KDB558074 for compliance to FCC 47CFR 15.247 requirements.

Set RBW= 3 kHz, Set VBW $\geq$  9 kHz, Sweep time=Auto, Set detector=Peak detector.

### **10.5. Uncertainty**

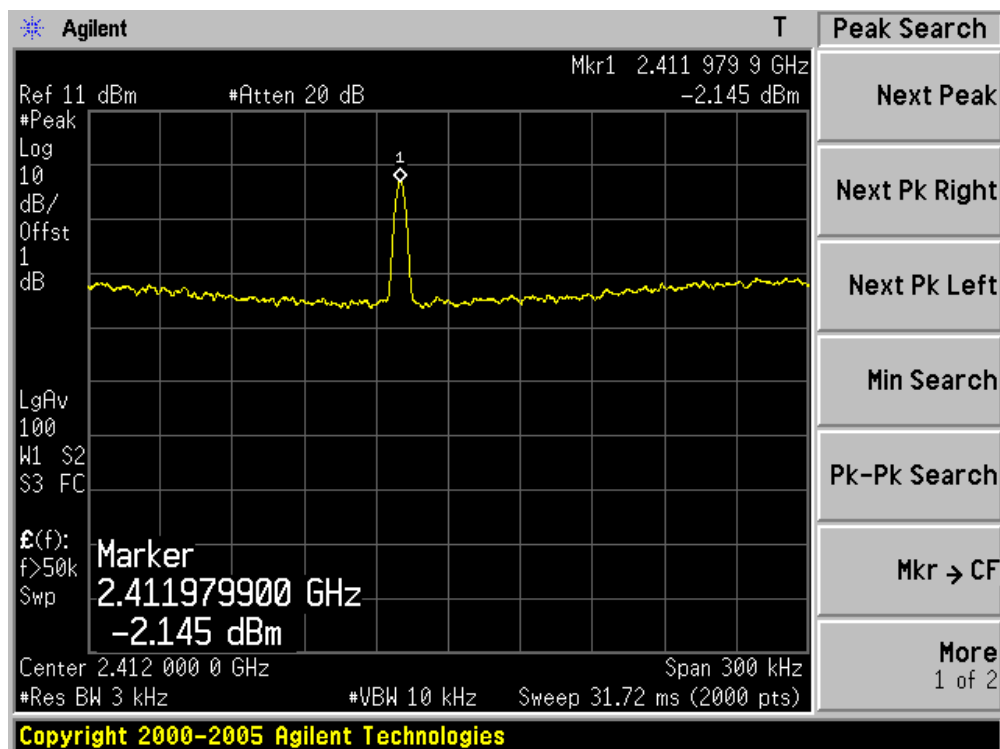
The measurement uncertainty is defined as  $\pm 1.27$  dB

## 10.6. Test Result

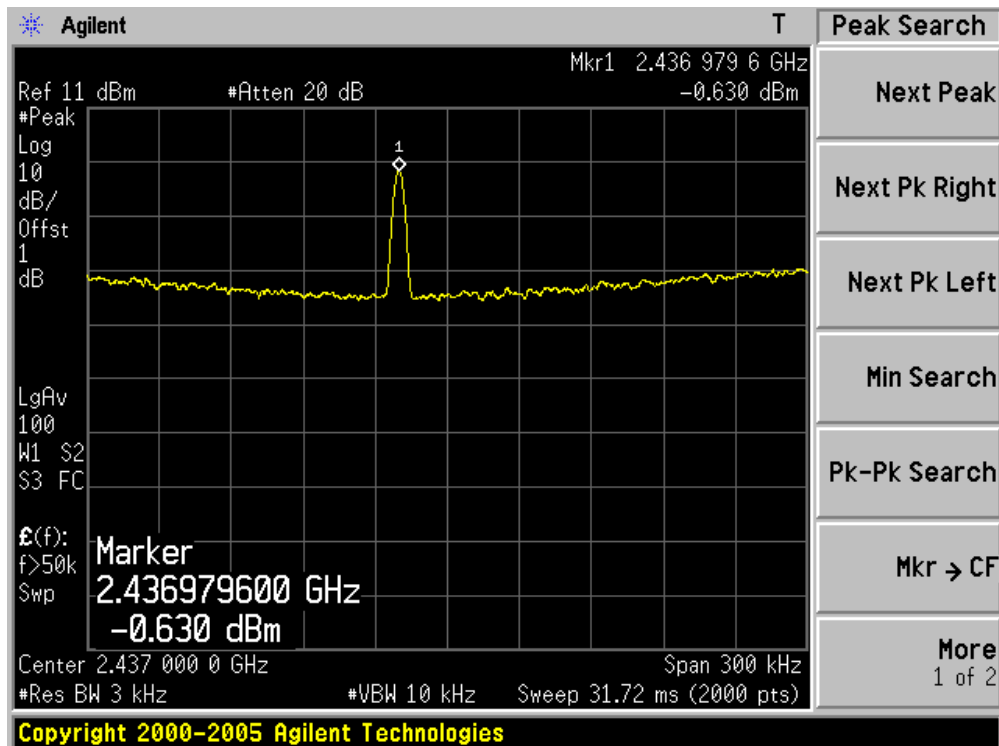
Product	:	WIRELESS-B/G/N 26DBM NETWORK MINI PCI ADAPTER
Test Item	:	Power Spectral Density
Test Site	:	AC-4
Test Mode	:	Mode 1: Transmit by 802.11b (Chain 1X 010)

Channel No.	Frequency (MHz)	Measurement PPSD (dBm)		Total PPSD (dBm)	Limit (dBm)	Result
		Chain 010	Chain 100			
01	2412	-13.41	N/A	-13.41	8	Pass
06	2437	-13.23	N/A	-13.23	8	Pass
11	2462	-13.69	N/A	-13.69	8	Pass

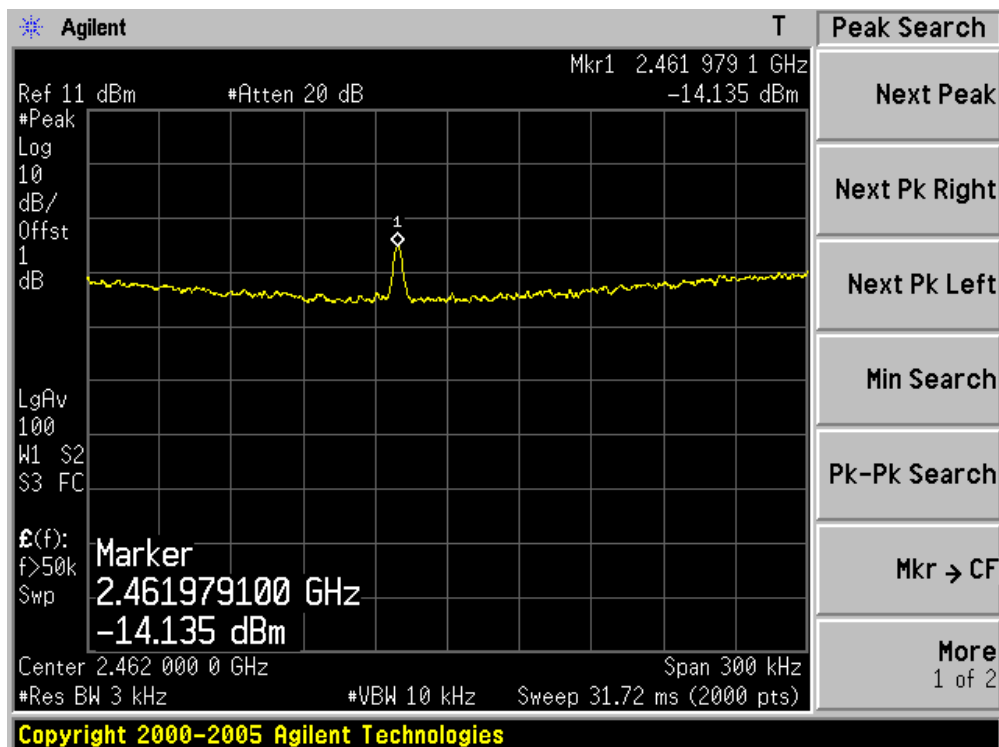
Channel 01 (2412MHz)



### Channel 06 (2437MHz)



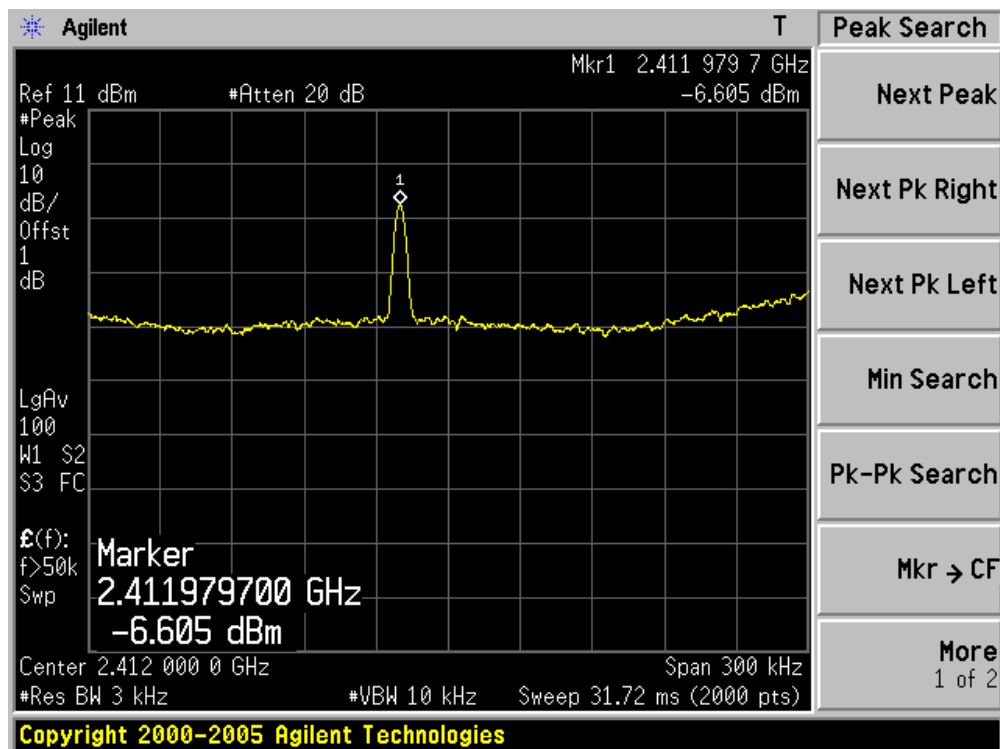
### Channel 11 (2462MHz)



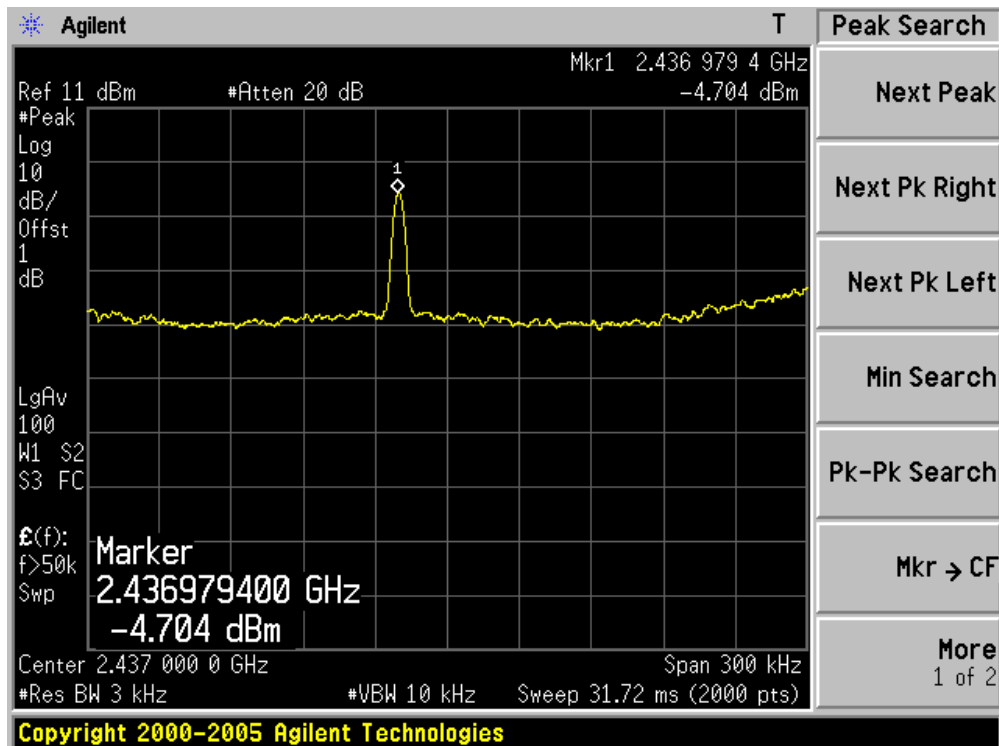
Product	:	WIRELESS-B/G/N 26DBM NETWORK MINI PCI ADAPTER
Test Item	:	Power Spectral Density
Test Site	:	AC-4
Test Mode	:	Mode 2: Transmit by 802.11g (Chain 1X 010)

Channel No.	Frequency (MHz)	Measurement PPSD (dBm)		Total PPSD (dBm)	Limit (dBm)	Result
		Chain 010	Chain 100			
01	2412	-6.605	N/A	-6.605	8	Pass
06	2437	-4.704	N/A	-4.704	8	Pass
11	2462	-4.982	N/A	-4.982	8	Pass

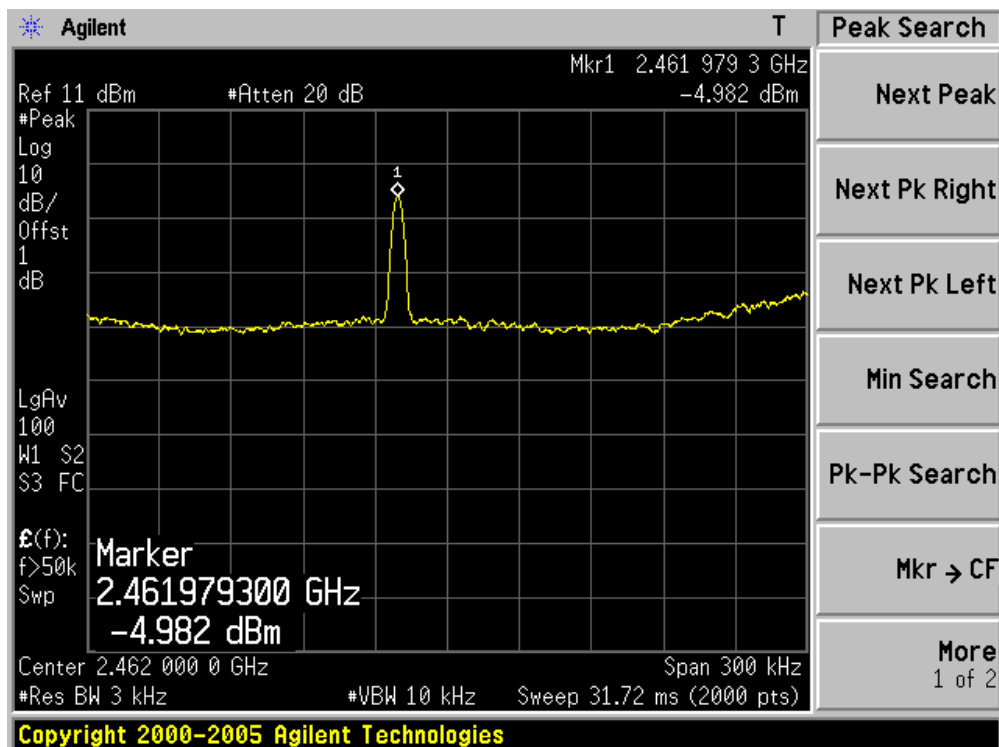
Channel 01 (2412MHz)



### Channel 06 (2437MHz)



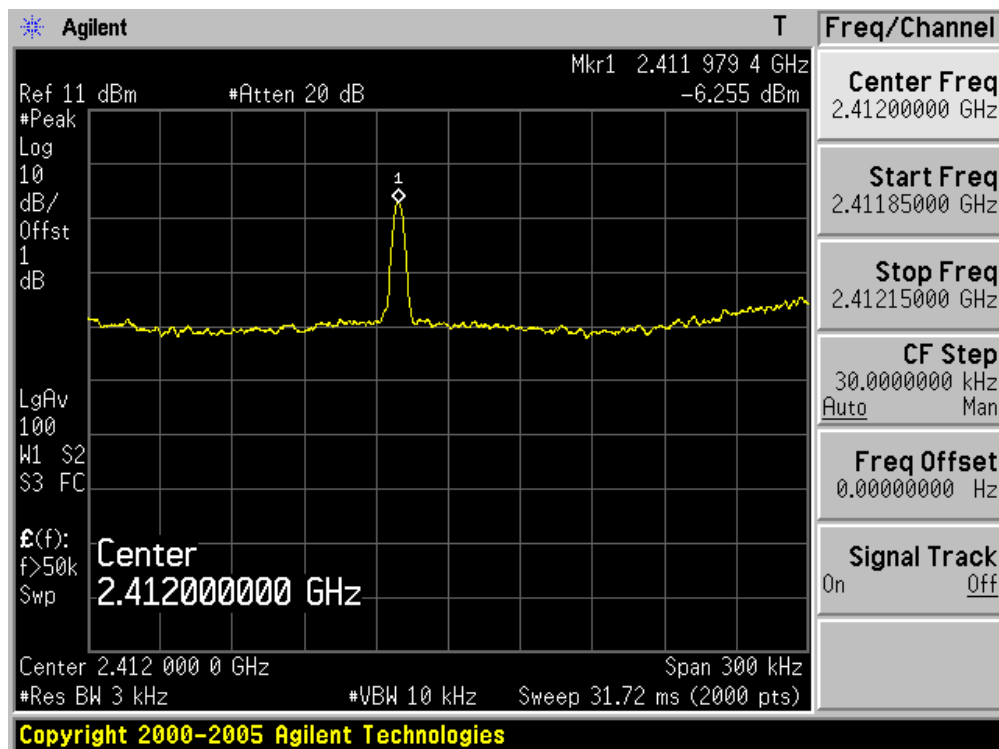
### Channel 11 (2462MHz)



Product	:	WIRELESS-B/G/N 26DBM NETWORK MINI PCI ADAPTER
Test Item	:	Power Spectral Density
Test Site	:	AC-4
Test Mode	:	Mode 3: Transmit by 802.11n (20MHz) (Chain 1X 010)

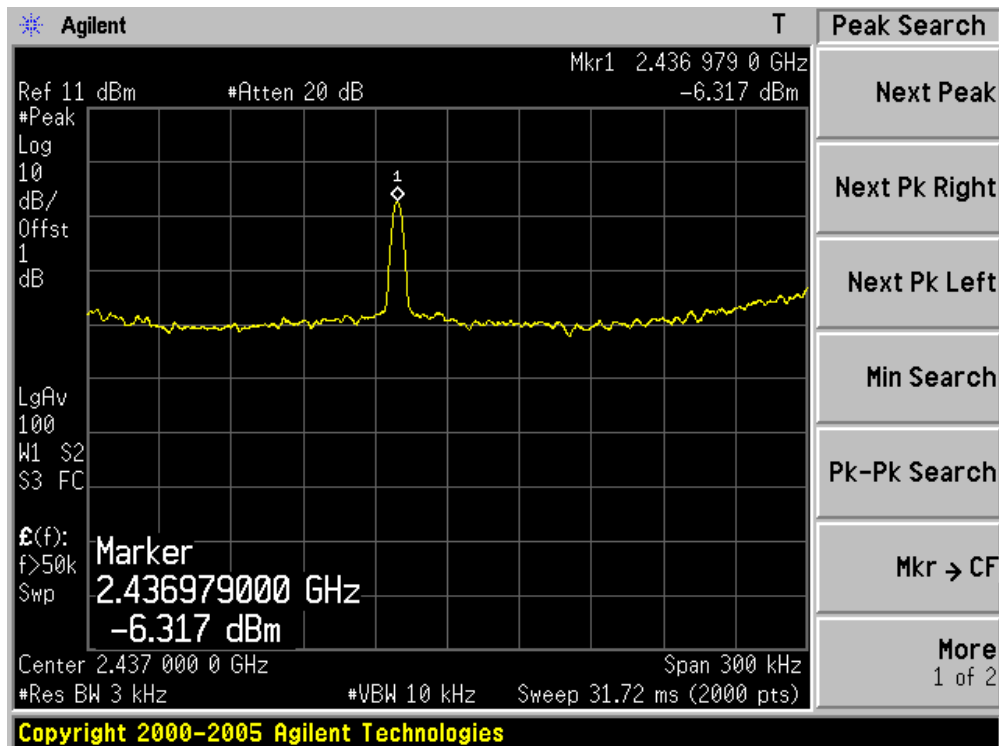
Channel No.	Frequency (MHz)	Measurement PPSP (dBm)		Total PPSP (dBm)	Limit (dBm)	Result
		Chain 010	Chain 100			
01	2412	-6.255	N/A	-6.255	8	Pass
06	2437	-6.317	N/A	-6.317	8	Pass
11	2462	-4.480	N/A	-4.480	8	Pass

Channel 01 (2412MHz)

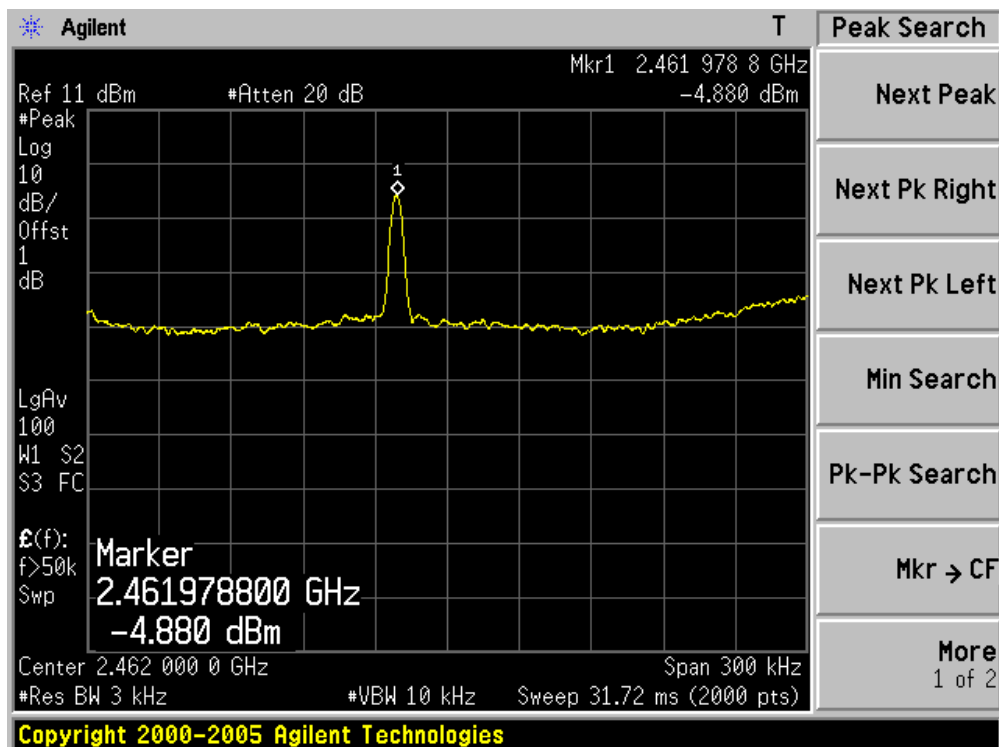




### Channel 06 (2437MHz)



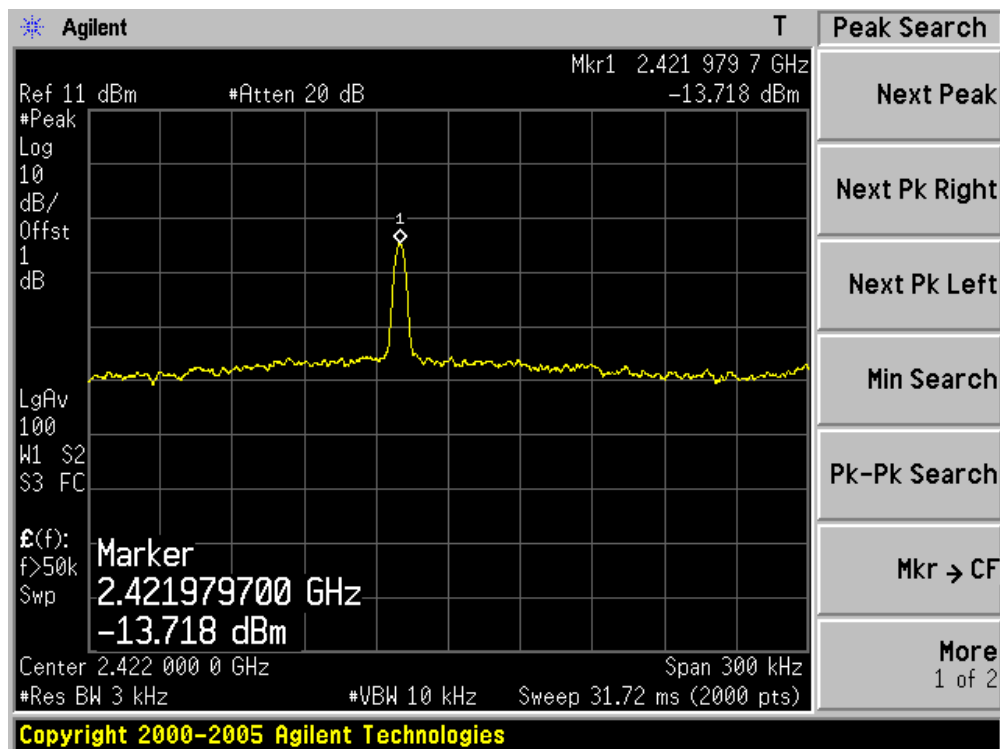
### Channel 11 (2462MHz)



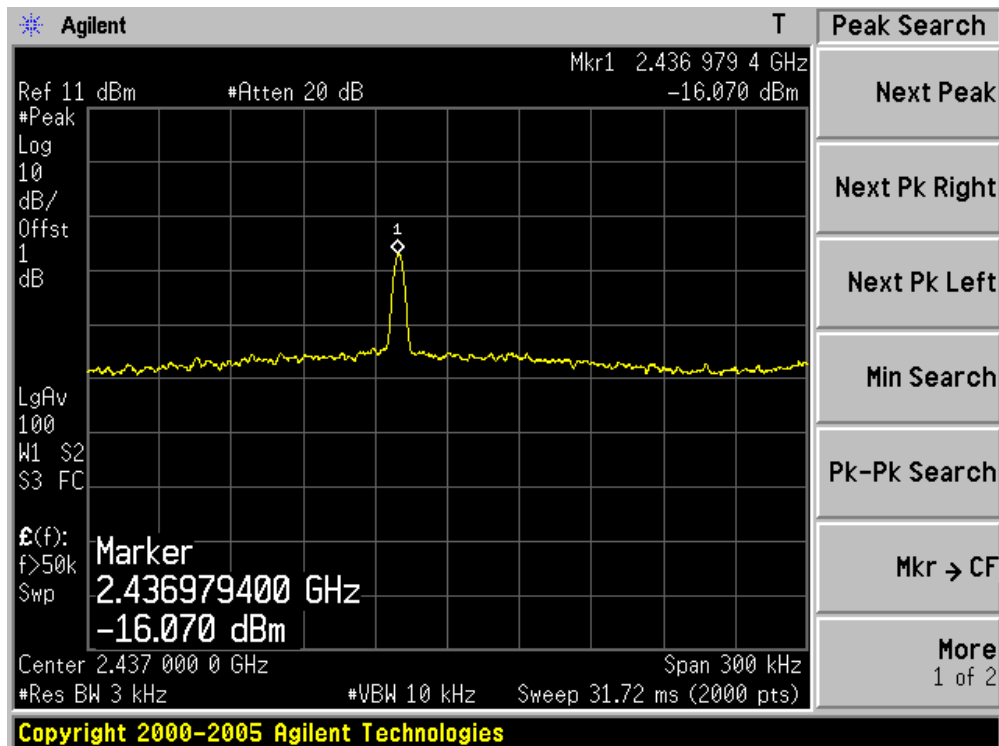
Product	:	WIRELESS-B/G/N 26DBM NETWORK MINI PCI ADAPTER
Test Item	:	Power Spectral Density
Test Site	:	AC-4
Test Mode	:	Mode 4: Transmit by 802.11n (40MHz) (Chain 1X 010)

Channel No.	Frequency (MHz)	Measurement PPSD (dBm)		Total PPSD (dBm)	Limit (dBm)	Result
		Chain 010	Chain 100			
03	2422	-13.718	N/A	-13.718	8	Pass
06	2437	-16.070	N/A	-16.070	8	Pass
09	2452	-16.548	N/A	-16.548	8	Pass

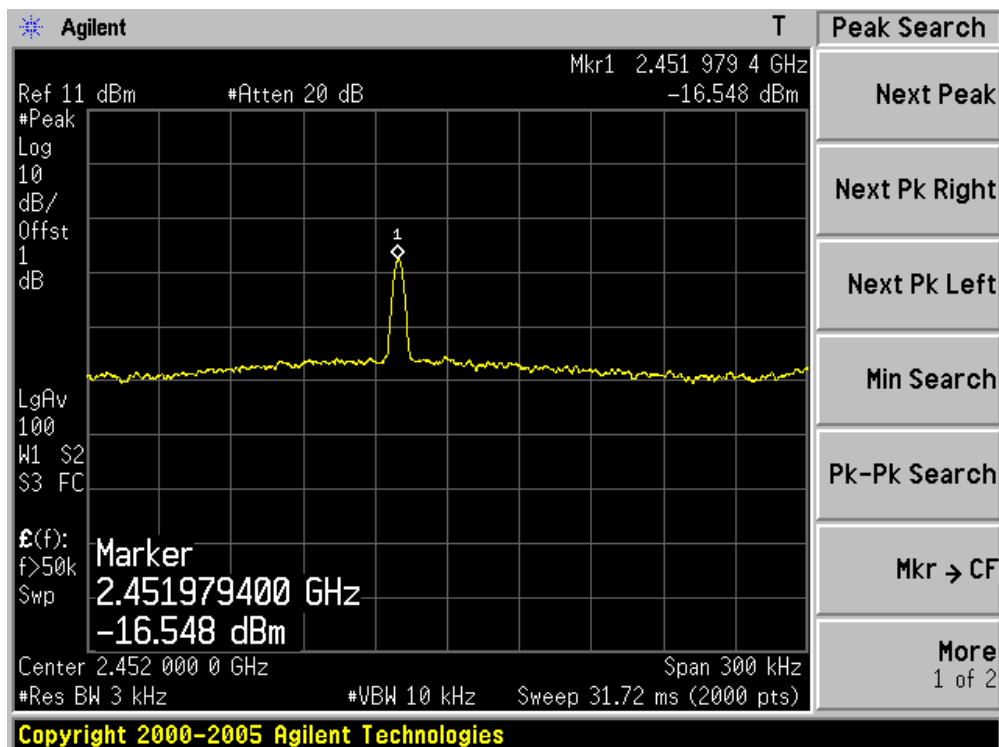
Channel 03 (2422MHz)



### Channel 06 (2437MHz)



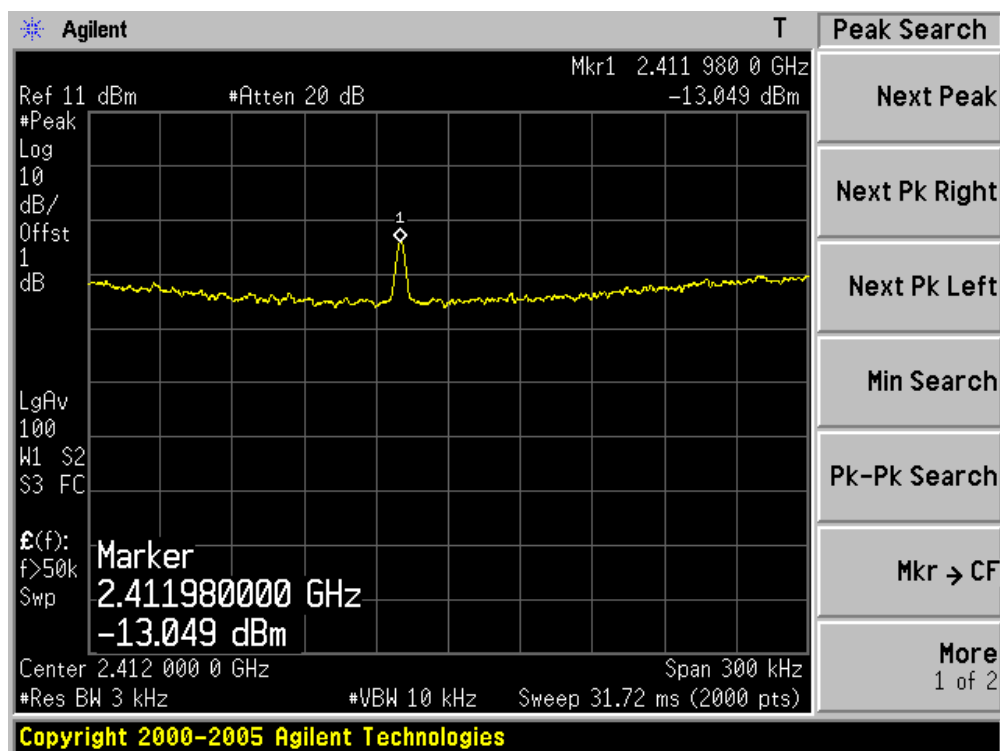
### Channel 09 (2462MHz)



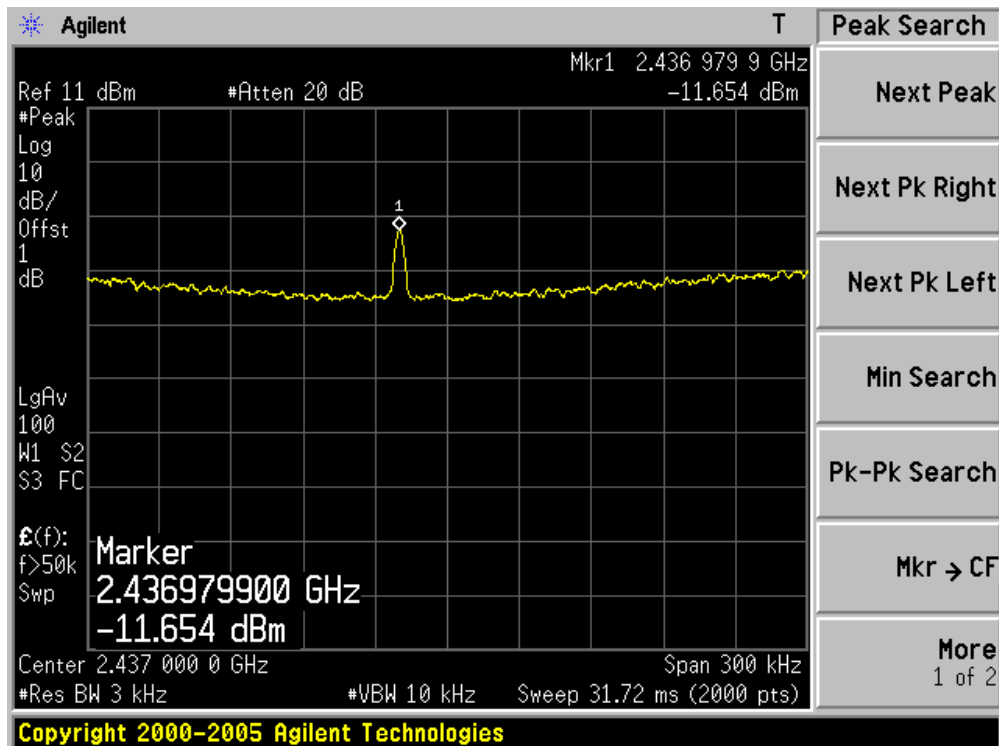
Product	:	WIRELESS-B/G/N 26DBM NETWORK MINI PCI ADAPTER
Test Item	:	Power Spectral Density
Test Site	:	AC-4
Test Mode	:	Mode 1: Transmit by 802.11b (Chain 1X 100)

Channel No.	Frequency (MHz)	Measurement PPSD (dBm)		Total PPSD (dBm)	Limit (dBm)	Result
		Chain 010	Chain 100			
01	2412	N/A	-13.049	-13.049	8	Pass
06	2437	N/A	-11.654	-11.654	8	Pass
11	2462	N/A	-12.674	-12.674	8	Pass

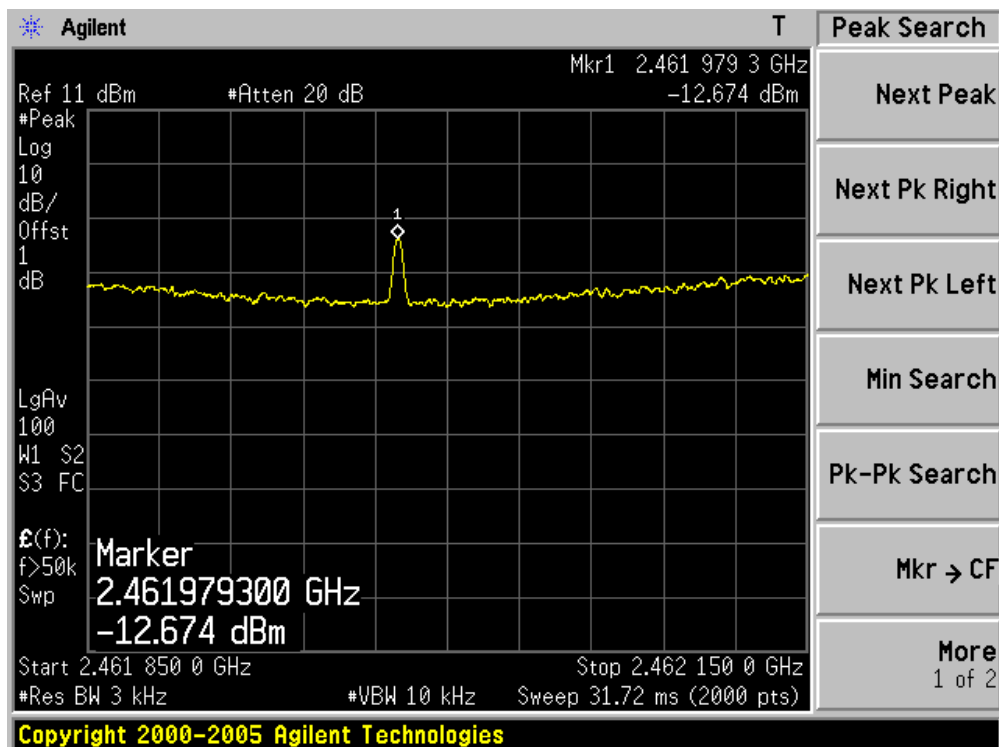
Channel 01 (2412MHz)



### Channel 06 (2437MHz)



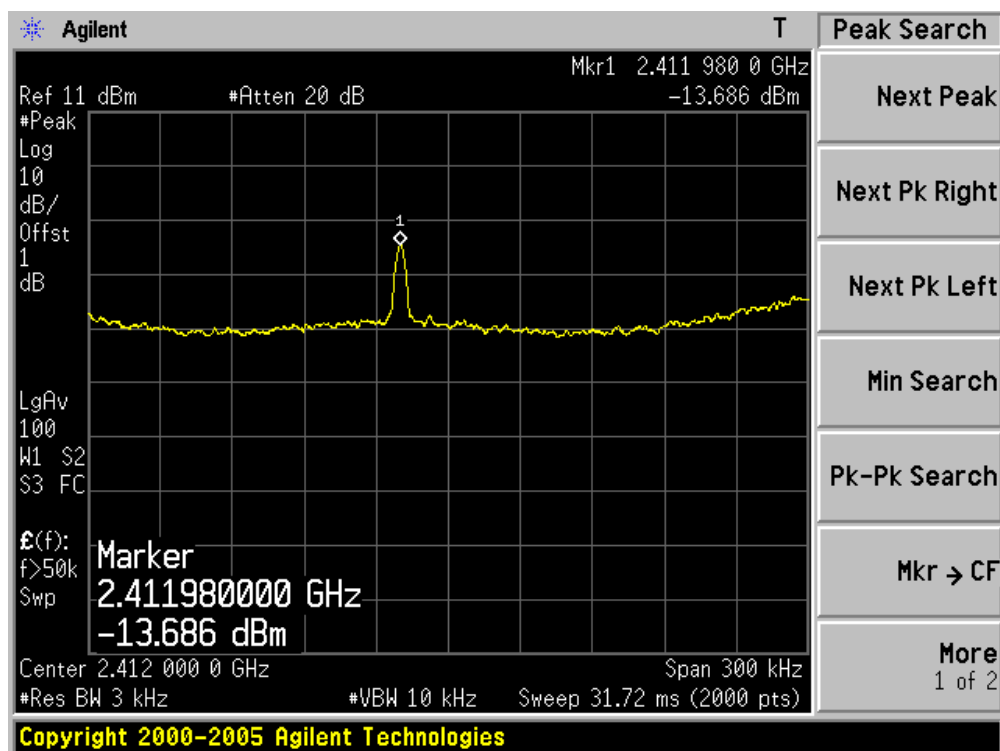
### Channel 11 (2462MHz)



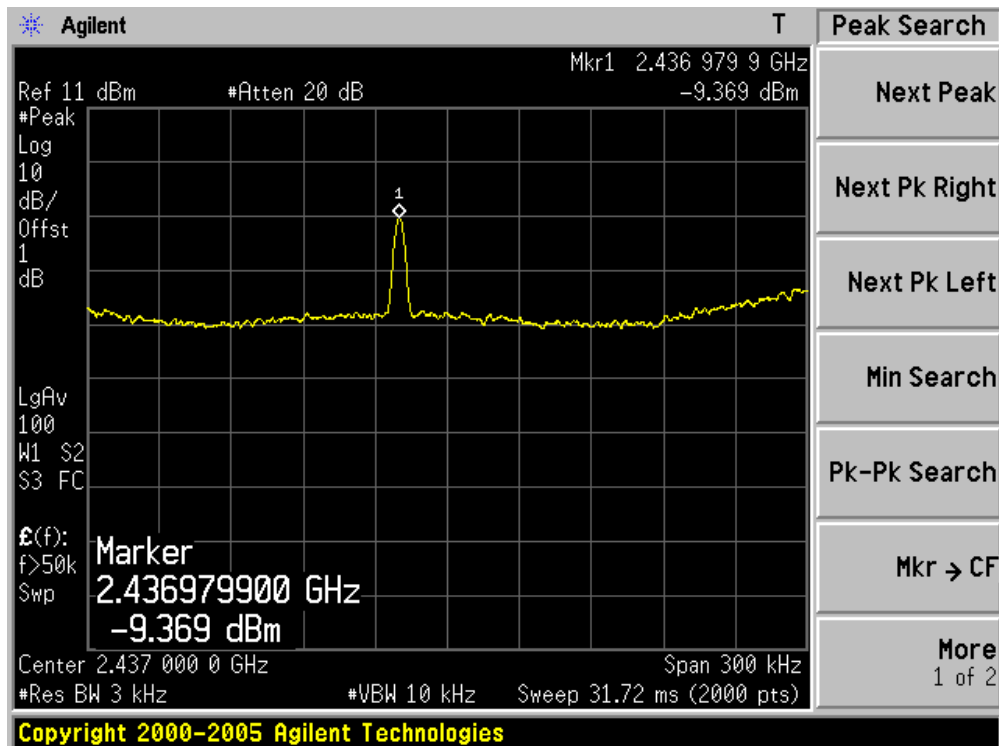
Product	:	WIRELESS-B/G/N 26DBM NETWORK MINI PCI ADAPTER
Test Item	:	Power Spectral Density
Test Site	:	AC-4
Test Mode	:	Mode 2: Transmit by 802.11g (Chain 1X 100)

Channel No.	Frequency (MHz)	Measurement PPSD (dBm)		Total PPSD (dBm)	Limit (dBm)	Result
		Chain 010	Chain 100			
01	2412	N/A	-13.686	-13.686	8	Pass
06	2437	N/A	-9.369	-9.369	8	Pass
11	2462	N/A	-10.056	-10.056	8	Pass

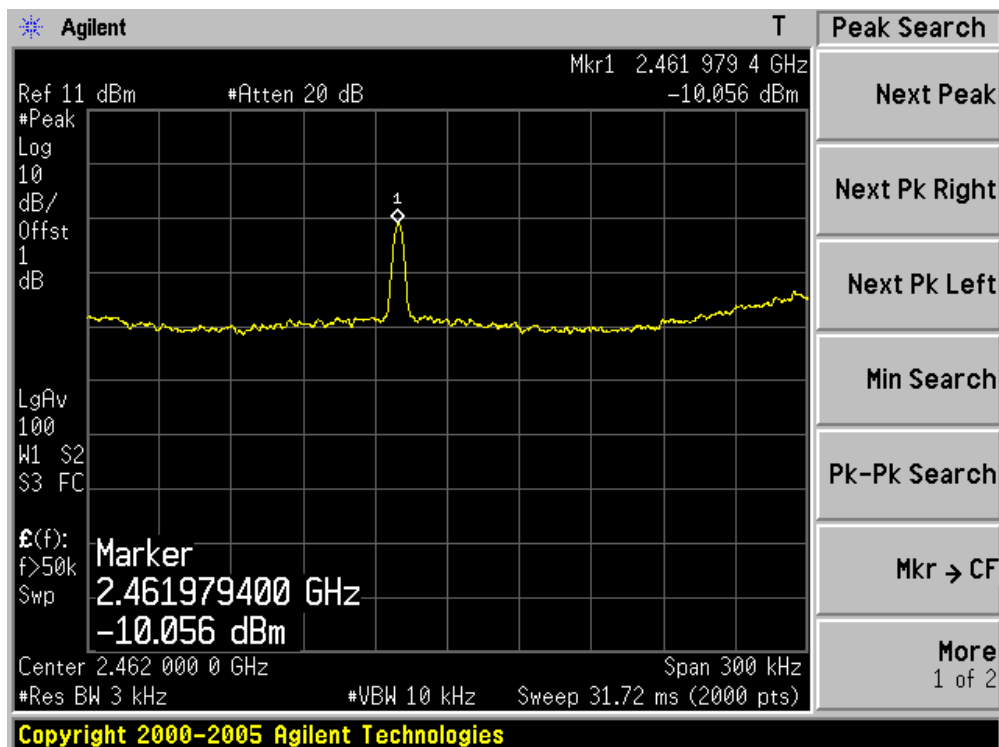
Channel 01 (2412MHz)



### Channel 06 (2437MHz)



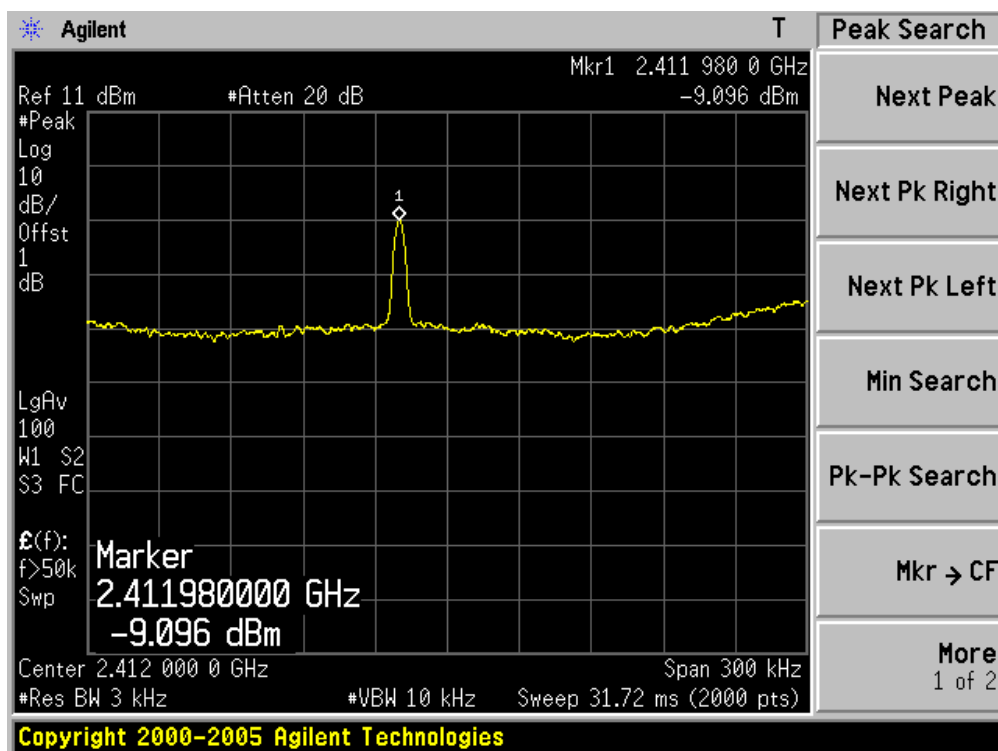
### Channel 11 (2462MHz)



Product	:	WIRELESS-B/G/N 26DBM NETWORK MINI PCI ADAPTER
Test Item	:	Power Spectral Density
Test Site	:	AC-4
Test Mode	:	Mode 3: Transmit by 802.11n (20MHz) (Chain 1X 100)

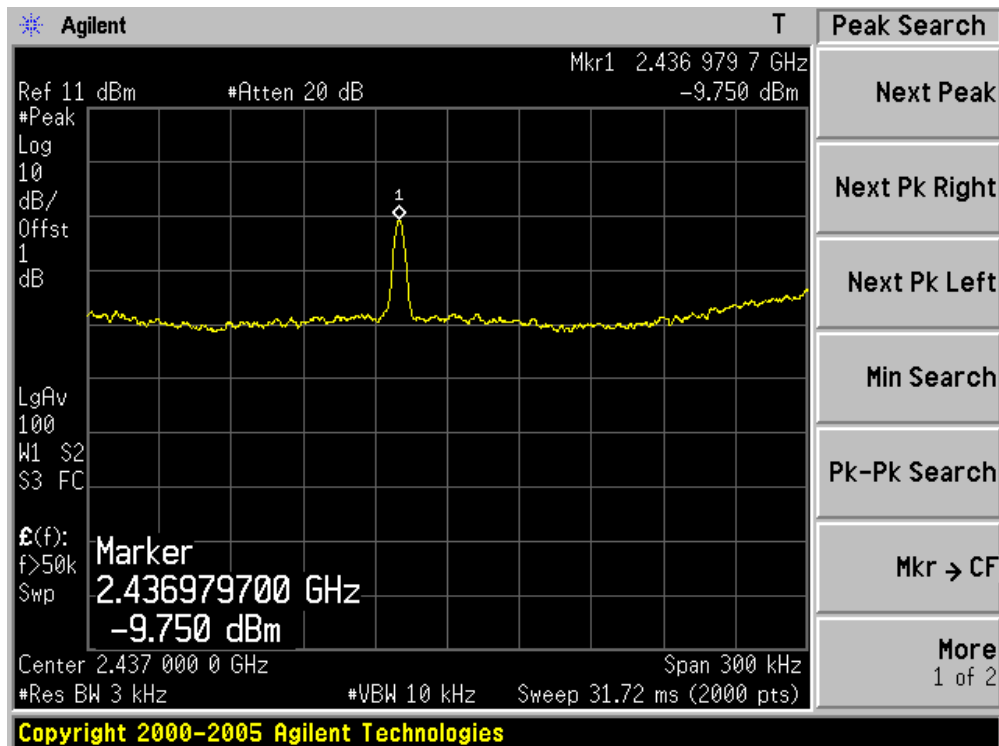
Channel No.	Frequency (MHz)	Measurement PPSD (dBm)		Total PPSD (dBm)	Limit (dBm)	Result
		Chain 010	Chain 100			
01	2412	N/A	-9.096	-9.096	8	Pass
06	2437	N/A	-9.750	-9.750	8	Pass
11	2462	N/A	-9.399	-9.399	8	Pass

Channel 01 (2412MHz)

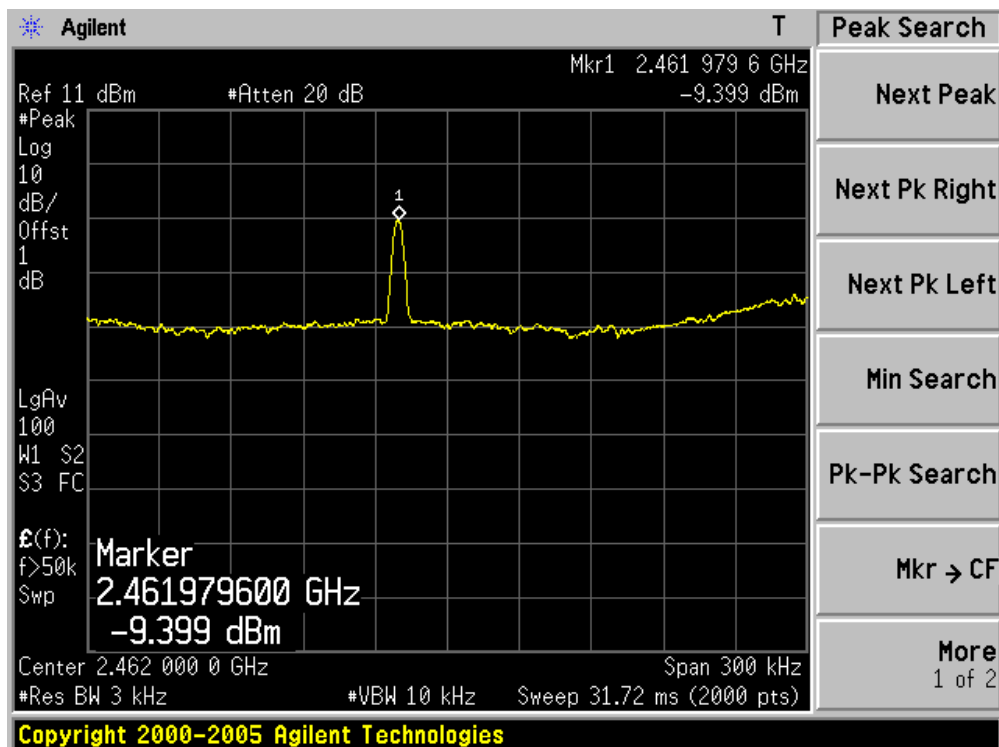




### Channel 06 (2437MHz)



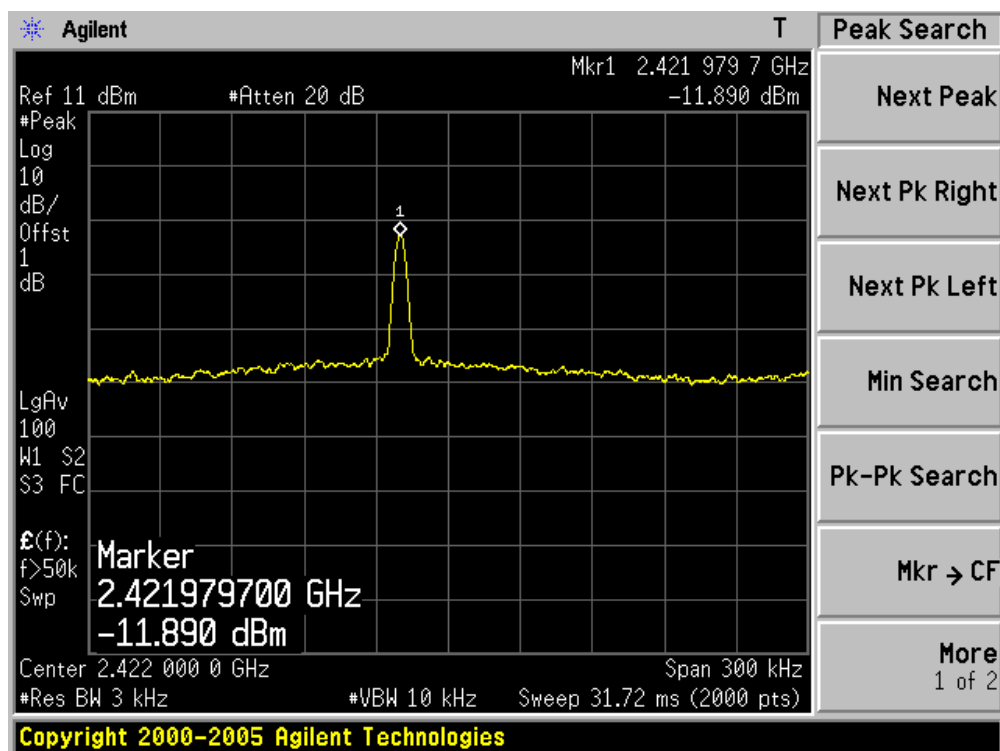
### Channel 11 (2462MHz)



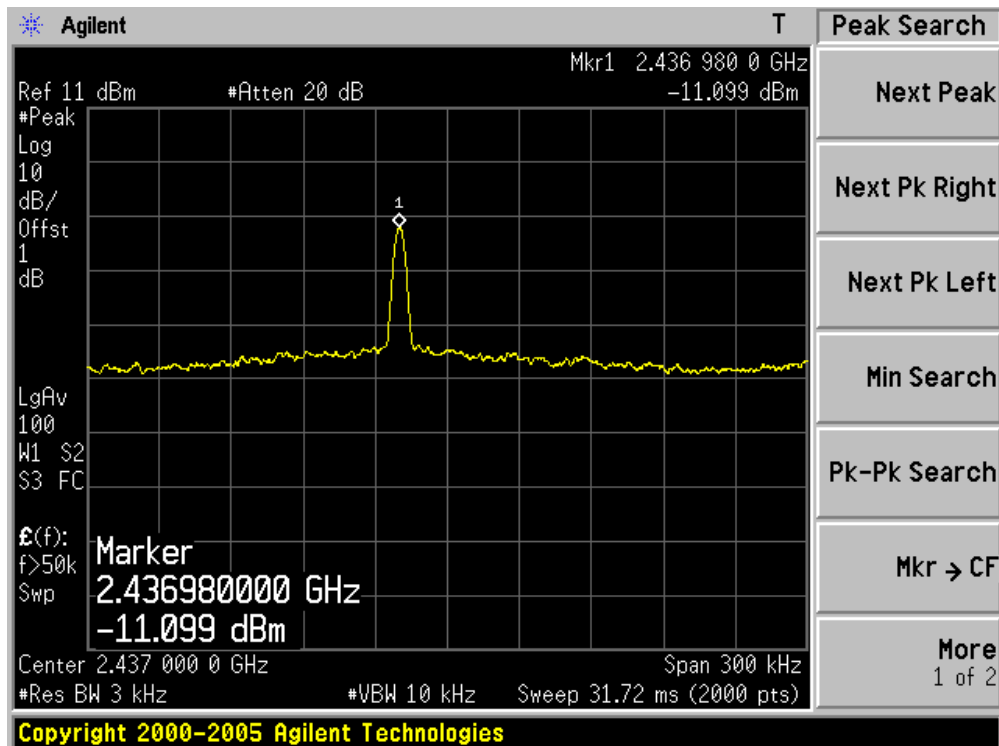
Product	:	WIRELESS-B/G/N 26DBM NETWORK MINI PCI ADAPTER
Test Item	:	Power Spectral Density
Test Site	:	AC-4
Test Mode	:	Mode 4: Transmit by 802.11n (40MHz) (Chain 1X 100)

Channel No.	Frequency (MHz)	Measurement PPSD (dBm)		Total PPSD (dBm)	Limit (dBm)	Result
		Chain 010	Chain 100			
03	2422	N/A	-11.890	-11.890	8	Pass
06	2437	N/A	-11.099	-11.099	8	Pass
09	2452	N/A	-11.456	-11.456	8	Pass

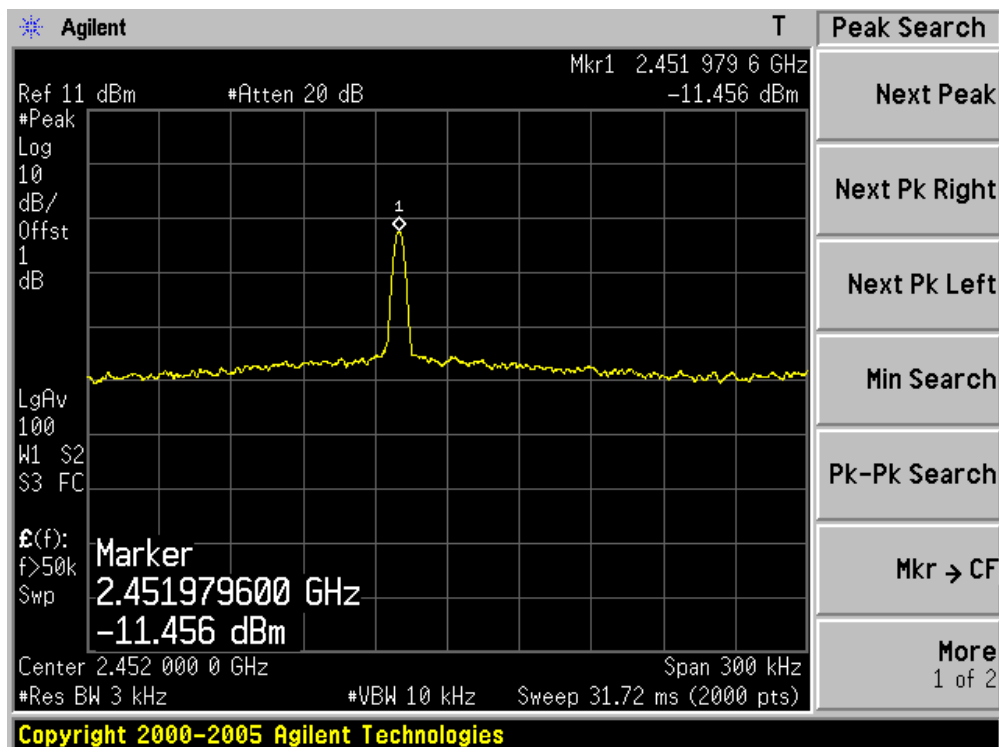
Channel 03 (2422MHz)



### Channel 06 (2437MHz)



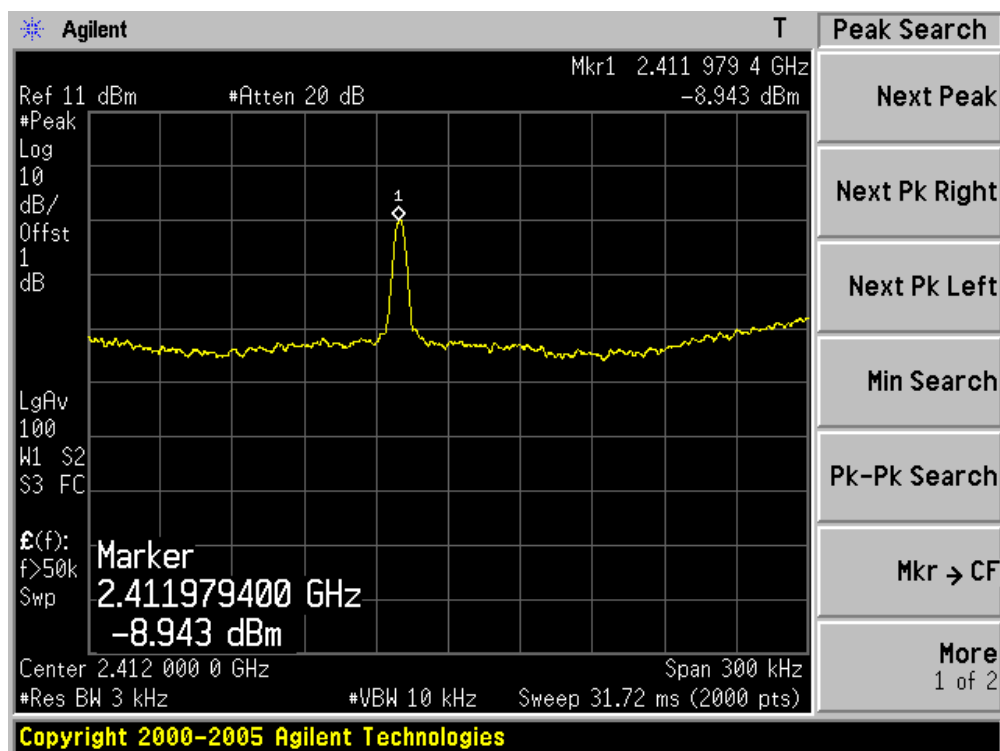
### Channel 09 (2462MHz)



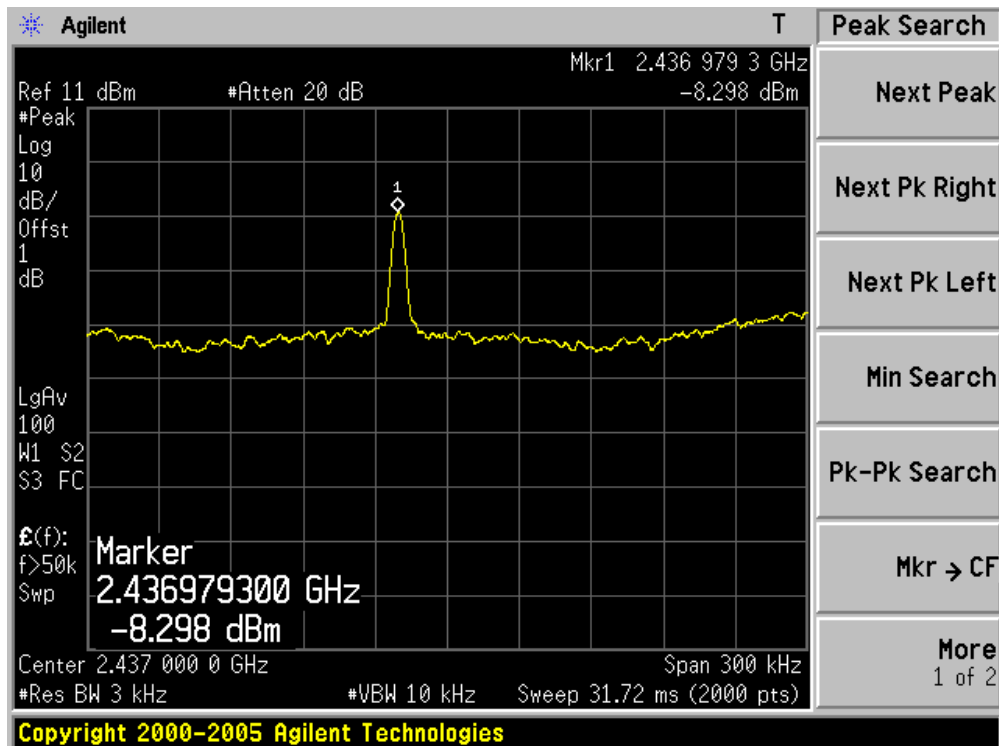
Product	:	WIRELESS-B/G/N 26DBM NETWORK MINI PCI ADAPTER
Test Item	:	Power Spectral Density
Test Site	:	AC-4
Test Mode	:	Mode 3: Transmit by 802.11n (20MHz) (Chain 2X 110)

Channel No.	Frequency (MHz)	Measurement PPSP (dBm)		Total PPSP (dBm)	Limit (dBm)	Result
		Chain 010	Chain 100			
01	2412	-8.943	-10.228	-6.53	8	Pass
06	2437	-8.298	-12.238	-6.83	8	Pass
11	2462	-3.065	-10.371	-2.32	8	Pass

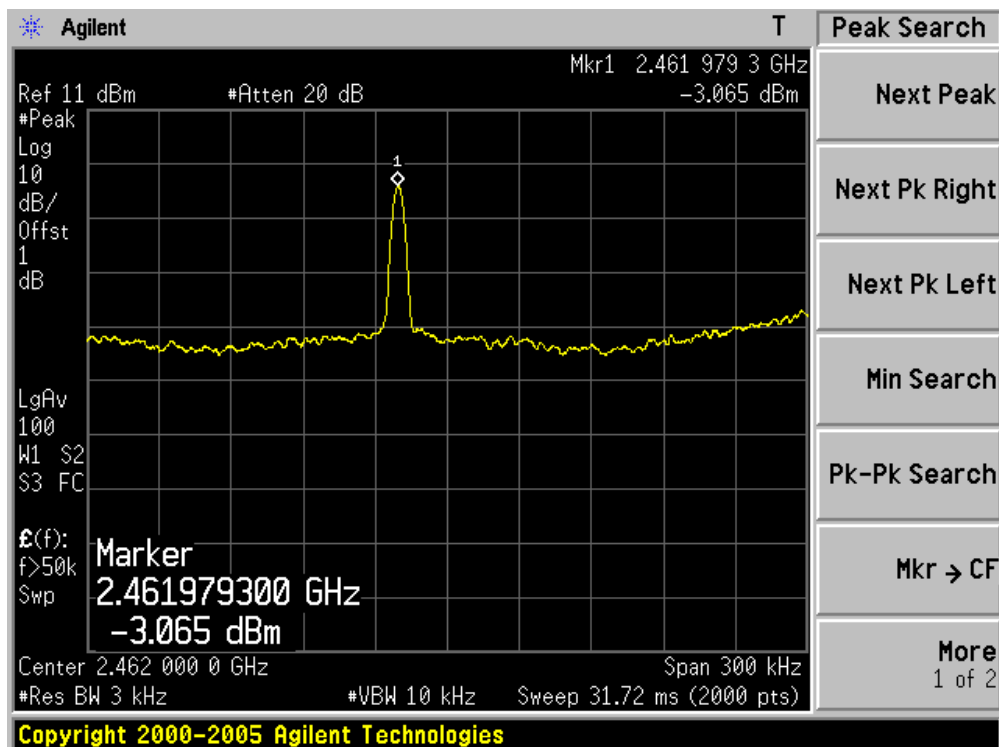
Channel 01 (2412MHz) (Chain 010)



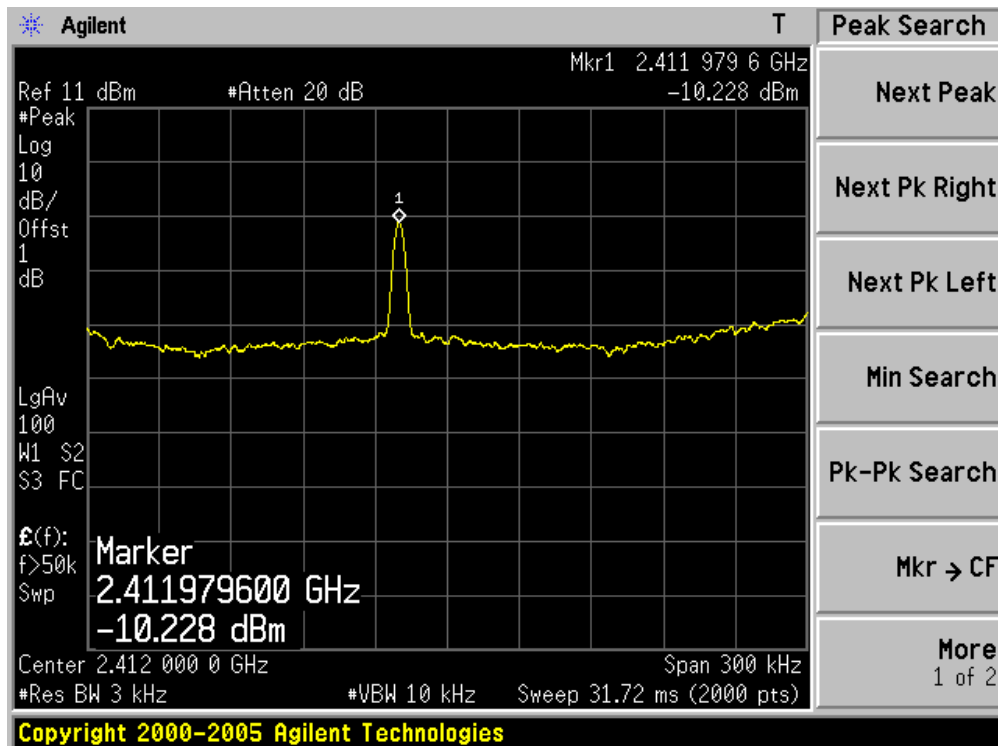
### Channel 06 (2437MHz) (Chain 010)



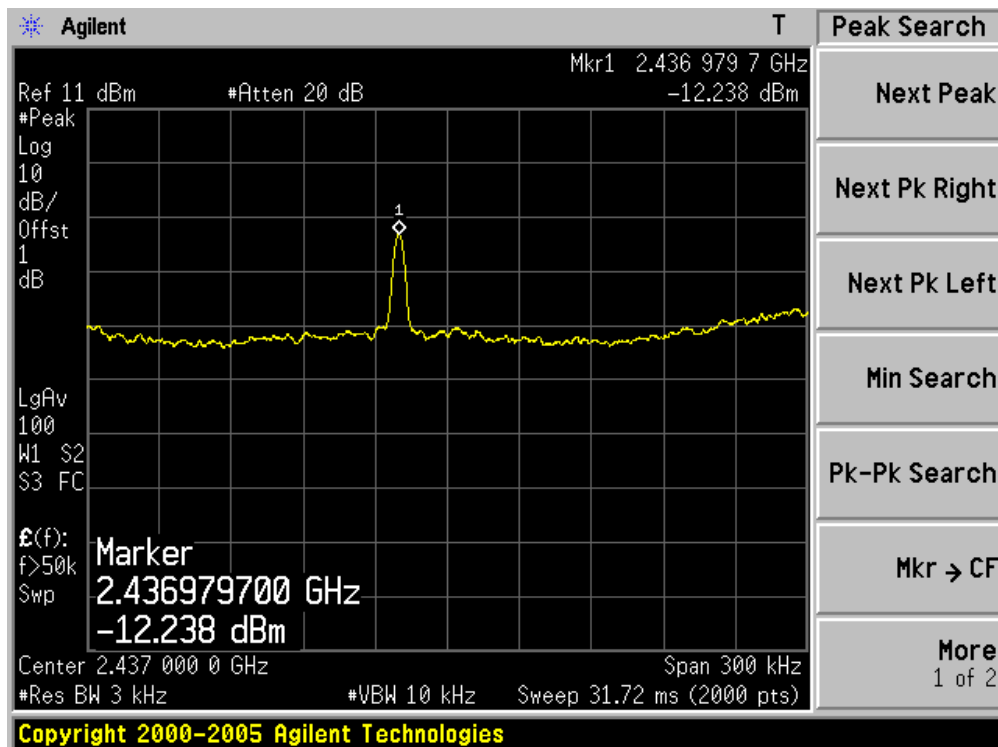
### Channel 11 (2462MHz) (Chain 010)



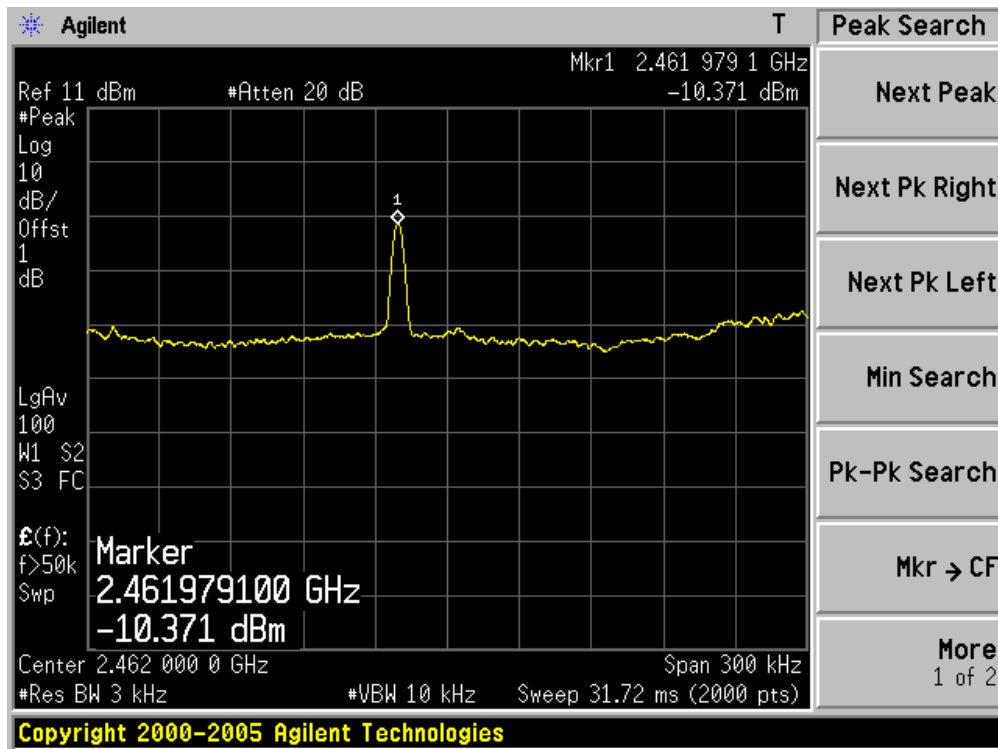
Channel 01 (2412MHz) (Chain 100)



Channel 06 (2437MHz) (Chain 100)



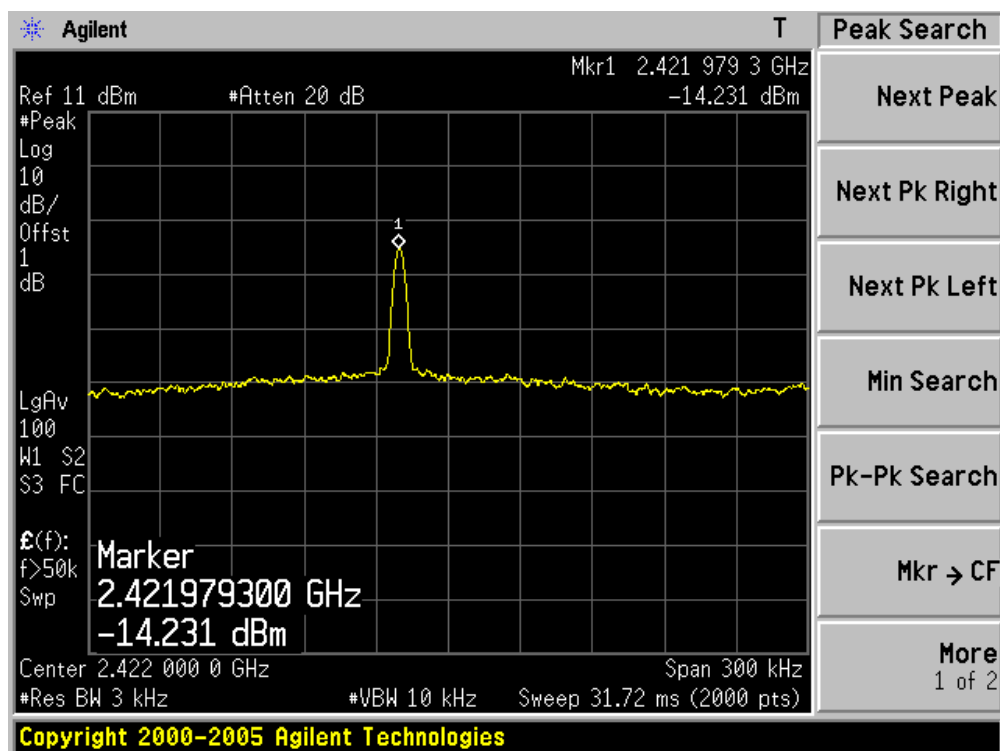
Channel 11 (2462MHz) (Chain 100)



Product	:	WIRELESS-B/G/N 26DBM NETWORK MINI PCI ADAPTER
Test Item	:	Power Spectral Density
Test Site	:	AC-4
Test Mode	:	Mode 4: Transmit by 802.11n (40MHz) (Chain 2X 010)

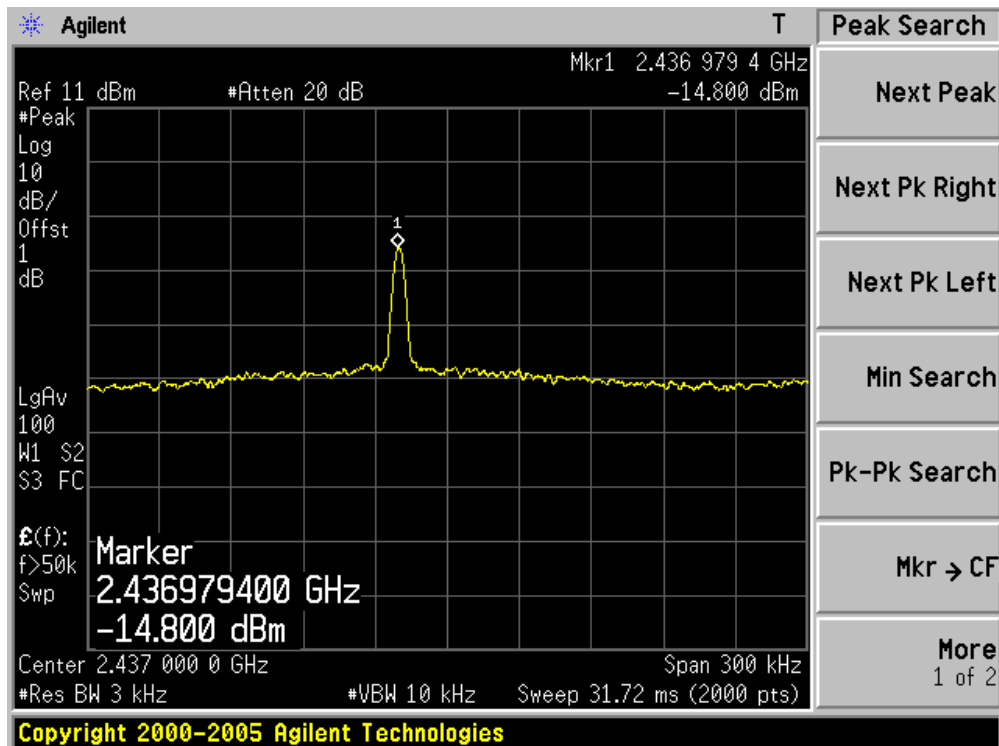
Channel No.	Frequency (MHz)	Measurement PPSD (dBm)		Total PPSD (dBm)	Limit (dBm)	Result
		Chain 010	Chain 100			
03	2422	-14.231	-16.069	-12.04	8	Pass
06	2437	-14.800	-12.353	-10.40	8	Pass
09	2452	-15.969	-11.744	-10.35	8	Pass

Channel 03 (2422MHz) (Chain 010)

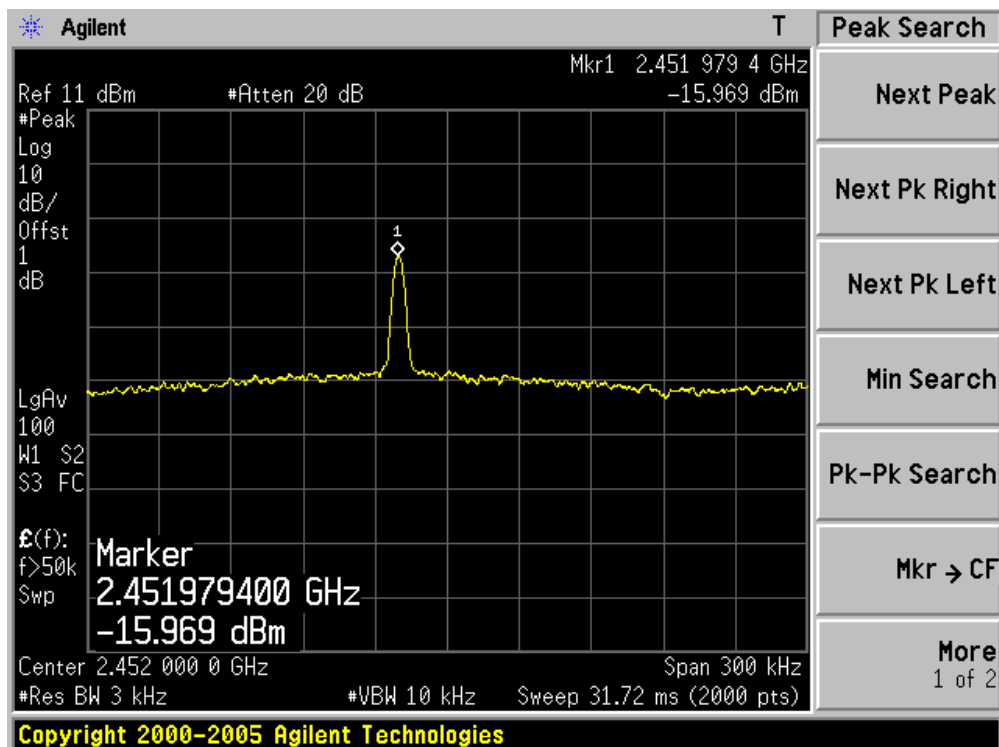




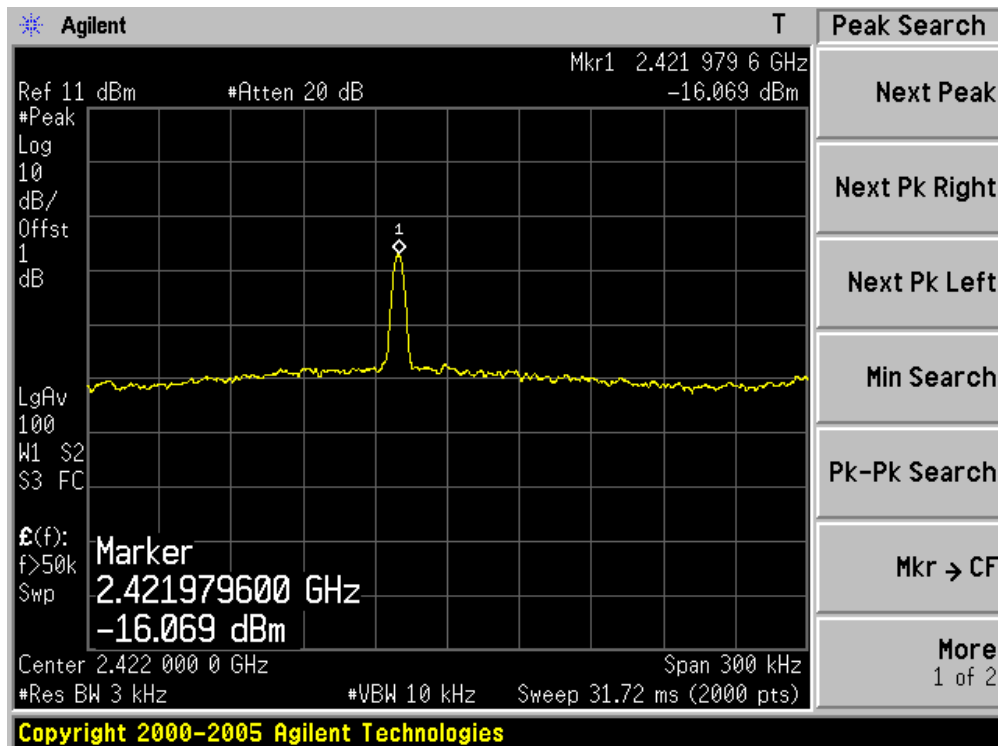
### Channel 06 (2437MHz) (Chain 010)



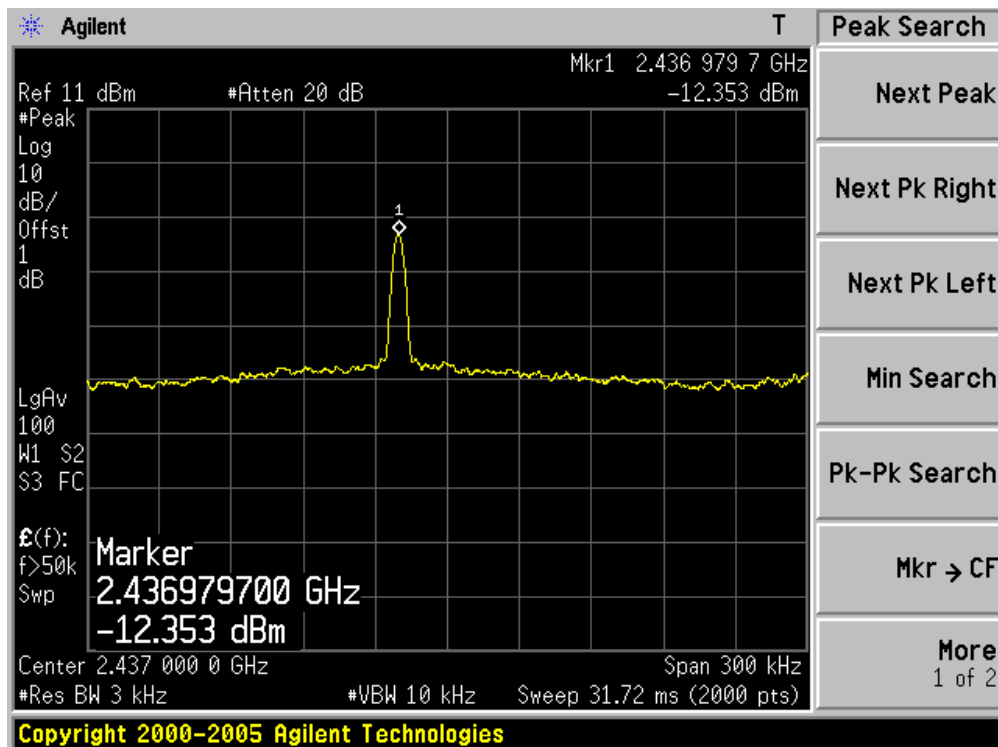
### Channel 09 (2462MHz) (Chain 010)



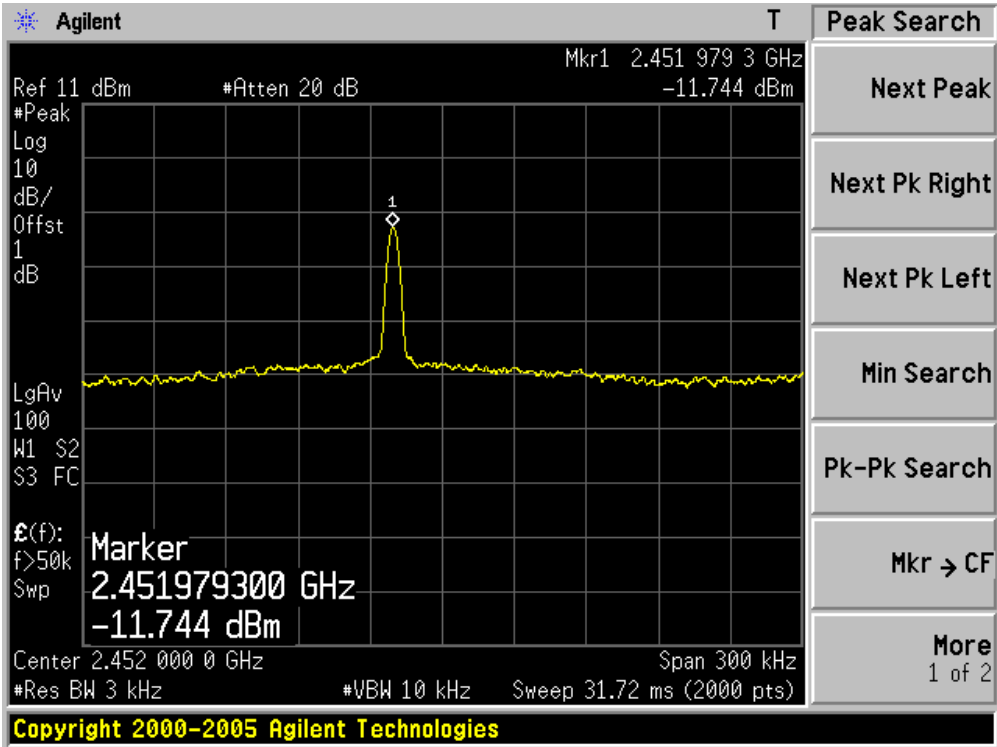
Channel 03 (2422MHz) (Chain 100)



Channel 06 (2437MHz) (Chain 100)



Channel 09 (2462MHz) (Chain 100)




## 10.7. Attachment

### ➤ EUT Photograph


(1) EUT Photo



(2) EUT Photo



(3) EUT Photo



(4) EUT Photo

